


P  
E  
i

T  
D  
A


A  
R  
i  
OCC



ALTEZZA PARETE DOCCIA  
SHOWER DOOR HEIGHT



ALTEZZA PARETE SOPRAVASCA  
BATH PANEL HEIGHT




SPESSORE VETRO  
GLASS DEPTH



SPESSORE VETRO  
GLASS DEPTH



SPESSORE ACRILICO  
ACRYLIC DEPTH



SPESSORE ACRILICO / VETRO  
ACRYLIC / GLASS DEPTH



REVERSIBILE  
REVERSIBLE



NON REVERSIBILE  
NON-REVERSIBLE



MANIGLIA ESTERNA / INTERNA  
EXTERNAL / INTERNAL HANDLES



MANIGLIA ESTERNA / POMOLO INTERNO  
EXTERNAL HANDLE / INTERNAL POMMEL



POMOLO ESTERNO / INTERNO  
EXTERNAL / INTERNAL POMMEL



POMOLO ESTERNO  
EXTERNAL POMMEL



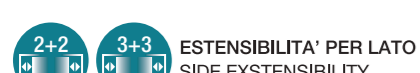
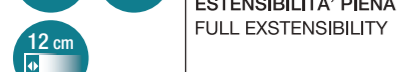
PROFILO MANIGLIA  
HANDLE PROFILE



ESTENSIBILITA' RIDOTTA  
REDUCED EXSTENSIBILITY




ESTENSIBILITA' PIENA  
FULL EXSTENSIBILITY



ESTENSIBILITA' PER LATO  
SIDE EXSTENSIBILITY



PROFILO DI COMPENSAZIONE  
COMPENSATOR PROFILE



REGOLAZIONE FUORI SQUADRO  
OFF-SQUARE REGULATION



PROFILO TENUTA ACQUA BASSO  
LOW SEAL WATER PROFILE



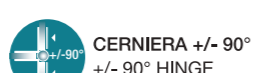
PROFILO TENUTA ACQUA ALTO  
HIGH SEAL WATER PROFILE



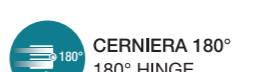
SGANCIO RAPIDO  
QUICK-RELEASE




SGANCIO VITE  
SCREW RELEASE



CERNIERA +/- 90°  
+/- 90° HINGE



CERNIERA 180°  
180° HINGE




CERNIERA FILO VETRO  
FLUSH HINGE



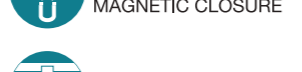
ROTAZIONE A GAMMA  
CAM ROTATION



PROFILO MAGNETICO  
MAGNETIC PROFILE



CHIUSURA MAGNETICA  
MAGNETIC CLOSURE



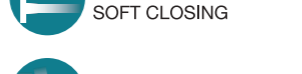
FERMO MAGNETICO  
MAGNETIC LOCK



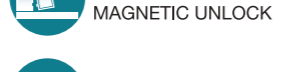
FINE CORSA AMMORTIZZATO  
END BUFFER AND SOFT CLOSING



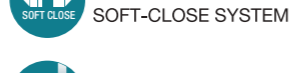
CHIUSURA AMMORTIZZATA  
SOFT CLOSING



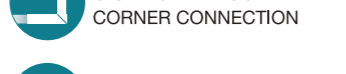
SBLOCCO MAGNETICO  
MAGNETIC UNLOCK




SISTEMA SOFT-CLOSE  
SOFT-CLOSE SYSTEM



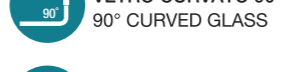
GIUNZIONE ANGOLARE  
CORNER CONNECTION



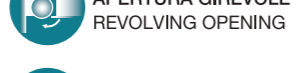
GUARNIZIONE PALLONCINO  
BALLOON SEAL



VETRO CURVATO 90°  
90° CURVED GLASS



APERTURA GIREVOLE  
REVOLVING OPENING



APERTURA IN/OUT  
OPENING IN/OUT



PARACOLPI  
BUMPERS




SCORRIMENTO INFERIORE  
LOWER SLIDING



PALO TELESCOPICO  
TELESCOPIC POLE



MISURE SPECIALI  
SPECIAL MEASURES



MODELLO SU MISURA  
CUSTOMIZED MEASURE



PMR  
PMR



DECOGRAFIA  
DECOGRAPHY



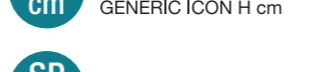
TRATTAMENTO NEVERDROP®  
NEVERDROP® TREATMENT



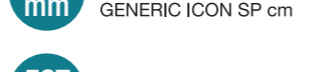
SPARTAN  
SPARTAN



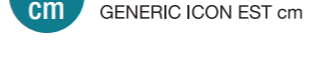
ICONA GENERICA H cm  
GENERIC ICON H cm




ICONA GENERICA SP cm  
GENERIC ICON SP cm




ICONA GENERICA EST cm  
GENERIC ICON EST cm



NUMERO DI COLLI  
NUMBER OF PACKAGES



PESO TOTALE  
TOTAL WEIGHT



STOCK  
STOCK



STOCK  
STOCK

	MANIFESTO TDA	pag.	2
	IL PUNTO CHIAVE • THE KEY POINT	pag.	22
walk-in	<b>IT</b> Walk-in Italo	pag.	56
	<b>VI</b> Walk-in Vito	pag.	98
	<b>RO</b> Walk-in Rocco	pag.	118
con profilo verticale	<b>EN</b> Enzo	pag.	138
	<b>FR</b> Frigo	pag.	162
	<b>IS</b> Inox Scroll	pag.	186
	<b>IR</b> Inox Rail	pag.	200
	<b>PL</b> Pluma Evo	pag.	222
	<b>GA</b> Gaia	pag.	254
	<b>MO</b> Mork	pag.	284
	<b>MI</b> Mindy	pag.	318
	<b>VO</b> Volo	pag.	352
	<b>FO</b> Font	pag.	382
con telaio	<b>OT</b> Ottavio	pag.	410
	<b>DM</b> Dado Maxi	pag.	448
	<b>DN</b> Dino	pag.	492
	<b>SD</b> Spado	pag.	530
	<b>CO</b> Comfort	pag.	562
	<b>SV</b> Sopravasca	pag.	610
	SERVIZI - INFO • SERVICE - INFO	pag.	630





PAVONE DEL MELLA E' UN PAESE DELLA PROVINCIA BRESCIANA NELLA LOMBARDIA ITALIANA, DOVE IL PATRIARCA ALESSANDRO DELLA FAMIGLIA DOMENEGHINI LAVORA CON I SUOI FIGLI, SIN DAL 1982, ALLA CREAZIONE DI UNA SOLIDA IMPRESA DEL SETTORE ARREDOBAGNO




NEL 1997 ACQUISISCE LA LINEA DI PRODUZIONE DI CABINE DOCCIA E IL GRUPPO ALLARGA I CONFINI OLTRE IL MERCATO DOMESTICO CON LA CREAZIONE DI TDA FRANCE



NEL 2012 SI DECIDE DI REALIZZARE PIATTI DOCCIA D'ARREDO  
SPERIMENTANDO UN NUOVO MATERIALE COMPOSITO  
FRUTTO DI RICERCHE SULLE RESINE.  
TRA PROVE E CONSULTAZIONI CON ESPERTI DEL SETTORE,  
IN UN TEMPO RAGIONEVOLE, SI ARRIVA ALLA FORMULA  
CHE CONSENTE DI DEPOSITARE IL MARCHIO AROCK®

AROCK®





STRADA FACENDO RISULTA EVIDENTE CHE, L'UTILIZZO IN SUPERFICIE DEL GELCOAT, CONSENTE LA COLORAZIONE DEI PIATTI DOCCIA CON ASSOLUTA FEDELTA' DI TONO AI COLORI





L'IDENTITA' DEL COLORE APPLICATA AI MATERIALI LAVORATI: VETRO, ALLUMINIO, LEGNO, AROCK®

AROCK® È UN MATERIALE IDROREPELENTE ANTIBATTERICO E RESISTENTE IDEALE NELLA STANZA DA BAGNO. LA PRODUZIONE DI FRONTALI - ANTE - PIANI - LAVABI - ACCESSORI E SPECCHI ACCOMPAGNA GLI ARREDI TDA



il risultato identico del colore  
nei diversi materiali  
manifesto della creatività e teatralità italiana  
applicato alla produzione sostenibile  
di piatti e pareti doccia  
arredi e complementi

[www.tda.it](http://www.tda.it)

**TDA**<sup>®</sup>

vetro

alluminio

laccato

AROCK<sup>®</sup>





Prima di essere destinati alla vendita tutti i prodotti TDA vengono sottoposti a controlli specifici per garantire l'assoluta integrità e la loro conformità. Le pareti doccia TDA rispondono agli standard qualitativi e di sicurezza della normativa europea vigente in materia EN 14428:2018 e sono marcati con la sigla CE sugli imballi. Le versioni in lingua delle differenti DoP (Declaration of Performances) possono essere scaricate dal nostro sito web [www.tda.it](http://www.tda.it)

Before being able to place TDA's products on the market for sales to the customers, they are subject to specific quality controls, which guarantee their integrity and conformity to required standards. TDA's shower enclosures respect the quality and safety standards implemented by the European Normative EN 14428:2018. In addition, they are marked by the CE, visible on their packaging. On TDA's website, [www.tda.it](http://www.tda.it), it is possible to download copies of the DoP (Declaration of Performances) in different languages



TDA garantisce i propri prodotti per 24 mesi a partire dalla data di acquisto secondo le normative Europee vigenti in materia. La garanzia TDA copre esclusivamente i difetti di fabbricazione o di assemblaggio. Eventuali difetti estetici o strutturali della parete doccia vanno segnalati a TDA per iscritto, a mezzo email o fax, corredati dal documento d'acquisto e da immagini fotografiche. Tutto ciò prima di procedere con il montaggio della parete doccia, qualsiasi difetto segnalato ad avvenuto montaggio non sarà risarcito. TDA si impegna ad intervenire tempestivamente nel garantire la riparazione o sostituzione degli elementi riconosciuti difettosi. Non sono contemplate eventuali richieste di indennizzo da parte dell'acquirente derivate da disagi e costi aggiuntivi. Sono esclusi dal servizio di garanzia TDA:

- danni imputabili al trasporto non segnalati per iscritto al trasportatore al momento dello scarico
- rotture dei vetri causate dalla movimentazione manuale o da impatti accidentali durante l'utilizzo
- danni causati da installazioni non eseguite secondo le istruzioni di montaggio TDA
- danni arrecati da interventi di personale non competente e non autorizzato
- difetti del prodotto dovuti alla normale usura oppure a uso improprio da parte del fruitore
- difetti o malfunzionamenti riconducibili all'uso da parte del fruitore di prodotti non idonei per la pulizia
- malfunzionamenti riconducibili a cause di forza maggiore
- manomissioni da parte dell'acquirente.

TDA declina ogni responsabilità per danni a persone, animali e/o cose causati da errate installazioni e/o regolazioni, dallo scorretto utilizzo o da mancate manutenzioni periodiche e dalla mancata scrupolosa osservanza della documentazione allegata al prodotto.

TDA garantisce la disponibilità dei pezzi di ricambio fino a 2 anni dall'uscita di produzione del codice prodotto e successivamente fino a esaurimento delle scorte

In accordance with the current European Normative, TDA provides warranty on their products for 24 months from the purchasing date. TDA's warranty covers exclusively the defect issues that accrue during the manufacturing or packaging of the products. Potential and external issues related to the design and structure of the shower enclosure need to be documented via email or fax to TDA with attached pictures of the product and purchasing documents. Please consider that TDA needs to receive this documentation before the placement of the shower enclosures. As a result, if anything is reported once the shower enclosures are already installed, the reimbursement will not be processed. TDA is very committed to solve any issue in a timely manner to guarantee either the reparation or replacement of the defective parts and items. Potential requests of reimbursement caused by any sort of inconvenience, additional costs, etc. will not be considered eligible. As follow, a list of items excluded from the services covered by TDA's warranty:

- damages during the products' shipment that has not been reported on a written notice to the freight forwarder at the moment of loading.
- glass' breaking caused either by the manual movements or accidental impacts during the product's usage.
- damages caused by the inappropriate product's placement, which did not follow the correct TDA's instructions for installation.
- damages caused by unqualified and unauthorized personnel
- blemishes caused by the natural wear of the product
- blemishes or malfunctions caused by the inappropriate use and cleanliness of the product by the user
- malfunctions caused by force majeure alterations by the buyer.

TDA rejects any responsibility of damages to people, animals, and/or things caused either by wrong installations, the incorrect use of regulations, or the inappropriate use of the product. In addition, TDA is not responsible for damages derived from the buyer's negligence of implementing periodical servicing and overlooking important information and documentation related to the product.

TDA guarantees the availability of replacement parts for 2 years from the launch of the product code's production until the depletion of the stockpiles

Prima di procedere all'ordine del prodotto è indispensabile effettuare il corretto rilievo delle misure, sia della zona doccia che delle pareti ad essa contigue. Sono disponibili sul sito [www.tda.it](http://www.tda.it) le [schede rilievo misure] in formato elettronico pre-compilate di ogni modello. Le stesse possono essere scaricate, completate e inviate a mezzo e-mail

*Before proceeding with the product's order, it is fundamental to conduct the metric survey of both the zone allocated for the shower and its contiguous sides. On TDA's website, [www.tda.it](http://www.tda.it), it is possible to find the complete metric survey forms for each model. In addition, they can also be downloaded, filled out, and sent out via email*

#### rilievo livelli orizzontali / metric horizontal survey

- . le misure vanno rilevate solo con il piatto doccia o pavimento posati
- . le misure sono valide solo con piatto doccia o pavimento perfettamente orizzontale (in bolla)
- . il piatto doccia deve avere un bordo largo almeno 5 cm, diversamente va evidenziato sulla scheda rilievo

- the measures need to be taken only including either the shower tray or the floor.
- the measures are valid only with the shower tray or the floor perfectly horizontal (bubble level)
- the shower tray needs to have a side of at least 5cm, otherwise, it needs to be indicated on the form.

#### rilievo livelli verticali / metric vertical survey

- . le misure vanno rilevate solo a posa avvenuta del rivestimento delle pareti
- . le misure sono valide solo con muri perfettamente a piombo con il pavimento e ad angolo retto tra loro
- . eventuali fuori piombo vanno correttamente segnalati comunicando valori e direzioni delle inclinazioni delle pareti
- . comunicare con un disegno tecnico l'eventuale presenza di ostacoli sulle pareti come torelli o rilievi

- the measures can be taken only when the shower enclosures' covering is included.
- the measures are valid only when the walls are perfectly aligned to the floor creating a 90-degree angle between them
- potential unalignments need to be reported including values and directions of the walls' inclinations
- it is requested to communicate and report with the technical drawing the possible existence of barriers on the walls

- TDA considers only orders that include clear and correct measurements
- the products' installation needs to be completed by specialized personnel and with adequate materials.
- TDA is not responsible for malfunctions or water leaks caused by:
- installations on unaligned support, if not indicated during the completion of the order's process
- installations that are not completed based on the correct instructions for the product's assembly, which are included in the product's packaging
- tampering of the product

- . TDA prende in considerazione solo ordini scritti con le misure richieste indicate con chiarezza
- . l'installazione dei prodotti deve essere eseguita da personale specializzato e con materiali idonei
- . TDA non è responsabile di malfunzionamenti o perdite d'acqua derivanti da:
- . installazioni su supporti non perfettamente a bolla e/o a piombo se non segnalati in fase d'ordine
- . installazioni non effettuate secondo le istruzioni di montaggio contenute nell'imballo
- . manomissioni di parti del prodotto

Anche nel caso di installazioni particolari come inclinazioni, muretti e vasche è necessario rilevare tutte le quote e inviare richiesta di fattibilità all'ufficio tecnico TDA

*Even in the case of special installations, such as inclines, walls, and baths, it is necessary to measure all the quotes and send a request of feasibility to TDA's technical office*

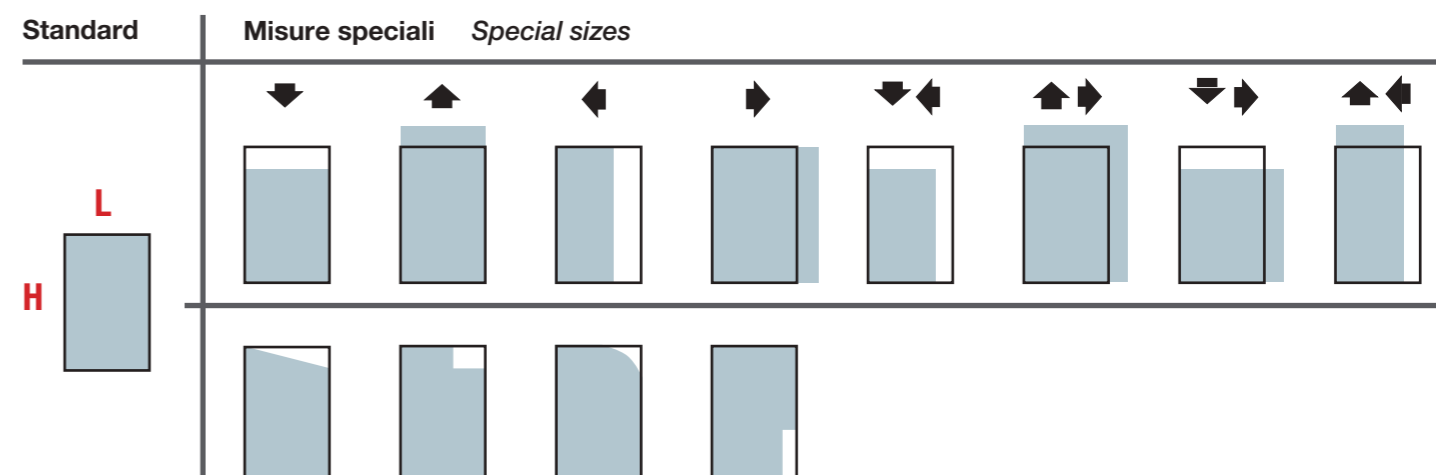
#### inclinazioni / muretti / sopravasca

#### inclines / walls / baths



[Misure speciali]  
sono tutte le variazioni in altezza **H** (superiore e inferiore), in larghezza **L** (maggiore e minore) e per forme particolari come sagomature, tagli e smussi

[Special sizes] indicate all changes in **H** (top and bottom), in **L** (over and under std) and customized shapes such as diagonal cuts, straight cuts and chamfers



# tenuta acqua

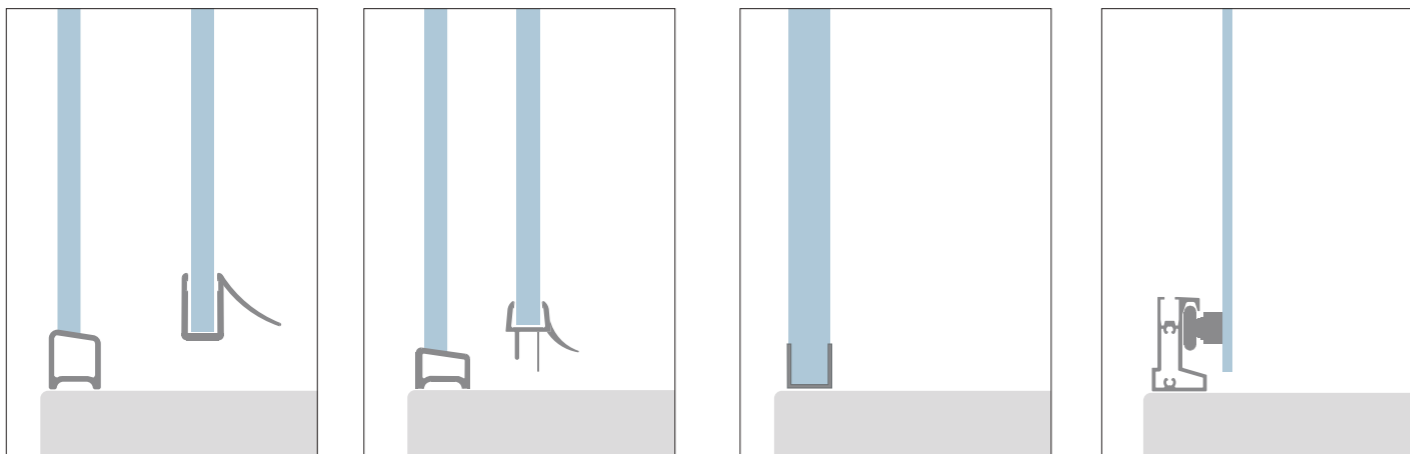
Una buona installazione prevede da parte dell'installatore la corretta lettura delle istruzioni di montaggio, oltre che la sigillatura tra muro, piatto doccia e parete doccia. La tenuta dell'acqua tra i vetri e i profili viene assicurata in fase di produzione grazie a sigillanti e profili di tenuta. La tenuta sulla porta dipende dalle diverse situazioni costruttive

# water resistance

From a good installation it is expected the correct use of the instructions for the product's assembly, in addition to the correct reading of the marking between the walls and the shower's tray and enclosures. The water resistance between the shower enclosures' glasses and the profiles is guaranteed during the production's phase by the sealants and sealing profiles. The door's resistance depends on the different constructive circumstances

## prestazioni di tenuta

## water resistance



## sigillante SPARTAN®

## sealant SPARTAN®

**MS POLYMER TECHNOLOGY - MS POLYMER TECHNOLOGY**

**TDA SPARTAN**

**SIGILLANTE CRISTALLINO 100% TRASPARENTE SENZA SOLVENTI**

**290 ml**

**IT** Sigillante cristallino a base di puro polimero MS; completamente trasparente dopo l'asciugatura, Spartan® crea incollaggi invisibili, non ingiallisce ed offre un'altissima tenuta meccanica: 25 Kg/cm2. Grazie alla formulazione neutra, Spartan® è senza solventi, senza odore, non ritira durante l'asciugatura e dopo l'apertura si conserva per diversi mesi. Attenersi scrupolosamente alle indicazioni d'uso presenti sull'etichetta della cartuccia

**EN** Crystalline sealant based on pure polymer MS; completely transparent after drying, Spartan® creates invisible bonding and does not get yellow with the time. In addition, it offers a high mechanic resistance: 25 Kg/cm2. Moreover, thanks to the neutral formulation, Spartan® does not have solvents, it does not create odors, it does not shrink during the drying process and preserves its quality, once it is opened and exposed. Complying with the indications on how to use the product written on the label is fundamental.

sigillante cristallino a base di puro polimero MS; completamente trasparente dopo l'asciugatura, Spartan® crea incollaggi invisibili, non ingiallisce ed offre un'altissima tenuta meccanica: 25 Kg/cm2. Grazie alla formulazione neutra, Spartan® è senza solventi, senza odore, non ritira durante l'asciugatura e dopo l'apertura si conserva per diversi mesi. Attenersi scrupolosamente alle indicazioni d'uso presenti sull'etichetta della cartuccia

The crystalline sealant, made of pure polymer MS and completely transparent once it drains (Spartan®), creates invisible bonding and does not get yellow with the time. In addition, it offers a high mechanic resistance: 25 Kg/cm2. Moreover, thanks to the neutral formulation, Spartan® does not have solvents, it does not create odors, it does not shrink during the drying process and preserves its quality, once it is opened and exposed. Complying with the indications on how to use the product written on the label is fundamental.

# manutenzione

Per mantenere in buono stato i diversi componenti di una parete doccia è importante il risciacquo dopo ogni utilizzo che elimina i residui di detersivi da vetri e profili oltre all'asciugatura accurata con un panno morbido. Se si desidera procedere con una pulizia più accurata devono essere comunque evitati solventi, sgrassatori o abrasivi che possano danneggiare irreparabilmente la parete doccia. Utilizzare preferibilmente spugne o panni morbidi e prodotti neutri e delicati. I vetri trattati con Neverdrop®, puliti e asciugati al termine di ogni utilizzo con panno morbido, mantengono stabile il loro aspetto, eventuali depositi di calcare devono essere rimossi con una miscela di acqua calda e aceto di vino bianco in parti uguali. Si consiglia di ripetere una volta all'anno il trattamento Neverdrop®

# maintenance

In order to keep the quality of the shower enclosures' components, it is important to pay attention to the rinsing after every use in order to eliminate from the glasses and profiles the leftovers of detergents with a soft wipe. For a more accurate cleaning, it is necessary to avoid the use of solvents, degreasers, or abrasives that can damage the shower enclosures. It is advisable to use delicate products and soft wipes and sponges. The glasses processed with Neverdrop®, cleaned and dried at the end of each use with a soft wipe, maintain a good quality. The potential formation of limestone needs to be removed with a mix of warm water and wine vinaigrette with an equal dosage. It is advisable to repeat this procedure once a year

## trattamento NEVERDROP®

## treatment NEVERDROP®

**TDA Neverdrop®**

**IT - TRATTAMENTO ANTIPRESA**  
**UK - HYDROPHOBIC GLASS TREATMENT**

**FR - TRAITEMENT DÉPERLANT**  
**DE - ANTIHAFTBESCHICHTUNG**

1. Ventilare il locale / Ventilate the room / Aérer le local / Badezimmer lüften

2. Pulire e asciugare accuratamente / Clean and dry carefully / Nettoyer et essuyer soigneusement / Sorgfältig reinigen und ausspülen

3. Indossare un guanto in lattice / Wear latex gloves / Mettre un gant en latex / Latexhandschuhen tragen

**IT** AVVERTENZA: il prodotto di cui è imbevuto il panno è infiammabile - NON inalare - NON porre a contatto con gli occhi e/o con la pelle - NON ingerire.  
**UK** WARNING: Flammable product - Do not inhale - Do not put in contact with the eyes and/or with the skin - Do not ingest.  
**FR** PRECAUTIONS: produits inflammable, ne pas inhaler, ne pas avaler, éviter le contact avec les yeux/peau.  
**DE** BEWACHTUNG: Der Baumwollstoff wird mit einem entflammaren Produkt getränkt - Nicht einatmen - Kontakt der Augen und/oder der Haut vermeiden - Nicht schlucken.

Nanoprom S.r.l.

4. Aprire la bustina / Open the envelope / Ouvrir le sachet / Beutel öffnen

5. Passare uniformemente sul vetro / Wipe uniformly / Passer en manière uniforme / Das Produkt gleichmäßig anbringen

6. Pulire e asciugare accuratamente / Clean and dry carefully / Nettoyer et essuyer soigneusement / Sorgfältig reinigen und ausspülen

**IT** RIPETERE I PASSAGGI 5 E 6. Al fine di aumentare il livello di durata del trattamento, pulire periodicamente la superficie del vetro con alcool, aceto bianco o detersivi specifici. NON utilizzare detersivi acidi o particolarmente aggressivi che potrebbero danneggiare il trattamento e ridurre la sua efficacia.  
**UK** REPEAT POINTS 5 AND 6. In order to increase the efficacy and the duration of the treatment, clean periodically the glass surface with alcohol, or in alternative with white vinegar or non-acid cleansers. Do not use acid or aggressive cleansers, these products could damage the treatment and reduce its efficacy efficiency.  
**FR** RÉPÉTER PASSAGES 5 et 6. Dans le but d'augmenter l'efficacité et la durée du traitement, il est conseillé de nettoyer régulièrement la surface avec de l'alcool, vinaigre blanc, ou détergents neutres. Ne pas utiliser des produits d'entretien acides ou agressifs, au risque d'endommager le traitement.  
**DE** SCHRITTE 5 UND 6 WIEDERHOLEN. Um die Lebensdauer der Glasbeschichtung zu verlängern, die Glasoberfläche regelmäßig mit Alkohol, weißem Essig oder spezifischen Reinigungsmitteln reinigen. Keine saure/aggressive Reinigungsmittel verwenden.

NEVERDROP® è un innovativo rivestimento per il vetro a base di composti organici e inorganici di nanoparticelle che formano un sottile e trasparente film protettivo sulla superficie del vetro rendendola così facilmente pulibile e altamente idrofobica. Il deposito superficiale può essere facilmente rimosso con un semplice straccio umido e senza bisogno di detersivi specifici. Il trattamento NEVERDROP® non è un trattamento definitivo, la durata del suo effetto dipende dalla frequenza d'uso della parete doccia, dalla sua manutenzione e dalla durezza dell'acqua. Si consiglia di ripetere il trattamento annualmente utilizzando il set presente nel nostro listino

NEVERDROP® is an innovative glass's covering made of organic components. In addition, this material contains nonorganic nanoparticles that create a thin and transparent protective layer on the surface of the glass making it very simple to be cleaned and highly hydrophobic. The leftovers on the surface can be easily removed with a wet wipe without the need of specific cleaners. The NEVERDROP®'s treatment is not definitive. Its effect's duration depends on both how often the product is used, how the product is maintained, and the water's quality. Once again, it is advisable to repeat the treatment once a year using the cleaning kit provided on our catalog



152

**Enzo**


Serie Product line

Descrizione del modello Model description

Fotografia modello Picture

Dx - Sx Rh - Lh

Parete doccia con porta scorrevole Sliding door



Simboli / caratteristiche Simboli / features

SX LH DX RH

H cm 200

8 mm

RFV

incluso included

2 cm

SOFT CLOSE

NEVERDROP

L/H

disponibile available

da giugno / from June

installazioni installations

in nicchia niche EN-PSC

informazioni informations

apertura scorrevole sliding door

	X	A	F			
97,5-99,5	38,5	52,5			2	46
107,5-109,5	43,5	57,5			2	50
117,5-119,5	48,5	62,5			2	54
127,5-129,5	53,5	67,5			2	58
137,5-139,5	58,5	72,5			2	62
147,5-149,5	63,5	77,5			2	66
157,5-159,5	68,5	82,5			2	70
167,5-169,5	68,5	92,5			2	74
177,5-179,5	68,5	102,5			2	78

X lunghezza parete doccia\ shower wall length

A spazio d'entrata\ entrance space

F lunghezza lato fisso\ fixed side length

Info tecniche Technical info

Dati Tecnici con tabella Technical data and chart

Installazioni previste Allowed installations

153

Modello Model

Installazioni previste Allowed installations

Finitura profilo Profile finishing

Tipologia vetro Glass patterns

**EN-PSC**

INSTALLAZIONE IN NICCHIA NICHE INSTALLATION

Misure standard Standard sizes

Misure standard		Standard sizes				
Codice SX LH Code	Codice DX RH Code	estensibilità extension	Finiture profili Profiles finishing	30	29	31
04P610100	04P600100	97,5-99,5	colore	1.150	1.255	1.235
			abitat	1.230	1.335	1.315
			vogue	1.445	1.550	1.530
04P610110	04P600110	107,5-109,5	colore	1.175	1.285	1.265
			abitat	1.250	1.365	1.340
			vogue	1.470	1.580	1.560
04P610120	04P600120	117,5-119,5	colore	1.195	1.315	1.295
			abitat	1.270	1.395	1.370
			vogue	1.490	1.610	1.590
04P610130	04P600130	127,5-129,5	colore	1.215	1.345	1.325
			abitat	1.295	1.425	1.400
			vogue	1.510	1.640	1.620
04P610140	04P600140	137,5-139,5	colore	1.260	1.405	1.380
			abitat	1.335	1.480	1.455
			vogue	1.555	1.700	1.670
04P610150	04P600150	147,5-149,5	colore	1.280	1.435	1.405
			abitat	1.360	1.510	1.485
			vogue	1.575	1.730	1.700
04P610160	04P600160	157,5-159,5	colore	1.305	1.465	1.435
			abitat	1.380	1.540	1.510
			vogue	1.600	1.760	1.730
04P610170	04P600170	167,5-169,5	colore	1.325	1.495	1.465
			abitat	1.400	1.570	1.540
			vogue	1.620	1.790	1.760
04P610180	04P600180	177,5-179,5	colore	1.365	1.555	1.520
			abitat	1.445	1.630	1.595
			vogue	1.660	1.850	1.815

Prezzo Price

Estensibilità Extension

Misure speciali Special sizes

Misure speciali L / H		Special sizes L / H				
Codice SX LH Code	Codice DX RH Code	su misura bespoke	Finiture profili Profiles finishing	30	29	31
04P619001	04P609001	90 < L < 100	colore	1.220	1.335	1.315
			abitat	1.295	1.410	1.390
			vogue	1.515	1.630	1.610
04P619001	04P609001	101 < L < 120	colore	1.260	1.395	1.370
			abitat	1.340	1.470	1.450
			vogue	1.555	1.690	1.665
04P619001	04P609001	121 < L < 140	colore	1.325	1.480	1.455
			abitat	1.405	1.560	1.530
			vogue	1.620	1.775	1.750
04P619001	04P609001	141 < L < 160	colore	1.370	1.540	1.510
			abitat	1.445	1.620	1.590
			vogue	1.665	1.835	1.805
04P619001	04P609001	161 < L < 180	colore	1.435	1.630	1.595
			abitat	1.510	1.705	1.675
			vogue	1.730	1.925	1.890

attenzione warning

Note d'attenzione Warnings notes

il prezzo della H speciale va trovato nella tabella Misure speciali L / H in base alla L della parete doccia

special price for H is to be found in Special sizes L / H as per L needed size

Misure speciali Special size

H max 210 cm

L min 90 cm

L max 180 cm

supplementi supplements

Sigillante SPARTAN® Sealant SPARTAN®

36B010010 € 24

05 acrilico satin 06 atelier 10 frozen 11 flack 12 reflex 16 satinato 29 fumé 30 trasparente 31 extrachiaro 32 cincillà 34 stampato c

Legenda vetri Glass legend

Ogni parete doccia TDA è corredata da un codice di identificazione per rintracciare i dati di riferimento dalla fase d'ordine alla consegna sia dei prodotti standard che di quelli speciali

Every TDA's shower enclosure comes with an identification code in order to be able to trace the necessary data from the order's phase to the delivery for both standard and special products

### misure standard / standard sizes

CODICE ARTICOLO  
ITEM CODE

SERIE / MODELLO / MISURA  
SERIES / MODEL / MEASURE

FINITURA PROFILI  
PROFILES FINISHING

TIPOLOGIA VETRO  
GLASS PATTERN

0 4 P 6 1 0 1 0 0

2 7

3 0

EN-PSC

INSTALLAZIONE IN NICCHIA  
NICHE INSTALLATION

Misure standard		Standard sizes		30	29	31
Codice SX LH Code	Codice DX RH Code	estensibilità extension	Finiture profili Profiles finishing			
04P610100	04P600100	97,5-99,5	colore	1.150	1.255	1.235
			abitat	1.230	1.335	1.315
			vogue	1.445	1.550	1.530
04P610110	04P600110	107,5-109,5	colore	1.175	1.285	1.265
			abitat	1.250	1.365	1.340
			vogue	1.470	1.580	1.560
04P610120	04P600120	117,5-119,5	colore	1.195	1.315	1.295
			abitat	1.270	1.395	1.370

### misure speciali / special sizes

0 4 P 6 1 9 0 0 1

6 3

2 9

Misure speciali L / H

Special sizes L / H

Misure speciali L / H		Special sizes L / H		30	29	31
Codice SX LH Code	Codice DX RH Code	su misura bespoke	Finiture profili Profiles finishing			
04P619001	04P609001	90 < L < 100	colore	1.220	1.335	1.315
			abitat	1.295	1.410	1.390
			vogue	1.515	1.630	1.610
04P619001	04P609001	101 < L < 120	colore	1.260	1.395	1.370
			abitat	1.340	1.470	1.450
			vogue	1.555	1.690	1.665
04P619001	04P609001	121 < L < 140	colore	1.325	1.480	1.455
			abitat	1.405	1.560	1.530

La scelta di una parete doccia rappresenta un momento di forte personalizzazione della stanza da bagno. Il listino TDA ha individuato tre tipologie che identificano le maggiori esigenze e tendenze di un pubblico globale

The choice of the shower enclosures is fundamental in the personalization of the bathroom style and design. TDA's catalog identifies three different types of shower enclosures. These diverse types represent the major trends and needs of the global public

walk-in

IT	Walk-in Italo
VI	Walk-in Vito
RO	Walk-in Rocco

è la tipologia di parete doccia derivante da un ideale di **libero spazio** e libera installazione. Nei fatti le tre serie qui elencate esaltano il concetto di libertà offrendo la scelta di telaio perimetrale, profilo laterale e fissaggio a soffitto. Nessun ostacolo per il montaggio a centro stanza e un deflettore per chi utilizza fiumi di acqua, acquistabile anche a posteriori

it is the type of shower enclosure derived from the idea of **free space** and installation. In practice, the three series that we have mentioned enhance the concept of freedom by offering the opportunity to choose between perimeteric frame, side profile, and ceiling fastening. There are no obstacles to assemble the product in the center of the room with a deflector for those that use a lot of water, which can be purchased consequently

con profilo verticale

EN	Enzo
FR	Frigo
IS	Inox Scroll
IR	Inox Rail
PL	Pluma Evo
GA	Gaia
MO	Mork
MI	Mindy
VO	Volo
FO	Font

è la tipologia di parete doccia con un **profilo verticale** e dettagli estetici come cerniere e binari di scorrimento che impreziosiscono e rafforzano il prodotto in assenza di telaio. Lo scorrimento con il pattino autolubrificante garantisce un basso coefficiente d'attrito e una elevata elasticità e sicurezza di movimentazione dell'anta

it is the type of shower enclosure with the **vertical profile** and esthetic details, such as hinges and slide tracks, which embellish and strengthen the product in the absence of the frame. The sliding with the self-lubricating skate guarantees a low coefficient of friction and a high elasticity and safety of the door's movement

con telaio

OT	Ottavio
DM	Dado Maxi
DN	Dino
SD	Spado
CO	Comfort

è la tipologia di parete doccia con un **telaio ornamentale**, in finiture diverse, posto a racchiudere il vetro. Consente l'installazione del prodotto sia con apertura a battente che con apertura scorrevole posizionato in nicchia, ad angolo e a tre lati. Le pareti doccia di grandi dimensioni posate a pavimento così come su piatto hanno un impatto di sicura robustezza


it is a type of shower enclosure with an **ornamental frame** and diverse finishing to contain the glass. It enables the product's installation with both hinged opening and slide-opening positioned in the niche, in the corner, or on the three sides. The shower enclosures with large dimensions create a strong effect and give strength to the product. This type of shower enclosures can be placed directly on the floor or on the shower's tray

Il listino TDA propone un linguaggio semplificato con simboli che identificano caratteristiche e/o servizi collegati a ogni serie di parete doccia. La legenda dei simboli è presente nella parte interna delle due pagine di copertina in modo da affiancare sempre la consultazione del listino prezzi. I simboli sono anche posizionati graficamente in modo da chiarire se i loro riferimenti sono inclusi nel prezzo del prodotto o sono facoltativi



**ALTEZZA PARETE DOCCIA**  
il simbolo indica l'altezza standard per ogni serie di parete doccia

**SHOWER DOOR HEIGHT**  
*this symbol indicates the standard height for any shower doors' series*




**SPESSORE VETRO**  
il simbolo indica lo spessore della lastra in vetro

**GLASS DEPTH**  
*this symbol represents the glass panel's depth*



**SPESSORE VETRO**  
il simbolo indica i due spessori della lastra in vetro entrambi presenti nel modello

**GLASS DEPTH**  
*this symbol represents the glass panel's depth*




**SPESSORE ACRILICO / VETRO**  
il simbolo indica che il modello viene realizzato sia con lastra in vetro che in acrilico

**ACRYLIC / GLASS DEPTH**  
*This symbol indicates that the model is created with both glass and acrylic plates*



**REVERSIBILE**  
il simbolo indica che la parete doccia non necessita di informazioni sul verso di installazione

**REVERSIBLE**  
*this symbol indicates that the shower door does not require information about the installation side*



**NON REVERSIBILE**  
il simbolo indica che la parete doccia necessita di informazioni sul verso di installazione

**NON-REVERSIBLE**  
*this symbol indicates that the shower door requires information about the installation side*



**ALTEZZA PARETE SOPRAVASCA**  
il simbolo indica l'altezza standard per ogni modello di parete sopravasca

**BATH PANEL HEIGHT**  
*this symbol indicates the standard height for the different bath panel models*



**SPESSORE ACRILICO**  
il simbolo indica lo spessore della lastra in acrilico

**ACRYLIC DEPTH**  
*This symbol indicates the acrylic plate's depth*

TDA's catalog is written using simple language through the application of symbols that identify characteristics and/or services related to every series of shower enclosure. The legend of the different symbols is included in the two front pages of the catalog. In this way, it is possible to support the two documents and ease the consultation and understanding of the meaning of those symbols. The symbols are also graphically organized to clarify whether their references are included in the product's price or if they are optional



**MANIGLIE ESTERNA / INTERNA**  
il simbolo rappresenta l'utilizzo di una maniglia doppia per l'apertura dell'anta

**EXTERNAL / INTERNAL HANDLES**  
*this symbol represents the double handle's usage for the shower door's opening*




**MANIGLIA ESTERNA / POMOLO INTERNO**  
il simbolo rappresenta l'utilizzo di una maniglia esterna con pomolo interno per l'apertura dell'anta

**EXTERNAL HANDLE / INTERNAL POMMEL**  
*this symbol represents the usage of an external handle with internal knob for the shower door's opening*



**POMOLO ESTERNO / INTERNO**  
il simbolo rappresenta l'utilizzo di un doppio pomolo per l'apertura dell'anta

**EXTERNAL / INTERNAL POMMEL**  
*this symbol represents the double pommel's usage for the door opening*



**POMOLO ESTERNO**  
il simbolo rappresenta l'utilizzo di un pomolo esterno per l'apertura dell'anta

**EXTERNAL POMMEL**  
*this symbol represents the external pommel's usage for the door opening*



**PROFILO MANIGLIA**  
il simbolo rappresenta l'utilizzo di un profilo maniglia per l'apertura dell'anta

**HANDLE PROFILE**  
*this symbol represents the handle profile's usage for the door opening*



**ESTENSIBILITA' RIDOTTA**  
il simbolo rappresenta l'estensibilità standard con regolazione del fuori squadra ridotta

**REDUCED EXSTENSIBILITY**  
*this symbol represents the possibility of the off-square's adjustment with reduced extensibility*



**ESTENSIBILITA' PIENA**  
il simbolo rappresenta l'estensibilità piena con regolazione del fuori squadra massima

**FULL EXSTENSIBILITY**  
*this symbol represents the possibility of the off-square's adjustment with full extensibility*



**ESTENSIBILITA' PER LATO**  
il simbolo rappresenta l'estensibilità per lato con regolazione del fuori squadra standard

**SIDE EXSTENSIBILITY**  
*this symbol represents the side extensibility with standard off-square adjustment*



**PROFILO DI COMPENSAZIONE**  
il simbolo indica se il profilo è incluso o se disponibile all'acquisto secondo la sua posizione nel listino

**COMPENSATOR PROFILE**  
*this symbol indicates whether the profile is included or available at the moment of purchasing based on its position on the catalogue*



**REGOLAZIONE FUORI SQUADRO**  
il simbolo rappresenta la possibilità di regolazione del fuori squadra

**OFF-SQUARE REGULATION**  
*this symbol represents the possibility of the off-square's adjustment*



**PROFILO TENUTA ACQUA BASSO**  
il simbolo indica la presenza del profilo di tenuta acqua per la parete doccia

**STANDARD SEAL WATER PROFILE**  
*this symbol indicates the presence of the seal water profile on the shower door*



**PROFILO TENUTA ACQUA ALTO**  
il simbolo indica la presenza del profilo di tenuta acqua maggiorato per la parete doccia

**ADVANCED SEAL WATER PROFILE**  
*this symbol indicates the presence of the advanced seal water profile on the shower door*



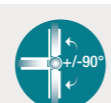
**SGANCIO RAPIDO**  
il simbolo segnala la presenza dello sgancio rapido per un accesso facilitato durante la pulizia

**QUICK-RELEASE**  
*this symbol reports the presence of the shower door's release for an easy access during the cleaning*



**SGANCIO VITE**  
il simbolo segnala la presenza dello sgancio a vite per un accesso facilitato durante la pulizia

**RELEASE SCREW**  
*this symbol reports the presence of a release screw for an easier cleaning*



**CERNIERA +/- 90°**  
il simbolo rappresenta il movimento di apertura in-out o a saloon dell'anta

**+/- 90° HINGE**  
*this symbol represents the opening movement of either the in-out or the saloon shower door*



**CERNIERA 180°**  
il simbolo rappresenta il movimento di apertura del deflettore aggiunto

**180° HINGE**  
*this symbol represents the opening movement of the added baffle*



**CERNIERA FILO VETRO**  
il simbolo indica il fissaggio a filo vetro di una cerniera all'anta

**FLUSH HINGE**  
*this symbol indicates the flush hinge's mounting*



**ROTAZIONE A GAMMA**  
il simbolo rappresenta il sollevamento su camme durante la rotazione della cerniera

**CABINET HINGE**  
*this symbol represents the lifting on cams during the hinge's rotation*



**PROFILO MAGNETICO**  
il simbolo indica la presenza del profilo in alluminio con magnete

**MAGNETIC PROFILE**  
*this symbol indicates the presence of an aluminium profile with magnet*



**CHIUSURA MAGNETICA**  
il simbolo indica la presenza della chiusura magnetica nell'anta

**MAGNETIC CLOSURE**  
*this symbol indicates the presence of a magnetic closure on the door*



**FERMO MAGNETICO**  
il simbolo segnala la presenza del fermo magnetico di allineamento centrale nelle aperture a saloon

**MAGNETIC LOCK**  
*this symbol represents the presence of a magnetic lock in the central alignment for the saloon openings*



**FINE CORSA AMMORTIZZATO**  
il simbolo rappresenta il movimento rallentato del finecorsa

**END BUFFER AND SOFT CLOSING**  
*this symbol represents the end buffer's slow movement*




**CHIUSURA AMMORTIZZATA**  
il simbolo rappresenta il movimento di chiusura ammortizzato

**SOFT CLOSING**  
*this symbol represents the soft closing movement*



**SBLOCCO MAGNETICO**  
il simbolo rappresenta l'apertura di sicurezza con sblocco magnetico

**MAGNETIC UNLOCK**  
*this symbol represents the security opening with magnetic unlock*



**SISTEMA SOFT-CLOSE**  
il simbolo indica la presenza del movimento soft-close sia in apertura che in chiusura

**SOFT-CLOSE SYSTEM**  
*this symbol indicates the presence of the soft-close movement for both the opening and the closing*



**GIUNZIONE ANGOLARE**  
il simbolo rappresenta il profilo doppio per la giunzione delle pareti doccia con il fisso

**CORNER CONNECTION**  
*this symbol represents the double profile for the connection of the shower doors to the permanent side*



**GUARNIZIONE PALLONCINO**  
il simbolo indica la presenza della chiusura a palloncino nell'anta

**BALLOON SEAL**  
*this symbol indicates the presence of a balloon seal on the door*

**VETRO CURVATO 90°**

il simbolo indica la presenza di un vetro curvo a 90° temprato

**90° CURVED GLASS**

this symbol indicates the presence of a 90° curved and tempered glass

**APERTURA GIREVOLE**

il simbolo indica la presenza del perno di rotazione per l'anta a battente

**REVOLVING OPENING**

this symbol indicates the presence of the pivot point for the hinged door

**IN-OUT**

il simbolo rappresenta il movimento di apertura in-out dell'anta a battente

**IN-OUT**

this symbol represents the hinged door's in-out opening movement

**PARACOLPI**

il simbolo rappresenta il blocco del finecorsa con paracolpi morbido

**BUMPERS**

this symbol represents the end buffer's lock with soft bumpers

**SCORRIMENTO INFERIORE**

Il simbolo indica lo speciale scorrimento su binario inferiore

**LOWER SLIDING**

this symbol indicates the special sliding on lower track

**PALO TELESCOPICO**

Il simbolo rappresenta la presenza del palo estensibile fino a soffitto

**TELESCOPIC POLE**

this symbol represents the presence of an extendible pole to the ceiling

**DECOGRAFIA**

il simbolo indica se la decografia è disponibile per il modello

**DECOGRAPHY**

this symbol indicates if the decography is available for the specific model

**TRATTAMENTO NEVERDROP®**

il simbolo indica se il trattamento è incluso o se disponibile all'acquisto secondo la sua posizione nel listino

**NEVERDROP® TREATMENT**

this symbol indicates whether the treatment is included or available at the moment of purchasing based on its position on the catalogue

**SPARTAN**

il simbolo indica la disponibilità all'acquisto del sigillante Spartan

**SPARTAN**

This symbol indicates the possibility of purchasing the SPARTAN sealer

**NUMERO DI COLLI**

il simbolo indica il numero totale di colli della parete doccia

**NUMBER OF PACKAGES**

this symbol indicates the total number of shower door's packages

**PESO TOTALE**

il simbolo indica il peso totale lordo della parete doccia

**TOTAL WEIGHT**

this symbol indicates the shower door total gross weight

**STOCK**

il simbolo indica la disponibilità a magazzino con questi significati: nella riga COLORE si intende Ral9010 nella riga ABITAT si intende Tcrom®

**STOCK**

this symbol indicates the warehouse availability with the following indications: the line COLORE means Ral9010 the line ABITAT means Tcrom®

**MISURE SPECIALI**

Il simbolo indica la possibilità di produrre la parete doccia con misure fuori standard

**SPECIAL MEASURES**

this symbol indicates the possibility of producing the shower door with nonstandard measures

**MODELLO SU MISURA**

Il simbolo indica che la parete doccia è prodotta completamente su misura

**CUSTOMIZED MEASURE**

this symbol indicates that the shower door is produced with customized measures

**PMR**

il simbolo PMR indica i modelli prodotti e consigliati da TDA per persone con mobilità ridotta

**PMR**

the PMR symbol indicates the models that TDA produces and recommends to people with mobility impairment

**ICONA GENERICA H cm**

il simbolo indica la presenza di diverse altezze nella stessa serie

**GENERIC ICON H cm**

This symbol indicates the presence of different heights for the same series

**ICONA GENERICA SP cm**

Il simbolo indica la presenza i diversi spessori delle lastre nella stessa serie

**GENERIC ICON SP cm**

this symbol indicates the presence of different plate's depths for the same series

**ICONA GENERICA EST cm**

Il simbolo indica la presenza di diverse estensibilità nella stessa serie

**GENERIC ICON EST cm**

This symbol indicates the presence of different extensibilities for the same series

I profili delle pareti doccia TDA sono realizzati con alluminio di alta qualità, a eccezione dei profili in acciaio inox delle serie Rail e Scroll. L'alluminio grezzo, materiale molto resistente, viene verniciato o anodizzato. Con l'anodizzazione si ottengono profili nelle finiture Tcrom®, Tbrill®, Tinox®, Tbronz®, Ororosa, Orosatinato e Cromonero mentre la cartella colori.02 si ottiene con la verniciatura.

*The profiles of the TDA's shower enclosures are realized with high quality aluminum, beside the profile in steel inox of the series Rail and Scroll. The raw aluminum, which is a very resistant material, can be either coated or anodized. With the anodization it is possible to create profiles in Tcrom®, Tbrill®, Tinox®, Tbronz®, Ororosa, Orosatinato e Cromonero, which represent different types of finishing. On the other side, with the coating it is possible to create all the nuances of the colors sample book 02.*

		IT Italo	VI Vito	RO Rocco	OT Ottavio	DM Dado Maxi	DN Dino	SD Spado	CO Comfort	EN Enzo	FR Frigo	IS Inox Scroll	IR Inox Rail	PL Pluma Evo	GA Gaia	MO Mork	MI Mindy	VO Volo	FO Font
colore	20 ral9010/Tcrom®	●		●		●	●	●	●							●	●		
	59 nero totale	●	●	●	●					●				●	●	●	●		●
	60 bianco totale	●		●	●					●				●	●	●	●		●
	colori.02/Tcrom®	●		●	●	●			●	●				●	●	●	●		
abitat	24 Tbrill® totale						●	●											
	27 Tcrom® totale	●		●	●	●			●	●	●			●	●	●	●	●	●
	21 Tinox® totale	●		●	●	●				●				●	●	●	●		
	22 Tbronz® totale	●		●	●	●				●				●	●	●	●		
vogue	61 Orosatinato totale	●		●	●	●				●				●	●	●	●		
	62 Ororosa totale	●		●	●	●				●				●	●	●	●		
	63 Cromonero totale	●		●	●	●				●				●	●	●	●		
	colori.02 totale	●		●	●	●				●				●	●	●	●		
	25 Inox											●	●						

## colore

È la riga del listino che comprende le seguenti finiture:  
[ral9010 totale]  
[nero totale]  
[bianco totale]  
[colori.02 con accessori Tcrom®]


*It is the line of the catalog that includes the following finishing:  
[ral9010 totale]  
[nero totale]  
[bianco totale]  
[colori.02 con accessori Tcrom®]*



20  
ral9010 totale



59  
nero totale



60  
bianco totale



colori.02 / Tcrom®

**abitat**

È la riga del listino che comprende le seguenti finiture:

[Tinox® totale]  
[Tbronz® totale]  
[Tbrill® totale]  
[Tcrom® totale]

*It is the line of the catalog that includes the following finishing:*

*[Tinox® totale]  
[Tbronz® totale]  
[Tbrill® totale]  
[Tcrom® totale]*

**21**

Tinox® totale

**22**

Tbronz® totale

**24**

Tbrill® totale

**27**

Tcrom® totale

**vogue**

È la riga del listino che comprende le seguenti finiture:

[orosatinato totale]  
[ororosa totale]  
[cromonero totale]  
[colori.02 totale]

*It is the line of the catalog that includes the following finishing:*


*[orosatinato totale]  
[ororosa totale]  
[cromonero totale]  
[colori.02 totale]*

**61**


orosatinato totale

**62**

ororosa totale

**63**

cromonero totale



colori.02 totale

**inox**

È la riga del listino che comprende le seguenti finiture:  
[inox]

*It is the line of the catalog that includes the following finishing:  
[inox]*



25  
inox

**cartella colori.02**

Il ciclo di verniciatura viene eseguito internamente con impianti all'avanguardia. La finitura superficiale è opaca e include tutti i colori della cartella colori.02 di TDA. Nella riga **colore** gli accessori sono Tcrom®, nella riga **vogue** gli accessori sono in tinta.

*The cycle of coating is done internally by advanced systems and machineries. The external finishing is matt and includes all the colors presented on the TDA's colors sample book.02. In the section **colore** the components are Tcrom®, in the section **vogue** the components are coloured.*



La sezione ricambi del sito [www.tda.it](http://www.tda.it) consente di individuare il modello della vostra parete e acquistare direttamente i pezzi di ricambio

*The replacement's section on our website, [www.tda.it](http://www.tda.it), helps the clients identify the model of their shower enclosures and directly purchase the replacement parts*





I vetri utilizzati per le pareti doccia TDA sono temprati e rispondenti alla normativa EN 14428:2018. La tempra è un processo chimico-fisico che prevede il riscaldamento del vetro oltre i 600°C e il suo rapido raffreddamento per bloccare le superfici esterne in uno stato di compressione e la parte interna in uno stato di tensione. Terminata la tempra nessuna altra lavorazione come taglio, foratura o molatura dei bordi è eseguibile. Il vetro temprato è considerato di sicurezza perché in caso di rottura si frammenta in piccoli pezzi come previsto dalla normativa citata. Per prevenire il fastidioso accumulo di calcare sui vetri delle pareti doccia, TDA propone Neverdrop® un prodotto altamente performante a base di nanoparticelle.

The glasses utilized for the creation of TDA's shower enclosures follow the EN 14428:2018 Normative. The hardening is a process of chemistry and physics that requires the heating of the glass to reach 600°C and above and its rapid cooling to lock the external surfaces in a compression status and the internal part in a status of tightness. Once the hardening is done, it will be impossible to complete any other processing, such as cutting, drilling, or side grinding. The tempered glass is considered a safe product because in case of breaking its components will fragment in small pieces, as it is outlined in and required by the Normative mentioned above. In order to prevent the annoying accumulation of limestone on the glasses of the shower enclosures, TDA proposes Neverdrop®, a high-performance product made of nanoparticles.


	IT Italo	VI Vito	RO Rocco	OT Ottavio	DM Dado Maxi	DN Dino	SD Spado	CO Comfort	EN Enzo	FR Frigo	IS Inox Scroll	IR Inox Rail	PL Pluma Evo	GA Gaia	MO Mork	MI Mindy	VO Volo	FO Font
<b>05</b> acrilico satin								●										
<b>12</b> reflex	●		●	●									●	●	●	●		
<b>16</b> satinato	●		●		●			●						●	●	●	●	
<b>29</b> fumè	●		●	●	●				●		●			●	●	●		
<b>30</b> trasparente	●	●	●	●	●	●	●	●	●	●	●	●	●	●	●	●	●	●
<b>31</b> extrachiaro	●		●	●					●									
<b>32</b> cincillà					●			●							●	●		
<b>34</b> stampato C						●	●											
<b>serigrafia</b>																		
<b>10</b> frozen															●	●		●
<b>11</b> flack	●		●		●			●						●				
<b>decografia</b>																		
<b>06</b> atelier nero		●																
<b>0A</b> optical nero	●		●						●		●	●	●	●	●	●	●	●
<b>0B</b> optical bianco	●		●						●		●	●	●	●	●	●	●	●
<b>0E</b> terra nero	●		●						●		●	●	●	●	●	●	●	●
<b>0F</b> terra bianco	●		●						●		●	●	●	●	●	●	●	●
<b>G</b> galeotto nero				●														
<b>H</b> galeotto bianco				●														

● disponibile


● NON disponibile su semicircolari

● NON disponibile su Misure speciali


● disponibile solo su Misure speciali



**30**  
trasparente  
clear




**31**  
extrachiaro  
extra clear



**05** acrilico satin  
acrylic satin



**16** satinato  
satin



**29**  
fumé



**12**  
reflex




**34**  
stampato C




**32**  
cincillà

## SERIGRAFIA




**10**  
frozen

Lunghezza massima L 130 cm  
Max length L 130 cm




H 90 cm



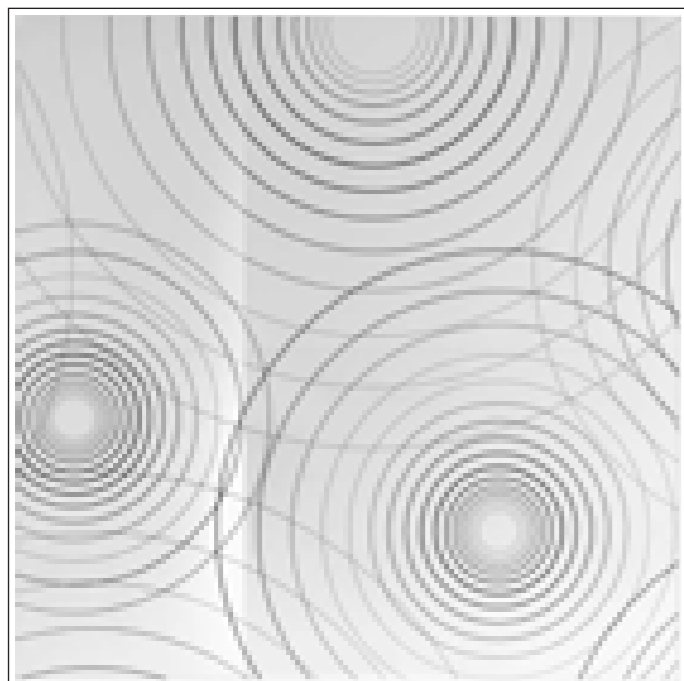
**11**  
flack

Lunghezza massima L 180 cm  
Max length L 180 cm




H 90 cm

## DECOGRAFIA

**0A**


decografia Optical Nero / trasparente  
Optical Black decoprinting / clear

Lunghezza massima L 135 cm  
Max length L 135 cm

**0B**


decografia Optical Bianco / trasparente  
Optical White decoprinting / clear

Lunghezza massima L 135 cm  
Max length L 135 cm

**1A**

decografia Optical Nero / fumé  
Optical Black decoprinting / fumé


Lunghezza massima L 135 cm  
Max length L 135 cm

**1B**

decografia Optical Bianco / fumé  
Optical White decoprinting / fumé

Lunghezza massima L 135 cm  
Max length L 135 cm

## DECOGRAFIA

**0E**

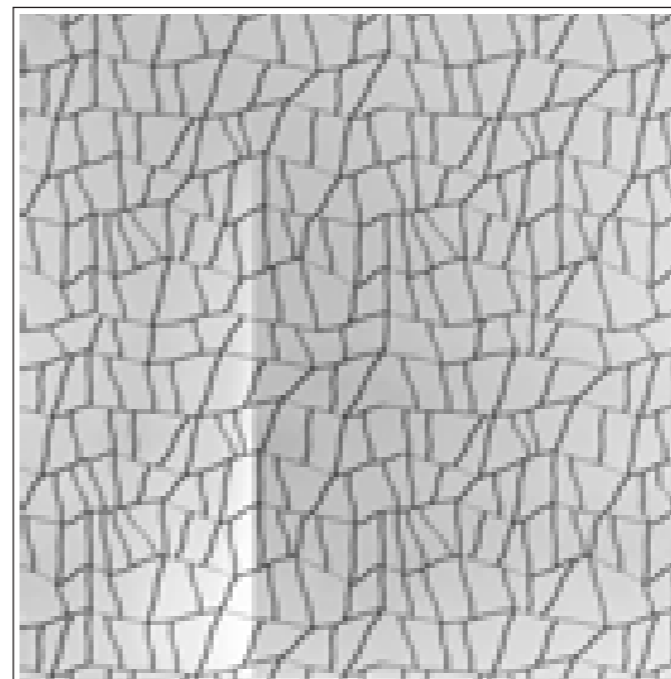
decografia Terra Nero / trasparente  
Terra Black decoprinting / clear

Lunghezza massima L 135 cm  
Max length L 135 cm

**0F**


decografia Terra Bianco / trasparente  
Terra White decoprinting / clear

Lunghezza massima L 135 cm  
Max length L 135 cm

**1E**

decografia Terra Nero / fumé  
Terra Black decoprinting / fumé

Lunghezza massima L 135 cm  
Max length L 135 cm

**1F**

decografia Terra Bianco / fumé  
Terra White decoprinting / fumé

Lunghezza massima L 135 cm  
Max length L 135 cm

## DECOGRAFIA - solo serie VITO / only for VITO line

**06**

decografia Atelier Nero / trasparente  
Atelier Black decoprinting / clear


Lunghezza massima L 157 cm - spessore linea 2 cm  
Max length L 135 cm - line thickness 2 cm

## DECOGRAFIA - solo serie OTTAVIO / only for OTTAVIO line

**0G**

decografia Galeotto Nero / trasparente  
Galeotto Black decoprinting / clear


Lunghezza massima L 90 cm - spessore linea 1 cm  
Max length L 90 cm - line thickness 1 cm

**0H**

decografia Galeotto Bianco / trasparente  
Galeotto White decoprinting / clear


Lunghezza massima L 90 cm - spessore linea 1 cm  
Max length L 90 cm - line thickness 1 cm

## DECOGRAFIA - solo serie OTTAVIO / only for OTTAVIO line

**1G**


decografia Galeotto Nero / fumé  
Galeotto Black decoprinting / fumé

Lunghezza massima L 90 cm - spessore linea 1 cm  
Max length L 90 cm - line thickness 1 cm

**1H**


decografia Galeotto Bianco / fumé  
Galeotto White decoprinting / fumé

Lunghezza massima L 90 cm - spessore linea 1 cm  
Max length L 90 cm - line thickness 1 cm

**3G**

decografia Galeotto Nero / extrachiaro  
Galeotto Black decoprinting / extra clear

Lunghezza massima L 90 cm - spessore linea 1 cm  
Max length L 90 cm - line thickness 1 cm


**3H**

decografia Galeotto Bianco / extrachiaro  
Galeotto White decoprinting / extra clear

Lunghezza massima L 90 cm - spessore linea 1 cm  
Max length L 90 cm - line thickness 1 cm

La maniglia e il pomolo definiscono l'estetica e la funzionalità nell'apertura della parete doccia

The handle and the pommel define the esthetic and functionality of the shower enclosures' opening




**A** Maniglia in lega metallica doppia - lunghezza 32 cm  
*Double metal alloy handle - length 32 cm*

**B** Maniglia in lega metallica con pomolo interno - lunghezza 32 cm  
*Metal alloy handle with internal pommel - length 32 cm*

**C** Maniglia in lega metallica doppia - lunghezza 16 cm  
*Double metal alloy handle - length 16 cm*

**D** Maniglia in lega metallica con pomolo interno - lunghezza 16 cm  
*Metal alloy handle with internal pommel - length 16 cm*

**E** Maniglia in lega metallica con presa interna  
*Metal alloy handle with internal grip*



**F** Maniglia in acciaio inox doppia - lunghezza 40 cm  
*Inox steel handle with internal grip - length 40 cm*

**G** Maniglia in acciaio inox con presa interna - lunghezza 90 cm  
*Inox steel handle with internal grip - length 90 cm*

**H** Maniglia in alluminio sganciabile - lunghezza 18 cm  
*Detachable aluminium handle - length 18 cm*

**I** Maniglia in lega metallica doppia - lunghezza 25 cm  
*Double metal alloy handle - length 25 cm*



**L** Profilo maniglia in alluminio  
*Aluminium handle profile*

	OT	DM	DN	SD	CO	EN	FR	IS	IR	PL	GA	MO	MI	VO	FO
A	●	●								●	●	●	●		●
B	●	●								●	●				●
C						●									
D				●											
E							●								
F								●							
G									●						
H														●	
I														●	
L			●		●										

La cerniera definisce l'estetica e la tipologia di apertura di una parete doccia. TDA propone variazioni: con rotazione a camma, a filo vetro, con rotazione di 180° e con rotazione +/-90°

The hinge defines the esthetic and the types of opening of a shower enclosure. TDA offers different varieties of hinge's types: with cam rotation, flush mount glass, with either 180° rotation or +/- 90° rotation



**A** Cerniera in lega metallica con apertura 90°  
*Metal alloy hinge with 90° opening*

**B** Cerniera in lega metallica reversibile con apertura 90°  
*Reversible metal alloy hinge with 90° opening*

**C** Cerniera in lega metallica ammortizzata con apertura 110°  
*Amortized metal alloy hinge with 110° opening*



**D** Cerniera in lega metallica a camme con apertura 90°  
*Cam metal alloy handle with 90° opening*

**E** Cerniera in lega metallica a camme con apertura +/-90°  
*Cam metal alloy handle with +/- 90° opening*

**F** Cerniera in lega metallica con apertura 180°  
*Metal alloy hinge with 180° opening*

	IT	OT	DM	FR	MI	VO	FO
A		●	●		●		
B							●
C				●			
D						●	
E						●	
F	●						

walk-in	<b>IT</b> Walk-in Italo
	<b>VI</b> Walk-in Vito
	<b>RO</b> Walk-in Rocco





WALK-IN



ITALO





sistema di supporti abbinabili per combinazioni angolari  
cerniere per deflettore Bella con rotazione 180°

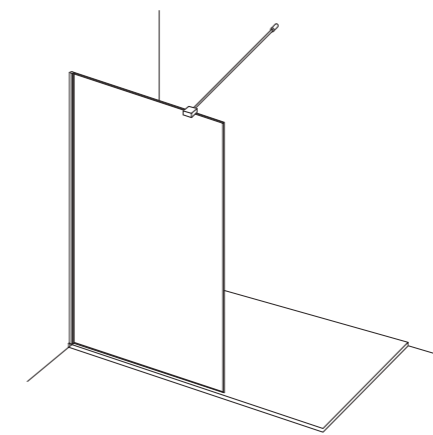
*combinable supports for corner installations  
Bella hinges 180° opening and screws fixing*



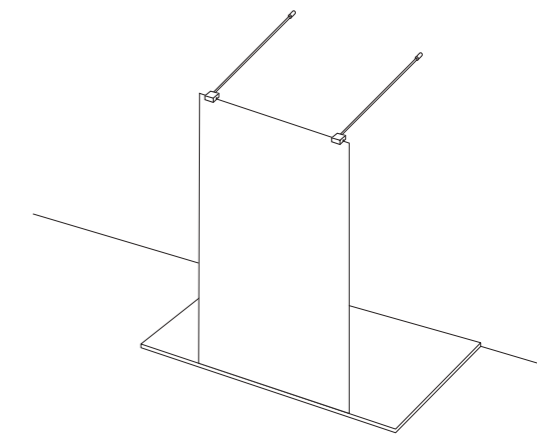


supporto di rinforzo fisso  
profilo a terra in finitura

*fixed support  
in ground profile finish*



Walk-in installazione laterale  
*Walk-in side installation*



Walk-in installazione centrale  
*Walk-in central installation*



### CARATTERISTICHE FEATURES

**H cm** ALTEZZA PARETI DOCCIA 200/225  
SHOWER DOOR HEIGHT 200/225

**SP mm** SPESSORE LASTRA 6/8/10  
GLASS DEPTH 6/8/10

**REV** REVERSIBILE  
REVERSIBLE

### INFO TECNICHE TECHNICAL INFORMATION

**REGOLAZIONE FUORI SQUADRO**  
OFF-SQUARE REGULATION


**1 cm** ESTENSIBILITÀ  
EXSTENSIBILITY

**NEVERDROP®** TRATTAMENTO NEVERDROP®  
NEVERDROP® TREATMENT

**L/H** MISURE SPECIALI  
SPECIAL SIZES


### Finiture profili

#### COLORE




### Profiles finishing


#### ABITAT



#### VOGUE



### Vetri



### Glasses

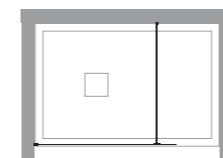
### Decografia



### Decoprinting

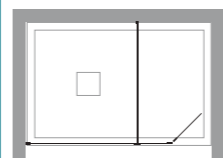
### in nicchia

IT-6/8/10/225

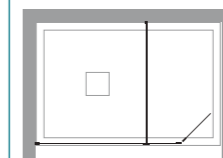


### niche

IT-6+B-6

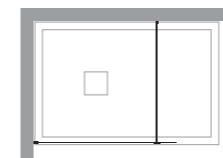


IT-8+B-6



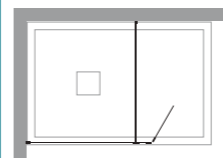
### ad angolo

IT-6/8/10/225

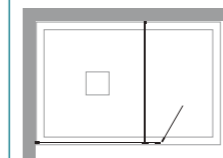


### corner

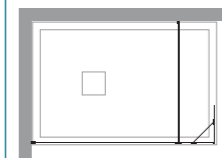
IT-6+B-6



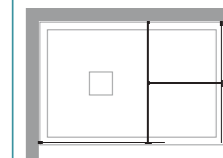
IT-8+B-6



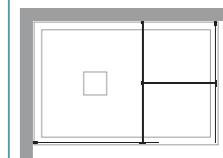
IT-6+L-6



IT-6+IT-6

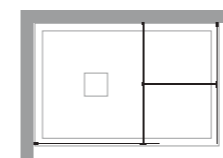


IT-8+IT-8



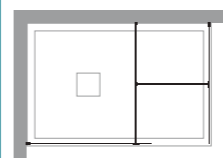
### ad angolo

IT-10+IT-10

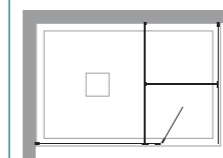


### corner

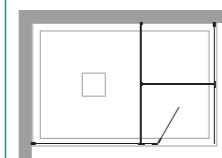
IT-225+IT-225



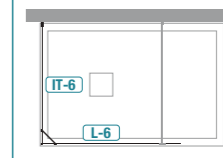
IT-6+IT-6+B-6



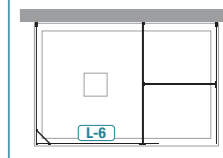
IT-8+IT-8+B-6



L-6+IT-6

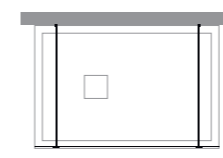


L-6+IT-6+IT-6



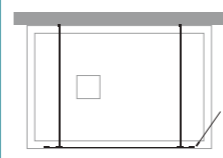
### centrale

IT-C6/C8/C10/C225

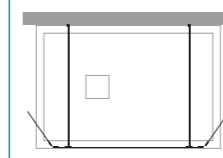


### central

IT-C8+B-6



IT-C8+B-6+B-6



### installazioni particolari special installations

### importante

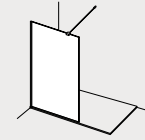
per installazioni particolari richiedere fattibilità all'ufficio tecnico TDA. Alcune configurazioni necessitano di elementi aggiuntivi

contact TDA technical office for particular installation. More elements could be needed

### important

ordini per pareti doccia speciali inoltrati senza relativo disegno **NON** vengono prodotti

orders for special shower walls forwarded without related design are **NOT** produced



incluso

included



disponibile

available

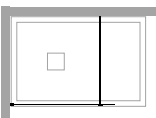


### installazioni

### installations

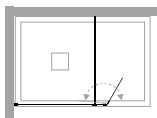
laterale side

IT-6



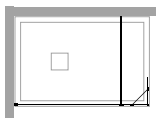
laterale side

IT-6+B-6



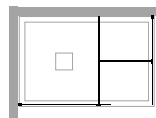
laterale side

IT-6+L-6



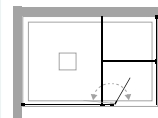
ad angolo corner

IT-6+IT-6



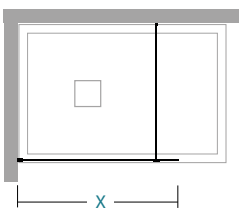
ad angolo corner

IT-6+IT-6+B-6



### informazioni

### informations



walk-in  
walk-in

X lunghezza parete doccia\ shower wall length

X			X					
28-29	1	12	88-89	1	32			
38-39	1	16	98-99	1	35			
48-49	1	19	108-109	1	39			
58-59	1	22	118-119	1	42			
68-69	1	25	138-139	1	49			
78-79	1	29	158-159	1	55			

## Misure standard

## Standard sizes

Codice Code	estensibilità extension	Finiture profili Profiles finishing	30	16	29	12	31	11
07F090030	28-29	colore	---	---	---	---	---	---
		abitat	---	---	---	---	---	
		vogue	---	---	---	---	---	
07F090040	38-39	colore	---	---	---	---	---	
		abitat	---	---	---	---	---	
		vogue	---	---	---	---	---	
07F090050	48-49	colore	---	---	---	---	---	
		abitat	---	---	---	---	---	
		vogue	---	---	---	---	---	
07F090060	58-59	colore	---	---	---	---	---	
		abitat	■	---	---	---	---	
		vogue	---	---	---	---	---	
07F090070	68-69	colore	---	---	---	---	---	
		abitat	■	---	---	---	---	
		vogue	---	---	---	---	---	
07F090080	78-79	colore	---	---	---	---	---	
		abitat	■	---	---	---	---	
		vogue	---	---	---	---	---	
07F090090	88-89	colore	---	---	---	---	---	
		abitat	■	---	---	---	---	
		vogue	---	---	---	---	---	
07F090100	98-99	colore	---	---	---	---	---	
		abitat	■	---	---	---	---	
		vogue	---	---	---	---	---	
07F090110	108-109	colore	---	---	---	---	---	
		abitat	■	---	---	---	---	
		vogue	---	---	---	---	---	
07F090120	118-119	colore	---	---	---	---	---	
		abitat	■	---	---	---	---	
		vogue	---	---	---	---	---	
07F090140	138-139	colore	---	---	---	---	---	
		abitat	■	---	---	---	---	
		vogue	---	---	---	---	---	
07F090160	158-159	colore	---	---	---	---	---	
		abitat	■	---	---	---	---	
		vogue	---	---	---	---	---	

## Misure speciali L / H

## Special sizes L / H

Codice Code	su misura bespoke	Finiture profili Profiles finishing	30	16	29	12	31
07F099001	L < 30	colore	---	---	---	---	---
		abitat	---	---	---	---	---
		vogue	---	---	---	---	---
07F099001	31 < L < 60	colore	---	---	---	---	---
		abitat	---	---	---	---	---
		vogue	---	---	---	---	---
07F099001	61 < L < 100	colore	---	---	---	---	---
		abitat	---	---	---	---	---
		vogue	---	---	---	---	---
07F099001	101 < L < 140	colore	---	---	---	---	---
		abitat	---	---	---	---	---
		vogue	---	---	---	---	---
07F099001	141 < L < 160	colore	---	---	---	---	---
		abitat	---	---	---	---	---
		vogue	---	---	---	---	---
07F099001	161 < L < 180	colore	---	---	---	---	---
		abitat	---	---	---	---	---
		vogue	---	---	---	---	---

## attenzione

abbinabile a Bella B-6 e  
Leo L-6

to match Bella B-6 and Leo  
L-6

## warning

inclusi: tiranti di rinforzo L  
100 cm accorciabile e bloc-  
chetto deviatore a croce

included: L 100 cm return-to-  
wall bar + T connection part

Optical e Terra - decografia  
per: vetro Trasparente e  
Fumè, max 135 cm L

Optical and Terra - decoprin-  
ting for: glass Trasparente and  
Fumè, max 135 cm L

il prezzo della H speciale va  
trovato nella tabella Misure  
speciali L / H in base alla L  
della parete doccia

special price for H is to be  
found in Special sizes L / H  
as per L needed size

Misure speciali  
Special size

H max 210 cm  
L max 180 cm

disponibilità  
Availability

■ STOCK

ricambi-Nevedrop-Spartan  
Spare parts

558

schede rilievo misure  
measurement form

550

schede installazione  
installation form

560

profili speciali  
special profiles

565

## supplementi

Decografia  
Decoprinting

Sigillante SPARTAN®  
Sealant SPARTAN®

€  
per codice  
for code

36 36B010010

## supplements

€

---

05  
acrilico satin

06  
atelier

10  
frozen

11  
flack

12  
reflex

16  
satinato

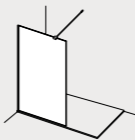
29  
fumè

30  
trasparente

31  
extrachiaro

32  
cincillà

34  
stampato c



incluso

included



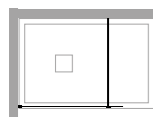
disponibile

available



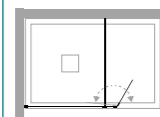
### installazioni

laterale side  
IT-8

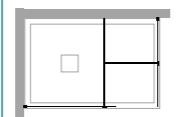


### installations

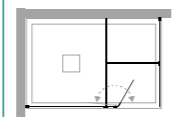
laterale side  
IT-8+B-6



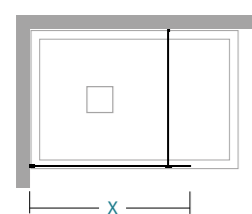
ad angolo corner  
IT-8+IT-8



ad angolo corner  
IT-8+IT-8+B-6



### informazioni



walk-in  
walk-in

### informations

X	nr	Kg max	X	nr	Kg max
28-29	1	15	88-89	1	41
38-39	1	19	98-99	1	45
48-49	1	24	108-109	1	50
58-59	1	28	118-119	1	54
68-69	1	32	138-139	1	63
78-79	1	37	158-159	1	71

X lunghezza parete doccia\ shower wall length

### Misure standard

### Standard sizes

Codice Code	estensibilità extension	Finiture profili Profiles finishing	30	16	29	12	31	11
07F070030	28-29	colore	---	---	---	---	---	---
		abitat	---	---	---	---	---	
		vogue	---	---	---	---	---	
07F070040	38-39	colore	---	---	---	---	---	
		abitat	---	---	---	---	---	
		vogue	---	---	---	---	---	
07F070050	48-49	colore	---	---	---	---	---	
		abitat	---	---	---	---	---	
		vogue	---	---	---	---	---	
07F070060	58-59	colore	---	---	---	---	---	
		abitat	---	---	---	---	---	
		vogue	---	---	---	---	---	
07F070070	68-69	colore	---	---	---	---	---	
		abitat	---	---	---	---	---	
		vogue	---	---	---	---	---	
07F070080	78-79	colore	---	---	---	---	---	
		abitat	---	---	---	---	---	
		vogue	---	---	---	---	---	
07F070090	88-89	colore	■	---	---	---	---	
		abitat	---	---	---	---	---	
		vogue	---	---	---	---	---	
07F070100	98-99	colore	---	---	---	---	---	
		abitat	■	---	---	---	---	
		vogue	---	---	---	---	---	
07F070110	108-109	colore	---	---	---	---	---	
		abitat	---	---	---	---	---	
		vogue	---	---	---	---	---	
07F070120	118-119	colore	---	---	---	---	---	
		abitat	■	---	---	---	---	
		vogue	---	---	---	---	---	
07F070140	138-139	colore	---	---	---	---	---	
		abitat	■	---	---	---	---	
		vogue	---	---	---	---	---	
07F070160	158-159	colore	---	---	---	---	---	
		abitat	■	---	---	---	---	
		vogue	---	---	---	---	---	

Misure speciali L / H

Special sizes L / H

Codice Code	su misura bespoke	Finiture profili Profiles finishing	30	16	29	12	31
07F079001	L < 30	colore	---	---	---	---	---
		abitat	---	---	---	---	
		vogue	---	---	---	---	
07F079001	31 < L < 60	colore	---	---	---	---	---
		abitat	---	---	---	---	
		vogue	---	---	---	---	
07F079001	61 < L < 100	colore	---	---	---	---	---
		abitat	---	---	---	---	
		vogue	---	---	---	---	
07F079001	101 < L < 140	colore	---	---	---	---	---
		abitat	---	---	---	---	
		vogue	---	---	---	---	
07F079001	141 < L < 160	colore	---	---	---	---	---
		abitat	---	---	---	---	
		vogue	---	---	---	---	
07F079001	161 < L < 180	colore	---	---	---	---	---
		abitat	---	---	---	---	
		vogue	---	---	---	---	

attenzione

abbinabile a Bella B-6; NON abbinabile a Leo L-6

to match Bella B-6 NOT Leo L-6

warning

il prezzo della H speciale va trovato nella tabella Misure speciali L / H in base alla L della parete doccia

special price for H is to be found in Special sizes L / H as per L needed size

Optical e Terra - decografia per: vetro Trasparente e Fumè, max 135 cm L

Optical and Terra - decoprinting for: glass Trasparente and Fumè, max 135 cm L

il prezzo della H speciale va trovato nella tabella Misure speciali L / H in base alla L della parete doccia

special price for H is to be found in Special sizes L / H as per L needed size

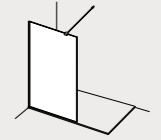
Misure speciali Special size	Disponibilità Availability
H max 210 cm	STOCK
L max 180 cm	

supplementi

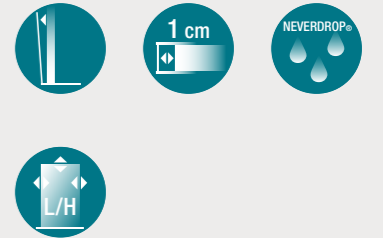
Decografia Decoprinting	Sigillante SPARTAN® Sealant SPARTAN®
per codice for code	---
€ 36	€ 36B010010

05	06	10	11	12	16	29	30	31	32	34
acrilico satin	atelier	frozen	flack	reflex	satinato	fumè	trasparente	extrachiario	cincilla	stampato c

ricambi-Neverdrop-Spartan Spare parts	558
schede rilievo misure measurement form	550
schede installazione installation form	560
profili speciali special profiles	565



incluso



included

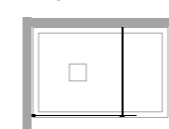
disponibile

available



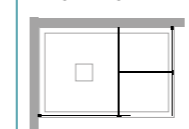
installazioni

laterale side

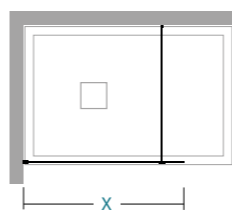


installations

ad angolo corner



informazioni



X lunghezza parete doccia\ shower wall length

informations

X	nr	Kg max	X	nr	Kg max
28-29	1	12	88-89	1	32
38-39	1	16	98-99	1	35
48-49	1	19	108-109	1	39
58-59	1	22	118-119	1	42
68-69	1	25	138-139	1	49
78-79	1	29	158-159	1	55

## Misure standard

## Standard sizes

Codice Code	estensibilità extension	Finiture profili Profiles finishing	30	29	11
07W010030	28-29	colore	---	---	---
		abiat	---	---	---
		vogue	---	---	---
07W010040	38-39	colore	---	---	---
		abiat	---	---	---
		vogue	---	---	---
07W010050	48-49	colore	---	---	---
		abiat	---	---	---
		vogue	---	---	---
07W010060	58-59	colore	---	---	---
		abiat	---	---	---
		vogue	---	---	---
07W010070	68-69	colore	---	---	---
		abiat	---	---	---
		vogue	---	---	---
07W010080	78-79	colore	---	---	---
		abiat	---	---	---
		vogue	---	---	---
07W010090	88-89	colore	---	---	---
		abiat	---	---	---
		vogue	---	---	---
07W010100	98-99	colore	---	---	---
		abiat	---	---	---
		vogue	---	---	---
07W010110	108-109	colore	---	---	---
		abiat	---	---	---
		vogue	---	---	---
07W010120	118-119	colore	---	---	---
		abiat	---	---	---
		vogue	---	---	---
07W010140	138-139	colore	---	---	---
		abiat	---	---	---
		vogue	---	---	---
07W010160	158-159	colore	---	---	---
		abiat	---	---	---
		vogue	---	---	---

## Misure speciali L / H

## Special sizes L / H

Codice Code	su misura bespoke	Finiture profili Profiles finishing	30	29
07W019001	L < 30	colore	---	---
		abiat	---	---
		vogue	---	---
07W019001	31 < L < 60	colore	---	---
		abiat	---	---
		vogue	---	---
07W019001	61 < L < 100	colore	---	---
		abiat	---	---
		vogue	---	---
07W019001	101 < L < 140	colore	---	---
		abiat	---	---
		vogue	---	---
07W019001	141 < L < 160	colore	---	---
		abiat	---	---
		vogue	---	---
07W019001	161 < L < 180	colore	---	---
		abiat	---	---
		vogue	---	---

## attenzione

NON abbinabile a Bella B-6 e Leo L-6

NOT to match Bella B-6 and Leo L-6

## warning

inclusi: tiranti di rinforzo L 100 cm accorciabile e bloccetto deviatore a croce

included: L 100 cm return-to-wall bar + T connection part

Optical e Terra - decografia per: vetro Trasparente e Fumè, max 135 cm L

Optical and Terra - decoprinting for: glass Trasparente and Fumè, max 135 cm L

il prezzo della H speciale va trovato nella tabella Misure speciali L / H in base alla L della parete doccia

special price for H is to be found in Special sizes L / H as per L needed size

Misure speciali  
Special size

H max 210 cm  
L max 180 cm

ricambi-Nevedrop-Spartan  
Spare parts 558

schede rilievo misure  
measurement form 550

schede installazione  
installation form 560

profili speciali  
special profiles 565

## supplementi

## supplements

Decografia  
Decoprinting

Sigillante SPARTAN®  
Sealant SPARTAN®

€ 36

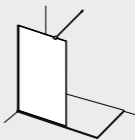
36B010010

€

---

per codice  
for code





incluso

included



disponibile

available



### Misure standard

### Standard sizes

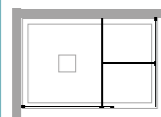
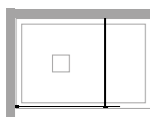
Codice Code	estensibilità extension	Finiture profili Profiles finishing	30
07W030030	28-29	colore	---
		abitat	---
		vogue	---
07W030040	38-39	colore	---
		abitat	---
		vogue	---
07W030050	48-49	colore	---
		abitat	---
		vogue	---
07W030060	58-59	colore	---
		abitat	---
		vogue	---
07W030070	68-69	colore	---
		abitat	---
		vogue	---
07W030080	78-79	colore	---
		abitat	---
		vogue	---
07W030090	88-89	colore	---
		abitat	---
		vogue	---
07W030100	98-99	colore	---
		abitat	---
		vogue	---
07W030110	108-109	colore	---
		abitat	---
		vogue	---
07W030120	118-119	colore	---
		abitat	---
		vogue	---
07W030140	138-139	colore	---
		abitat	---
		vogue	---
07W030160	158-159	colore	---
		abitat	---
		vogue	---

### installazioni

### installations

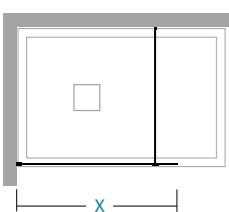
laterale side  
IT-225

ad angolo corner  
IT-225+IT-225



### informazioni

### informations



walk-in  
walk-in

X	nr	Kg max	X	nr	Kg max
28-29	1	15	88-89	1	41
38-39	1	19	98-99	1	45
48-49	1	24	108-109	1	50
58-59	1	28	118-119	1	54
68-69	1	32	138-139	1	63
78-79	1	37	158-159	1	71

X lunghezza parete doccia\ shower wall length



Misure standard

Standard sizes

Codice Code	lunghezza lenght	Finiture profili Profiles finishing	30	16	29	12	31	11
07F080090	87,3	colore	---	---	---	---	---	---
		abitat	---	---	---	---	---	
		vogue	---	---	---	---	---	
07F080100	97,3	colore	---	---	---	---	---	
		abitat	---	---	---	---	---	
		vogue	---	---	---	---	---	
07F080120	117,3	colore	---	---	---	---	---	
		abitat	---	---	---	---	---	
		vogue	---	---	---	---	---	
07F080140	137,3	colore	---	---	---	---	---	
		abitat	---	---	---	---	---	
		vogue	---	---	---	---	---	

Misure speciali L / H

Special sizes L / H

Codice Code	su misura bespoke	Finiture profili Profiles finishing	30	16	29	12	31
07F089001	30 < L < 60	colore	---	---	---	---	---
		abitat	---	---	---	---	
		vogue	---	---	---	---	
07F089001	61 < L < 100	colore	---	---	---	---	---
		abitat	---	---	---	---	
		vogue	---	---	---	---	
07F089001	101 < L < 140	colore	---	---	---	---	---
		abitat	---	---	---	---	
		vogue	---	---	---	---	
07F089001	141 < L < 160	colore	---	---	---	---	---
		abitat	---	---	---	---	
		vogue	---	---	---	---	
07F089001	161 < L < 180	colore	---	---	---	---	---
		abitat	---	---	---	---	
		vogue	---	---	---	---	

abbinabile a Bella B-6; NON abbinabile a Leo L-6

inclusi: nr 2 tiranti di rinforzo L 100 cm accorciabili e nr 2 blocchetti deviatore a croce

Optical e Terra - decografia per: vetro Trasparente e Fumè, max 135 cm L

il prezzo della H speciale va trovato nella tabella Misure speciali L / H in base alla L della parete doccia

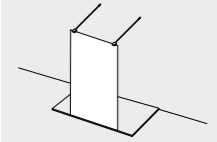
to match BellaB-6 NOT Leo L-6

included: nr 2 - L 100 cm return-to-wall bar + 2 T connection part

Optical and Terra - decoprinting for: glass Trasparente and Fumè, max 135 cm L

special price for H is to be found in Special sizes L / H as per L needed size

Misure speciali Special size	€	€	ricambi-Neverdrop-Spartan Spare parts 558	
H max 210 cm	36	36B010010	schede rilievo misure measurement form	550
L min 30 cm			schede installazione installation form	560
L max 180 cm			profili speciali special profiles	565
Decografia Decoprinting			Sigillante SPARTAN® Sealant SPARTAN®	
per codice for code				
<b>05</b> acrilico satin	<b>06</b> atelier	<b>10</b> frozen	<b>11</b> flack	<b>12</b> reflex
<b>16</b> satinato	<b>29</b> fumè	<b>30</b> trasparente	<b>31</b> extrachiaro	<b>32</b> cincilla
<b>34</b> stampato c				



incluso

included



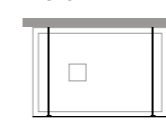
disponibile

available



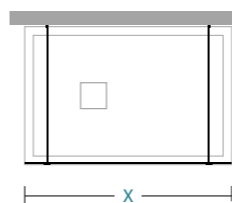
installazioni

centrale central  
IT-C10



installations

informazioni



walk-in  
walk-in

informations

X										nr	kg max
87,3										1	40
97,3										1	45
117,3										1	53
137,3										1	62

X lunghezza parete doccia\ shower wall length

## Misure standard

## Standard sizes

Codice Code	lunghezza lenght	Finiture profili Profiles finishing	30	29	11
07W020090	87,3	colore abitat vogue	---	---	---
07W020100	97,3	colore abitat vogue	---	---	---
07W020120	117,3	colore abitat vogue	---	---	---
07W020140	137,3	colore abitat vogue	---	---	---

## Misure speciali L / H

## Special sizes L / H

Codice Code	su misura bespoke	Finiture profili Profiles finishing	30	29
07W029001	30 < L < 60	colore abitat vogue	---	---
07W029001	61 < L < 100	colore abitat vogue	---	---
07W029001	101 < L < 140	colore abitat vogue	---	---
07W029001	141 < L < 160	colore abitat vogue	---	---
07W029001	161 < L < 180	colore abitat vogue	---	---

**NON** abbinabile a Bella B-6 e Leo L-6

inclusi: nr 2 tiranti di rinforzo L 100 cm accorciabili e nr 2 blocchetti deviatore a croce

Optical e Terra - decografia per: vetro Trasparente e Fumè, max 135 cm L

il prezzo della H speciale va trovato nella tabella Misure speciali L / H in base alla L della parete doccia

NOT to match Bella B-6 and Leo L-6

included: nr 2 - L 100 cm return-to-wall bar + 2 T connection part

Optical and Terra - decoprinting for: glass Trasparente and Fumè, max 135 cm L

special price for H is to be found in Special sizes L / H as per L needed size

Misure speciali  
Special size

H	max	210 cm
L	min	30 cm
L	max	180 cm

ricambi-Neverdrop-Spartan  
Spare parts

558

schede rilievo misure  
measurement form

560

schede installazione  
installation form

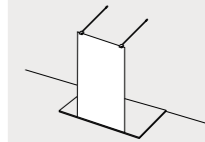
565

Decografia  
Decoprinting

Sigillante SPARTAN®  
Sealant SPARTAN®

per codice for code	€	36	36B010010	€	---
------------------------	---	----	-----------	---	-----

<b>05</b>	<b>06</b>	<b>10</b>	<b>11</b>	<b>12</b>	<b>16</b>	<b>29</b>	<b>30</b>	<b>31</b>	<b>32</b>	<b>34</b>
acrilico satin	atelier	frozen	flack	reflex	satinato	fumè	trasparente	extrachiaro	cincilla	stampato c



incluso



included

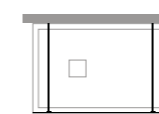
disponibile



available

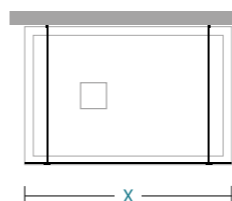
## installazioni

centrale central  
IT-C225



## installations

## informazioni



walk-in  
walk-in

## informations

X																							
87,3																					1	40	
97,3																						1	45
117,3																						1	53
137,3																						1	62

X lunghezza parete doccia\ shower wall length

### Misure standard Standard sizes

Codice Code	lunghezza lenght	Finiture profili Profiles finishing	30
07W040090	87,3	colore abitat vogue	---
07W040100	97,3	colore abitat vogue	---
07W040120	117,3	colore abitat vogue	---
07W040140	137,3	colore abitat vogue	---

### Misure speciali L Special sizes L

Codice Code	su misura bespoke	Finiture profili Profiles finishing	30
07W049001	30 < L < 60	colore abitat vogue	---
07W049001	61 < L < 100	colore abitat vogue	---
07W049001	101 < L < 140	colore abitat vogue	---
07W049001	141 < L < 160	colore abitat vogue	---
07W049001	161 < L < 180	colore abitat vogue	---

### attenzione

NON abbinabile a Bella B-6 e Leo L-6

NOT to match Bella B-6 and Leo L-6

### warning

inclusi: nr 2 tiranti di rinforzo L 100 cm accorciabili e nr 2 blocchetti deviatore a croce

included: nr 2 - L 100 cm return-to-wall bar + 2 T connection part

il prezzo della L speciale va trovato nella tabella Misure speciali L in base alla L della parete doccia

special price for L is to be found in Special sizes L as per L needed size

### Misure speciali Special size

L min	30 cm
L max	180 cm

### supplementi

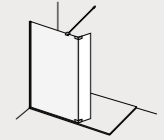
Sigillante SPARTAN®  
Sealant SPARTAN®

€  
36B010010 ---

### supplements

### ricambi-Neverdrop-Spartan Spare parts

558
550
560
565



incluso



included

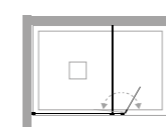
disponibile

available



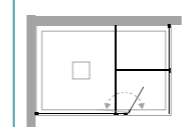
### installazioni

laterale side  
B-6+IT-6

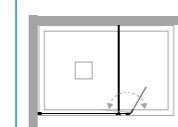


### installations

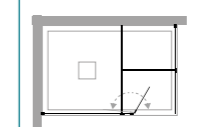
ad angolo corner  
B-6+IT-6+IT-6



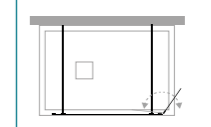
laterale side  
B-6+IT-8



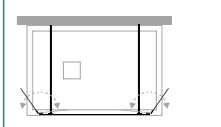
ad angolo corner  
B-6+IT-8+IT-8



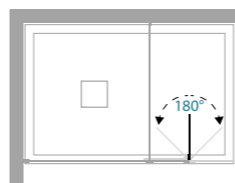
centrale central  
B-6+IT-C8



centrale central  
2xB-6+IT-C8



### informazioni



deflettore  
additional glass

### informations

P														
30														
40														

P lunghezza porta \ door length

# B-6

DA ABBINARE A IT-6, IT-8, IT-C8 E V6  
INSTALLATION ON IT-6, IT-8, IT-C8

## Misure standard

## Standard sizes

Codice Code	estensibilità extension	Finiture profili Profiles finishing	30	16	29	12	31
07F100030	30	colore Tcrom®	---	---	---	---	---
07F100040	40	colore Tcrom®	---	---	---	---	---

## Misure speciali L / H

## Special sizes L / H

Codice Code	su misura bespoke		30	16	29	12	31
07F109001	17 < L < 30	colore Tcrom®	---	---	---	---	---
07F109001	31 < L < 50	colore Tcrom®	---	---	---	---	---

## attenzione

il vetro deflettore Bella B-6 è rialzato rispetto al piatto doccia per permettere la rotazione; le cerniere sono già premontate

B-6 additional glass is able to rotate on the shower tray and hinges are pre-fixed

## warning

abbinabile a IT-6 / IT-8 / IT-C8 e VI-6 (pag. ....)

to match IT-6 / IT-8 / IT-C8 and VI-6 (page ....)

Optical e Terra - decografia per: vetro Trasparente e Fumè, max 135 cm L

Optical and Terra - decoprinting for: glass Trasparente and Fumè, max 135 cm L

il prezzo della H speciale va trovato nella tabella Misure speciali L / H in base alla L della parete doccia

special price for H is to be found in Special sizes L / H as per L needed size

Misure speciali Special size	Disponibilità Availability	ricambi-Neverdrop-Spartan Spare parts
H max 210 cm	STOCK	558
L min 17 cm		schede rilievo misure measurement form 550
L max 50 cm		schede installazione installation form 560
		profili speciali special profiles 565

## supplementi

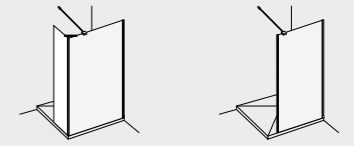
## supplements

Decografia Decoprinting	€
per codice for code	36

05	06	10	11	12	16	29	30	31	32	34
acrilico satin	atelier	frozen	flack	reflex	satinato	fumè	trasparente	extrachiaro	cincilla	stampato c

# Leo

Parete doccia fissa laterale  
Fixed side panel



OK

NO



incluso

included



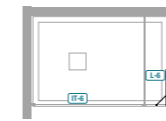
disponibile

available



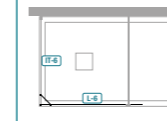
## installazioni

ad angolo corner  
L-6+IT-6

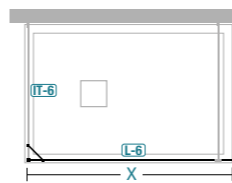


## installations

a tre lati three sides  
L-6+IT-6+IT-6



## informazioni



walk-in  
walk-in

## informations

X	nr	Kg max	X	nr	Kg max
29	1	11	79	1	28
39	1	15	89	1	31
49	1	18	99	1	35
59	1	21	119	1	41
69	1	25	139	1	48

X lunghezza parete doccia\ shower wall length

## Misure standard

## Standard sizes

Codice Code	estensibilità extension	Finiture profili Profiles finishing	30	16	29	12	31	11
07F140030	29	colore	---	---	---	---	---	---
		abibat	---	---	---	---	---	
		vogue	---	---	---	---	---	
07F140040	39	colore	---	---	---	---	---	
		abibat	---	---	---	---	---	
		vogue	---	---	---	---	---	
07F140050	49	colore	---	---	---	---	---	
		abibat	---	---	---	---	---	
		vogue	---	---	---	---	---	
07F140060	59	colore	---	---	---	---	---	
		abibat	---	---	---	---	---	
		vogue	---	---	---	---	---	
07F140070	69	colore	---	---	---	---	---	
		abibat	---	---	---	---	---	
		vogue	---	---	---	---	---	
07F140080	79	colore	---	---	---	---	---	
		abibat	---	---	---	---	---	
		vogue	---	---	---	---	---	
07F140090	89	colore	---	---	---	---	---	
		abibat	---	---	---	---	---	
		vogue	---	---	---	---	---	
07F140100	99	colore	---	---	---	---	---	
		abibat	---	---	---	---	---	
		vogue	---	---	---	---	---	
07F140120	119	colore	---	---	---	---	---	
		abibat	---	---	---	---	---	
		vogue	---	---	---	---	---	
07F140140	139	colore	---	---	---	---	---	
		abibat	---	---	---	---	---	
		vogue	---	---	---	---	---	

## Misure speciali L / H

## Special sizes L / H

Codice Code	su misura bespoke	Finiture profili Profiles finishing	30	16	29	12	31
07F149001	17 < L < 30	colore	---	---	---	---	---
		abibat	---	---	---	---	---
		vogue	---	---	---	---	---
07F149001	31 < L < 60	colore	---	---	---	---	---
		abibat	---	---	---	---	---
		vogue	---	---	---	---	---
07F149001	61 < L < 100	colore	---	---	---	---	---
		abibat	---	---	---	---	---
		vogue	---	---	---	---	---
07F149001	101 < L < 140	colore	---	---	---	---	---
		abibat	---	---	---	---	---
		vogue	---	---	---	---	---
07F149001	141 < L < 160	colore	---	---	---	---	---
		abibat	---	---	---	---	---
		vogue	---	---	---	---	---
07F149001	161 < L < 180	colore	---	---	---	---	---
		abibat	---	---	---	---	---
		vogue	---	---	---	---	---

## attenzione

abbinabile a IT-6

L-6 deve essere sempre installata su una superficie perfettamente piana

to match IT-6

L-6 has to be mounted on a perfect flat surface

## warning

incluso: supporto angolare di rinforzo vetro-vetro fisso

incluso: corner bar + fixed glass-glass

Optical e Terra - decografia per: vetro Trasparente e Fumè, max 135 cm L

Optical and Terra - decoprinting for: glass Trasparente and Fumè, max 135 cm L

il prezzo della H speciale va trovato nella tabella Misure speciali L / H in base alla L della parete doccia

special price for H is to be found in Special sizes L / H as per L needed size

Misure speciali  
Special size

H max 210 cm  
L min 17 cm  
L max 180 cm

ricambi-Neversdrop-Spartan  
Spare parts 558schede rilievo misure  
measurement form 550schede installazione  
installation form 560profili speciali  
special profiles 565

## supplementi

## supplements

Decografia  
DecoprintingSigillante SPARTAN®  
Sealant SPARTAN®

€ 36

36B010010

€

---

per codice  
for code

05

acrilico satin

06

atelier

10

frozen

11

flack

12

reflex

16

satinato

29

fumè

30

trasparente

31

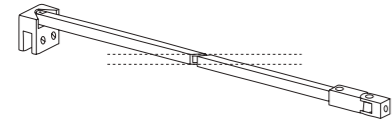
extrachiario

32

cincillà

34

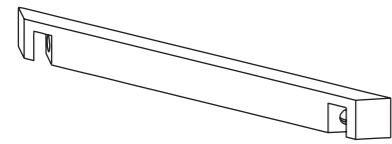
stampato c



Supporto standard vetro-muro L 100 (con deviatore) - Tcrom® / Nero e Bianco opaco  
Glass-wall standard support L 100 (with div.) - Tcrom® / matt Black / matt White

Codice Code	N° pezzi N° pieces
----------------	-----------------------

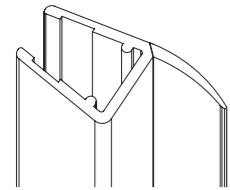
36S117002	1
-----------	---



Supporto standard vetro-vetro fisso a 90° - Tcrom® / Nero opaco / Bianco opaco  
Glass-to-glass standard support 90° - Tcrom® / matt Black / matt White

Codice Code	N° pezzi N° pieces
----------------	-----------------------

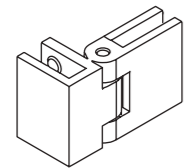
36S121001	1
-----------	---



Guarnizione verticale pinna parallela L 202  
Vertical fin seal L 202

Codice Code	N° pezzi N° pieces
----------------	-----------------------

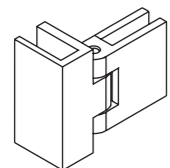
37R019208	1
-----------	---



Cerniera superiore per B-6 - Tcrom® / Nero opaco / Bianco opaco  
Upper hinge for B-6 - Tcrom® / matt Black / matt White

Codice Code	N° pezzi N° pieces
----------------	-----------------------

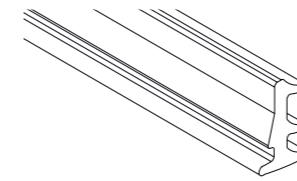
37R019218	1
-----------	---



Cerniera inferiore per B-6 - Tcrom® / Nero opaco / Bianco opaco  
Lower hinge for B-6 - Tcrom® / matt Black / matt White

Codice Code	N° pezzi N° pieces
----------------	-----------------------

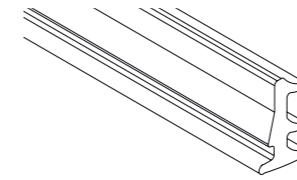
37R019219	1
-----------	---



Guarnizione fermavetro per IT-6 / IT-10 / IT-225 L 230  
Rubber seal for IT-6 / IT-10 / IT-225 L 230

Codice Code	N° pezzi N° pieces
----------------	-----------------------

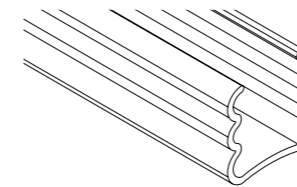
37R019221	1
-----------	---



Guarnizione fermavetro per IT-8 L 230  
Rubber seal for IT-8 L 230

Codice Code	N° pezzi N° pieces
----------------	-----------------------

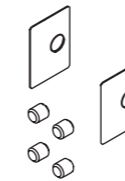
37R019222	1
-----------	---



Guarnizione fermavetro per L-6 L 200  
Rubber seal for L-6 L 200

Codice Code	N° pezzi N° pieces
----------------	-----------------------

37R019297	1
-----------	---



Grani e guarnizione per cerniere B-6  
Grub screws and seals for hinges B-6

Codice Code	N° pezzi N° pieces
----------------	-----------------------

37R019318	1
-----------	---



### Accessori Accessories




Art. 36A010004

trattamento NEVERDROP®  
treatment NEVERDROP®

Art. 36B010010

sigillante cristallino SPARTAN®  
sealant SPARTAN®

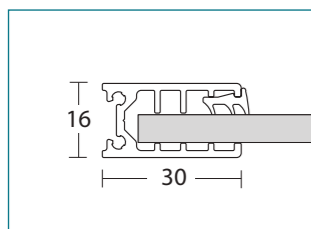
### Componenti in finitura Finishing components



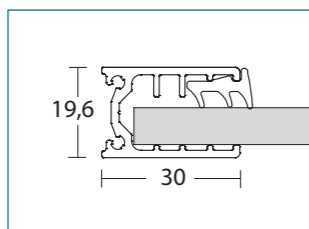
Art. 36C019003

supporto standard vetro-muro  
L 150 cm - colore.02glass-wall standard support  
L 150 cm - colore.02

### Profili Profiles



per/for IT-6

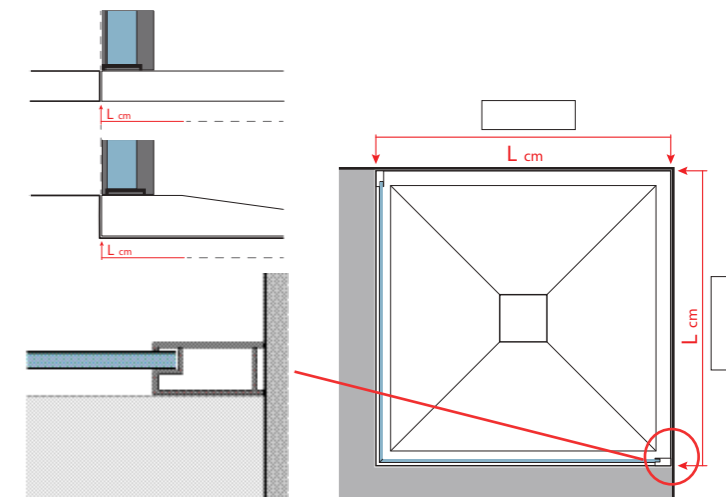
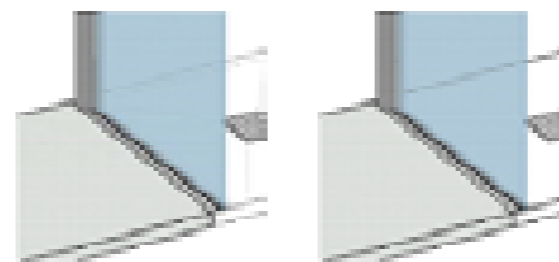
profilo a muro 1135 +  
guarnizione 78x10wall profile 1135 +  
seal 78x10

per/for IT-8

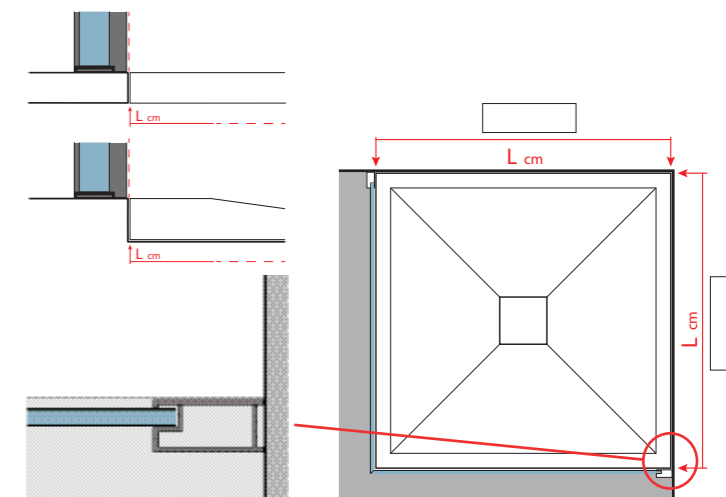
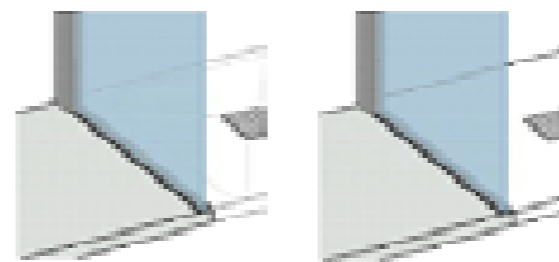
profilo a muro 1115 +  
guarnizione 78x14wall profile 1115 +  
seal 78x14

### Installazione a pavimento o con piatto doccia incassato a filo pavimento Floor installation or with built-in shower tray flush with the floor

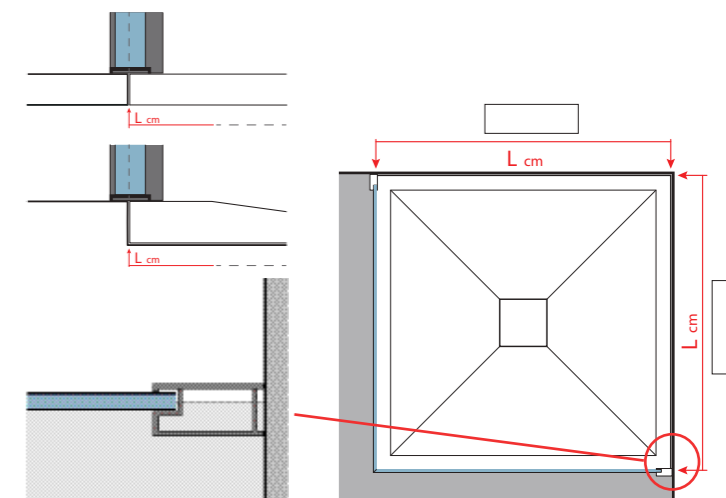
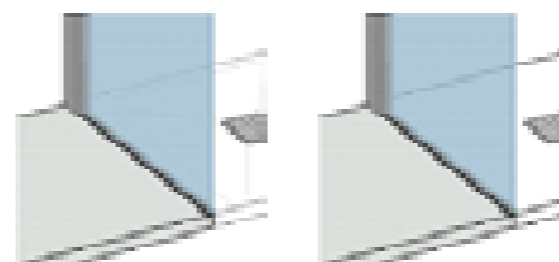
#### A1 PROFILO ALL'INTERNO DELLO SPAZIO DOCCIA PROFILE INSIDE THE SHOWER AREA



#### A2 PROFILO ALL'ESTERNO DELLO SPAZIO DOCCIA PROFILE OUTSIDE THE SHOWER AREA



#### A3 FUGA A MEZZERIA DEL VETRO GLASS OVER THE TILEGROUT



**IMPORTANTE !** In fase d'ordine, se necessario, specificare la tipologia di installazione speciale scelta tra quelle qui rappresentate, es. A1, A2, A3. Prima dell'ordine effettuare il corretto rilievo misure e verificare la perfetta verticalità delle pareti e planarità del piatto doccia o del pavimento. Vedi la sezione "Come si rilevano le misure" a pagina 24.

**IMPORTANT !** When ordering, specify the type of installation i.e.: A1, A2, A3. Before sending the order, take the measurements and check the good levels of walls and tray/floor. See "How to take measurements" section page 24.

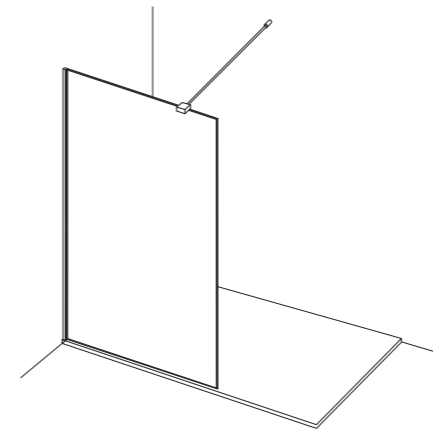




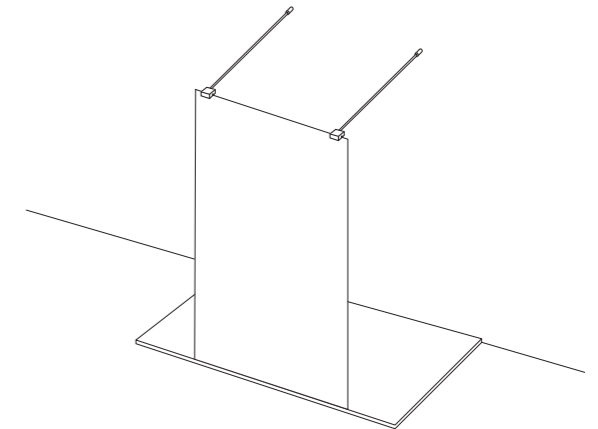
Paul Klee



profilo perimetrale in finitura  
*perimeter profile in finish*



Walk-in installazione laterale  
*Walk-in side installation*



Walk-in installazione centrale  
*Walk-in central installation*





sistema di supporti abbinabili per combinazioni angolari  
cerniere per deflettore Bella con rotazione 180°

*combinable supports for corner installations  
Bella hinges 180° opening and screws fixing*





### CARATTERISTICHE FEATURES

- H cm 200** ALTEZZA PARETI DOCCIA  
SHOWER DOOR HEIGHT
- SP mm** SPESSORE LASTRA 6/8  
GLASS DEPTH
- REV** REVERSIBILE  
REVERSIBLE

### INFO TECNICHE TECHNICAL INFORMATION

- REGOLAZIONE FUORI SQUADRO**  
OFF-SQUARE REGULATION
- 1 cm** ESTENSIBILITÀ  
EXTENSIBILITY
- DECOGRAFIA**  
DECOPRINTING
- NEVERDROP®** TRATTAMENTO NEVERDROP®  
NEVERDROP® TREATMENT

#### Finiture profili

##### COLORE



59  
Nero  
Totale

#### Profiles finishing

##### ABITAT

##### VOGUE

#### Vetri



30  
Trasparente

#### Glasses

#### Decografia



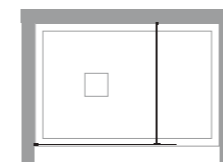
06  
Atelier

#### Decoprinting

## installazioni previste allowed installations

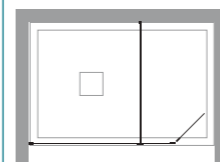
### in nicchia

VI-6/8



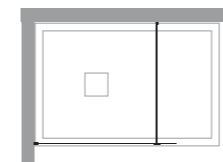
### niche

VI-6+B-6



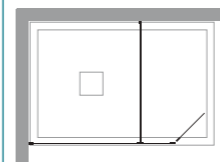
### ad angolo

VI-6/8

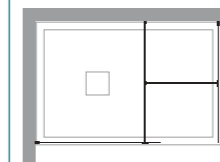


### corner

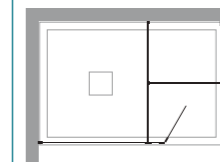
VI-6+B-6



VI-6+VI-6

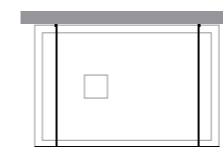


VI-6+VI-6 +B-6



### centrale

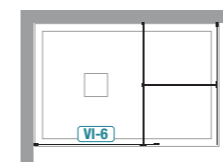
VI-C8



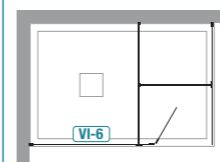
### central

### installazioni particolari special installations

VI-6+VI-8



VI-6+B-6+VI-8



### importante

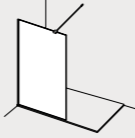
per installazioni particolari richiedere fattibilità all'ufficio tecnico TDA. Alcune configurazioni necessitano di elementi aggiuntivi

contact TDA technical office for particular installation. More elements could be needed

### important

ordini per pareti doccia speciali inoltrati senza relativo disegno **NON** vengono prodotti

orders for special shower walls forwarded without related design are **NOT** produced



incluso

included



disponibile

available



### Misure standard

### Standard sizes

Codice Code	estensibilità extension	Finiture profili Profiles finishing	30	06
07F150090	88-89	nero totale	---	---
07F150100	98-99	nero totale	---	---
07F150110	108-109	nero totale	---	---
07F150120	118-119	nero totale	---	---
07F150130	128-129	nero totale	---	---
07F150140	138-139	nero totale	---	---
07F150150	148-149	nero totale	---	---
07F150160	158-159	nero totale	---	---

### installazioni

### installations

laterale side

laterale side

ad angolo corner

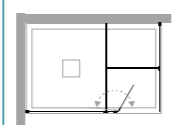
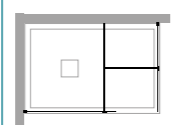
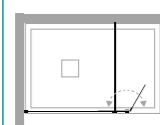
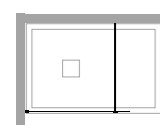
ad angolo corner

VI-6

VI-6+B-6

VI-6+VI-6

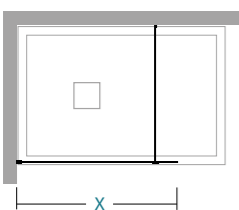
VI-6+VI-6+B-6



### informazioni

### informations

walk-in  
walk-in



X lunghezza parete doccia\ shower wall length

X										nr	kg max
88-89										1	31
98-99										1	35
108-109										1	39
118-119										1	42
128-129										1	45
138-139										1	49
148-149										1	52
158-159										1	55

### attenzione

### warning

abbinabile a Bella B-6

Decografia Atelier: da L 90 a 120 - 2 linee / da L 130 a 160 - 3 linee

inclusi: tirante di rinforzo L 100 cm accorciabile e blocchetto deviatore a croce in finitura

tutti i componenti della parete doccia sono in finitura

to match Bella B-6

Atelier - decoprinting: from L 90 to 120 - 2 lines / from L 130 to 160 - 3 lines

included: L 100 cm return-to-wall bar + fishing T connection part

all components have the same finishing

Misure speciali  
Special size

ricambi-Neversdrop-Spartan  
Spare parts 558

schede rilievo misure  
measurement form 550

schede installazione  
installation form 560

profili speciali  
special profiles 565

### supplementi

### supplements

Sigillante SPARTAN®  
Sealant SPARTAN®

36B010010

€

---

05  
acrilico satin

06  
atelier

10  
frozen

11  
flack

12  
reflex

16  
satinato

29  
fumé

30  
trasparente

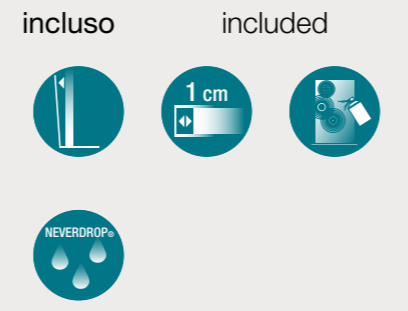
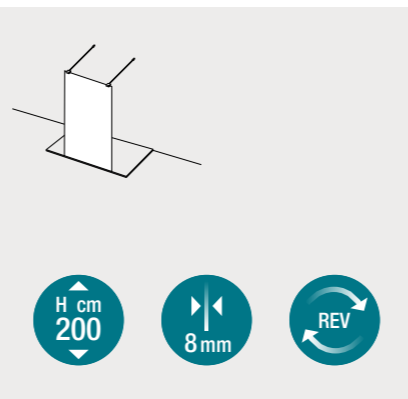
31  
extrachiario

32  
cincillà

34  
stampato c







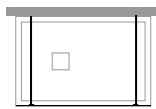
disponibile available



Misure standard		Standard sizes		
Codice Code	lunghezza lenght	Finiture profili Profiles finishing	30	06
07F154090	87,5	nero totale	---	---
07F154100	97,5	nero totale	---	---
07F154110	107,5	nero totale	---	---
07F154120	117,5	nero totale	---	---
07F154130	127,5	nero totale	---	---
07F154140	137,5	nero totale	---	---
07F154150	147,5	nero totale	---	---
07F154160	157,5	nero totale	---	---

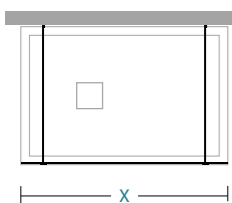
## installazioni

centrale central  
VI-C8



## installations

## informazioni



walk-in  
walk-in

## informations

X lunghezza parete doccia\ shower wall length

X											
87,5										1	41
97,5										1	45
107,5										1	50
117,5										1	54
127,5										1	58
137,5										1	63
147,5										1	67
157,5										1	71

## attenzione

Decografia Atelier: da L 90 a 120 - 2 linee / da L 130 a 160 - 3 linee

Atelier - decoprinting: from L 90 to 120 - 2 lines / from L 130 to 160 - 3 lines

## warning

inclusi: nr 2 tiranti di rinforzo L 100 cm accorciabili e blocchetto deviatore a croce in finitura

inclusi: nr 2 tiranti di rinforzo L 100 cm accorciabili e blocchetto deviatore a croce in finitura

tutti i componenti della parete doccia sono in finitura

all components have the same finishing

Misure speciali  
Special size

ricambi-Neverdrop-Spartan  
Spare parts 558

schede rilievo misure  
measurement form 550

schede installazione  
installation form 560

profili speciali  
special profiles 565

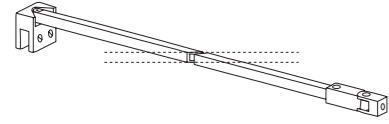
## supplementi

Sigillante SPARTAN®  
Sealant SPARTAN®

## supplements

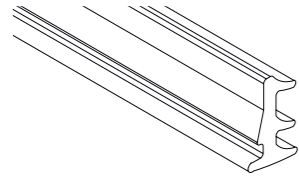
€  
36B010010 ---

Ricambi  
Spare parts



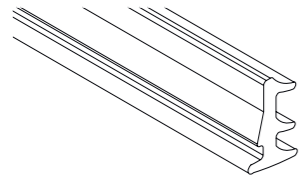
Supporto standard vetro-muro L 100 (con deviatore) - Nero opaco  
*Glass-wall standard support L 100 (with div.) - matt Black*

Codice Code	N° pezzi N° pieces
36S117002	1



Guarnizione fermavetro per VI-6 L 230  
*Rubber seal for VI-6 L 230*

Codice Code	N° pezzi N° pieces
37R019221	1



Guarnizione fermavetro per VI-8 L 230  
*Rubber seal for VI-8 L 230*

Codice Code	N° pezzi N° pieces
37R019222	1

Accessori  
Accessories



Art. **36A010004**

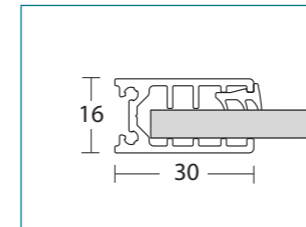
trattamento NEVERDROP®  
*treatment NEVERDROP®*



Art. **36B010010**

sigillante cristallino SPARTAN®  
*sealant SPARTAN®*

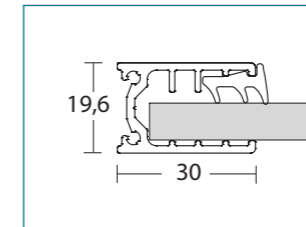
Profili  
Profiles



per/for **VI-6**

profilo a muro **1135** +  
guarnizione 78x10

*wall profile 1135 +  
seal 78x10*



per/for **VI-8**

profilo a muro **1115** +  
guarnizione 78x14

*wall profile 1115 +  
seal 78x14*



BAIA N°

5

Togliere  
sempre sia il  
fondo che il  
coperchio  
dalla  
rolliera !



VIETATO IL TRANSITO  
A TUTTE LE PERSONE  
NON AUTORIZZATE





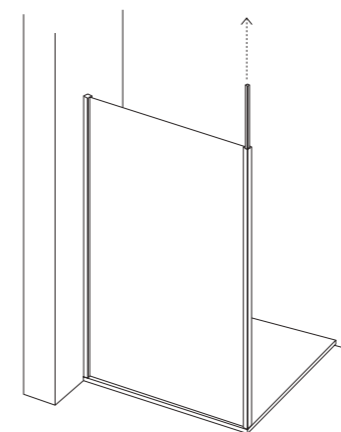
particolare di finitura a soffitto per profilo telescopico  
*detail of ceiling plate for telescopic pole*



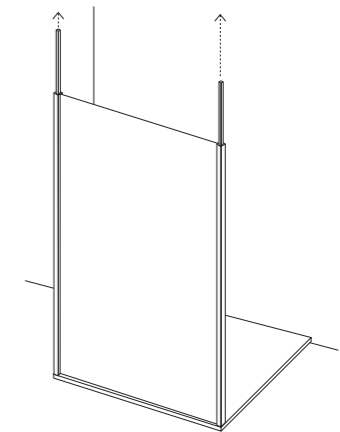


particolare di accoppiamento tra lastra e profilo a una via  
profilo a terra in finitura

*detail of connection between glass and one way profile  
in ground profile finish*



Walk-in installazione laterale  
*Walk-in side installation*



Walk-in installazione centrale  
*Walk-in central installation*



### CARATTERISTICHE FEATURES


- ALTEZZA PARETI DOCCIA  
SHOWER DOOR HEIGHT
- SPESSORE LASTRA  
GLASS DEPTH
- REVERSIBILE  
REVERSIBLE

### INFO TECNICHE TECHNICAL INFORMATION

- PALO TELESCOPICO  
TELESCOPIC POLE
- REGOLAZIONE FUORI SQUADRO  
OFF-SQUARE REGULATION
- ESTENSIBILITÀ  
EXTENSIBILITY
- TRATTAMENTO NEVERDROP®  
NEVERDROP® TREATMENT
- MISURE SPECIALI  
SPECIAL SIZES


### Finiture profili

#### COLORE




### Profiles finishing


#### ABITAT



#### VOGUE



### Vetri



### Glasses

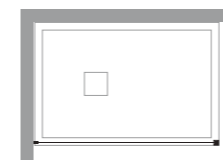
### Decografia



### Decoprinting

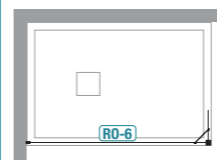
### ad angolo

RO-6

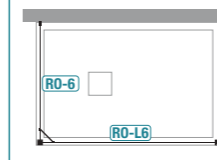


### corner

RO-6+RO-L6




RO-L6+RO-6



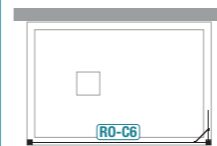
### centrale

RO-C6

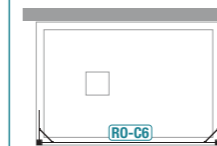


### central

RO-C6+RO-L6

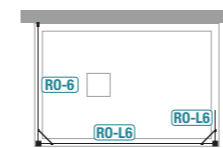


RO-C6+RO-L6+RO-L6



### a tre lati

RO-6+RO-L6+RO-L6



### three sides

### importante

ordini per pareti doccia speciali inoltrati senza relativo disegno **NON** vengono prodotti

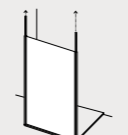
### important

orders for special shower walls forwarded without related design are **NOT** produced














incluso      included

disponibile      available

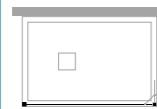
## installazioni

centrale central  
RO-C6

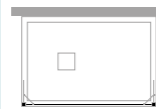


## installations

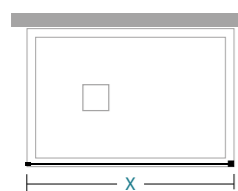
centrale central  
RO-C6+RO-L6



centrale central  
RO-C6+2 x RO-L6



## informazioni



walk-in  
walk-in

## informations

X										
69									1	27
79									1	31
89									1	34
99									1	37
119									1	44
139									1	51

X lunghezza parete doccia\ shower wall length

## Misure standard

Codice Code	lunghezza lenght	Finiture profili Profiles finishing	30	16	29	12	31	11
07F120069	69	colore	---	---	---	---	---	---
		abitat	---	---	---	---	---	
		vogue	---	---	---	---	---	
07F120079	79	colore	---	---	---	---	---	
		abitat	---	---	---	---	---	
		vogue	---	---	---	---	---	
07F120089	89	colore	---	---	---	---	---	
		abitat	---	---	---	---	---	
		vogue	---	---	---	---	---	
07F120099	99	colore	---	---	---	---	---	
		abitat	---	---	---	---	---	
		vogue	---	---	---	---	---	
07F120119	119	colore	---	---	---	---	---	
		abitat	---	---	---	---	---	
		vogue	---	---	---	---	---	
07F120139	139	colore	---	---	---	---	---	
		abitat	---	---	---	---	---	
		vogue	---	---	---	---	---	

## Misure speciali L / H

Codice Code	su misura bespoke	Finiture profili Profiles finishing	30	16	29	12	31
07F129001	10 < L < 30	colore	---	---	---	---	---
		abitat	---	---	---	---	
		vogue	---	---	---	---	
07F129001	31 < L < 60	colore	---	---	---	---	---
		abitat	---	---	---	---	
		vogue	---	---	---	---	
07F129001	61 < L < 100	colore	---	---	---	---	---
		abitat	---	---	---	---	
		vogue	---	---	---	---	
07F129001	101 < L < 140	colore	---	---	---	---	---
		abitat	---	---	---	---	
		vogue	---	---	---	---	
07F129001	141 < L < 160	colore	---	---	---	---	---
		abitat	---	---	---	---	
		vogue	---	---	---	---	
07F129001	161 < L < 180	colore	---	---	---	---	---
		abitat	---	---	---	---	
		vogue	---	---	---	---	

## attenzione

abbinabile a RO-L6

inclusi: nr 2 profili telescopici estensibili in altezza fino a 330 cm con fissaggio a soffitto

included: nr 2 - telescopic profiles + ceiling high extension 330 cm L

## warning

tutti i componenti della parete doccia, esclusa la placchetta di fissaggio a soffitto, sono in finitura

all components have the same finishing, not included fixing label

il prezzo della H speciale va trovato nella tabella Misure speciali L / H in base alla L della parete doccia

special price for H is to be found in Special sizes L / H as per L needed size

Misure speciali  
Special size

H max 210 cm  
L min 10 cm  
L max 180 cm

ricambi-Neversdrop-Spartan  
Spare parts 558

schede rilievo misure  
measurement form 550

schede installazione  
installation form 560

profili speciali  
special profiles 565

## supplementi

Decografia  
Decoprinting

Sigillante SPARTAN®  
Sealant SPARTAN®

per codice for code  
€ 36 36B010010

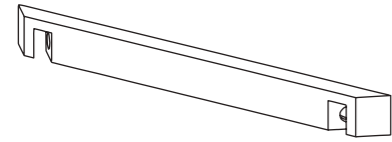
## supplements

€

---

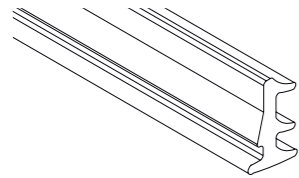
05 acrilico satin    06 atelier    10 frozen    11 flack    12 reflex    16 satinato    29 fumé    30 trasparente    31 extrachiaro    32 cincillà    34 stampato c





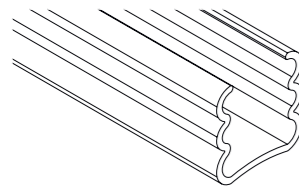
Supporto standard vetro-vetro fisso a 90° - Tcrom® / Nero e Bianco opaco  
Glass-to-glass standard support 90° - Tcrom® / matt Black / matt White

Codice Code	N° pezzi N° pieces
36S121001	1



Guarnizione fermavetro per RO-6 L 230  
Rubber seal for RO-6 L 230

Codice Code	N° pezzi N° pieces
37R019221	1



Guarnizione fermavetro per RO-6, RO-C6, RO-L6 e RO-F6 L 200  
Rubber seal for RO-6, RO-C6, RO-L6 e RO-F6 L 200

Codice Code	N° pezzi N° pieces
37R019297	1



Fissaggio soffitto - Tcrom®  
Ceiling fixing kit - Tcrom®

Codice Code	N° pezzi N° pieces
37R019298	1



Art. **36A010004**

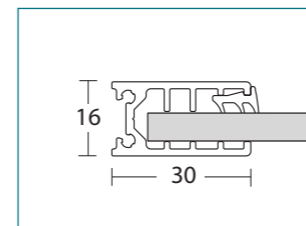
trattamento NEVERDROP®  
treatment NEVERDROP®



Art. **36B010010**

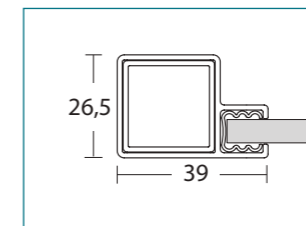
sigillante cristallino SPARTAN®  
sealant SPARTAN®

### Profili Profiles



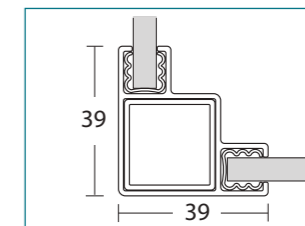
profilo a muro **1135 (6)** +  
guarnizione 78x10

wall profile **1135 (6)** +  
seal **78x10**



angolare a una via **1206** +  
telescopico **1208**

one way corner connection **1206**  
+ telescopic **1208**



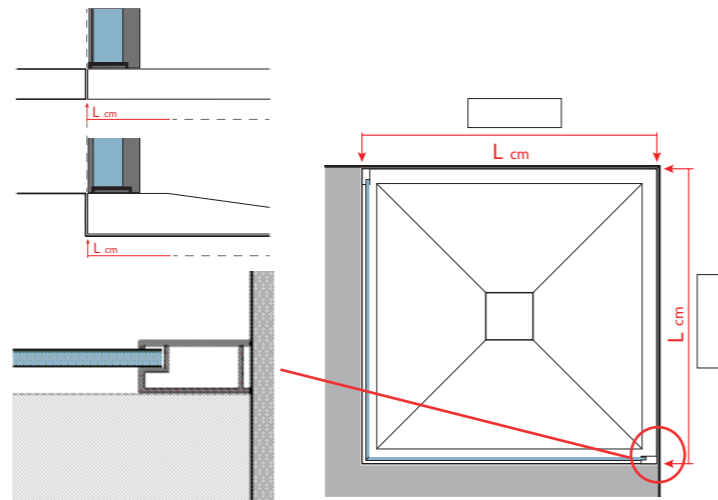
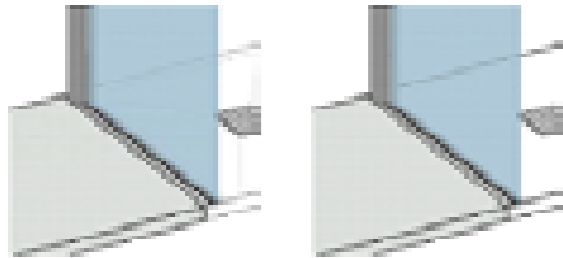
angolare a due vie **1207** +  
telescopico **1208**

two ways corner connection **1206**  
+ telescopic **1208**

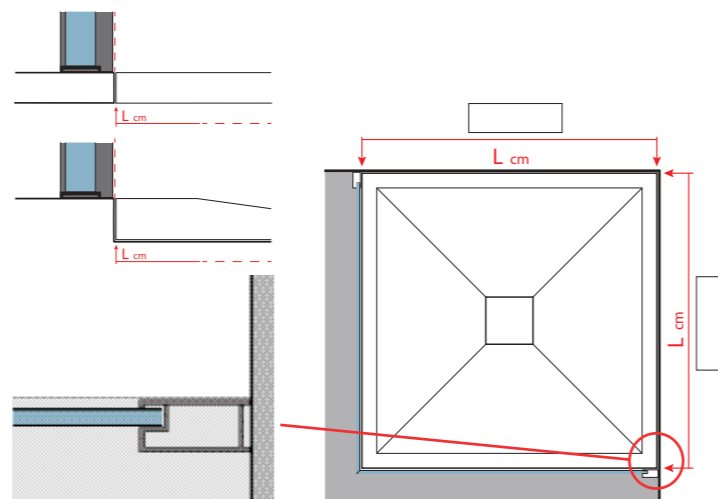
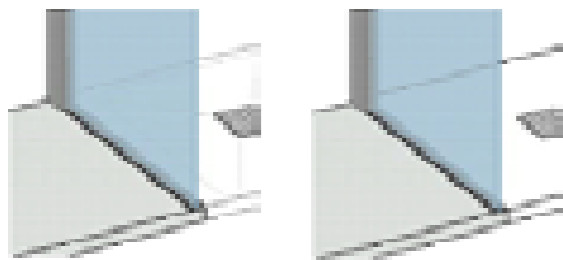
# Rocco

Installazione a pavimento o con piatto doccia incassato a filo pavimento  
 Floor installation or with built-in shower tray flush with the floor

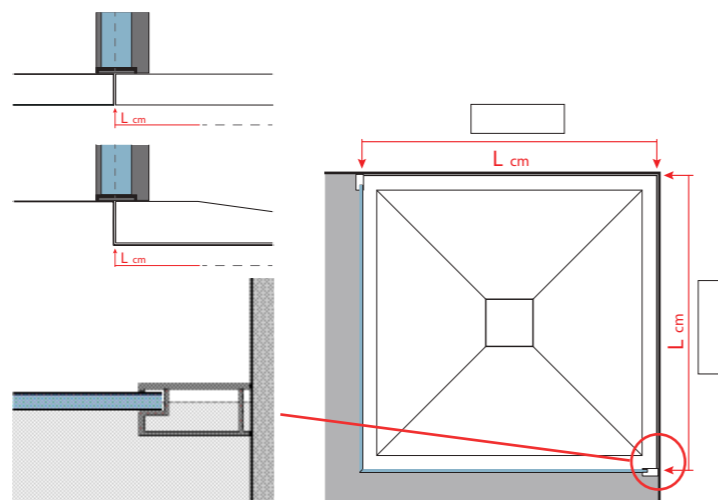
## A1 PROFILO ALL'INTERNO DELLO SPAZIO DOCCIA PROFILE INSIDE THE SHOWER AREA



## A2 PROFILO ALL'ESTERNO DELLO SPAZIO DOCCIA PROFILE OUTSIDE THE SHOWER AREA



## A3 FUGA A MEZZERIA DEL VETRO GLASS OVER THE TILEGROUT



**IMPORTANTE !** In fase d'ordine, se necessario, specificare la tipologia di installazione speciale scelta tra quelle qui rappresentate, es. A1, A2, A3.  
 Prima dell'ordine effettuare il corretto rilievo misure e verificare la perfetta verticalità delle pareti e planarità del piatto doccia o del pavimento.  
 Vedi la sezione "Come si rilevano le misure" a pagina 24.

**IMPORTANT !** When ordering, specify the type of installation i.e.: A1, A2, A3.  
 Before sending the order, take the measurements and check the good levels of walls and tray/floor.  
 See "How to take measurements" section page 24.



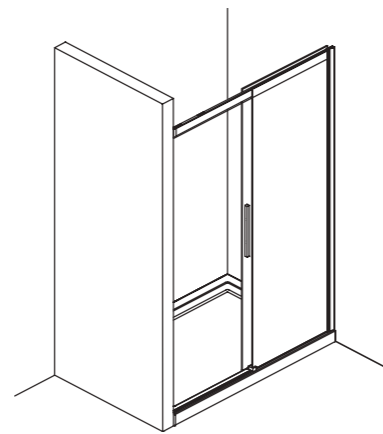
con profilo verticale	<b>EN</b> Enzo
	<b>FR</b> Frigo
	<b>IS</b> Inox Scroll
	<b>IR</b> Inox Rail
	<b>PL</b> Pluma Evo
	<b>GA</b> Gaia
	<b>MO</b> Mork
	<b>MI</b> Mindy
	<b>VO</b> Volo
	<b>FO</b> Font





sistema di fissaggio del binario e copertura estetica  
scorrimento su pattini composti da rulli e guida anodizzata

*track fixing system and aesthetic cover  
sliding on runners composed of rollers and anodized guide*



apertura scorrevole  
sliding door











doppia maniglia esterna / interna  
guida di scorrimento inferiore con sistema sgancio dell'anta

*double external / internal handle  
lower sliding guide with door release system*





da giugno / from June

Finiture profili


COLORE



Colori/  
Tcrom®

Profiles finishing

ABITAT



27  
Tcrom®



21  
Tinox®



22  
Tbronz®

VOGUE



61  
Orosatinato



62  
Ororosa



63  
Cromonero



Colori  
Totale

Vetri



30  
Trasparente



29  
Fumè

Glasses

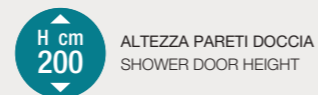


31  
Extrachiaro

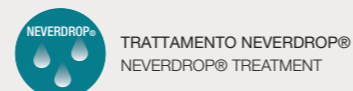

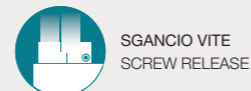
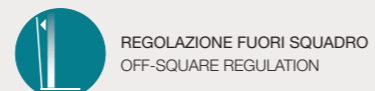
Decografia

Decoprinting

CARATTERISTICHE  
FEATURES




INFO TECNICHE  
TECHNICAL INFORMATION



in nicchia


EN-PSC



niche

ad angolo

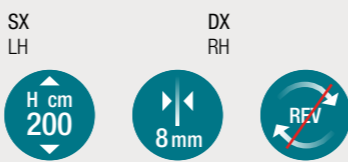
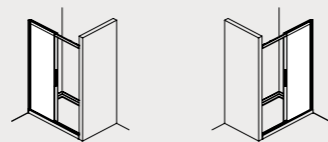
EN-PSCF+EN-FB




corner

importante

important



incluso included



disponibile available



### Misure standard Standard sizes

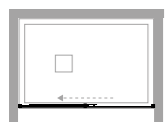
Codice SX LH Code	Codice DX RH Code	estensibilità extension	Finiture profili Profiles finishing	30	29	31
04P610100	04P600100	97,5-99,5	colore	---	---	---
			abitat	---	---	---
			vogue	---	---	---
04P610110	04P600110	107,5-109,5	colore	---	---	---
			abitat	---	---	---
			vogue	---	---	---
04P610120	04P600120	117,5-119,5	colore	---	---	---
			abitat	---	---	---
			vogue	---	---	---
04P610130	04P600130	127,5-129,5	colore	---	---	---
			abitat	---	---	---
			vogue	---	---	---
04P610140	04P600140	137,5-139,5	colore	---	---	---
			abitat	---	---	---
			vogue	---	---	---
04P610150	04P600150	147,5-149,5	colore	---	---	---
			abitat	---	---	---
			vogue	---	---	---
04P610160	04P600160	157,5-159,5	colore	---	---	---
			abitat	---	---	---
			vogue	---	---	---
04P610170	04P600170	167,5-169,5	colore	---	---	---
			abitat	---	---	---
			vogue	---	---	---
04P610180	04P600180	177,5-179,5	colore	---	---	---
			abitat	---	---	---
			vogue	---	---	---

### Misure speciali L / H Special sizes L / H

Codice SX LH Code	Codice DX RH Code	su misura bespoke	Finiture profili Profiles finishing	30	29	31
04P619001	04P609001	90 < L < 100	colore	---	---	---
			abitat	---	---	---
			vogue	---	---	---
04P619001	04P609001	101 < L < 120	colore	---	---	---
			abitat	---	---	---
			vogue	---	---	---
04P619001	04P609001	121 < L < 140	colore	---	---	---
			abitat	---	---	---
			vogue	---	---	---
04P619001	04P609001	141 < L < 160	colore	---	---	---
			abitat	---	---	---
			vogue	---	---	---
04P619001	04P609001	161 < L < 180	colore	---	---	---
			abitat	---	---	---
			vogue	---	---	---

### installazioni

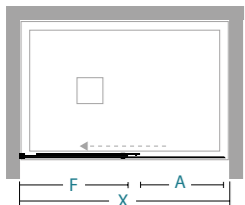
in nicchia niche  
EN-PSC



### installations

### informazioni

### informations



apertura scorrevole  
sliding door

	X	A	F						
97,5-99,5	38,5	52,5						2	46
107,5-109,5	43,5	57,5						2	50
117,5-119,5	48,5	62,5						2	54
127,5-129,5	53,5	67,5						2	58
137,5-139,5	58,5	72,5						2	62
147,5-149,5	63,5	77,5						2	66
157,5-159,5	68,5	82,5						2	70
167,5-169,5	68,5	92,5						2	74
177,5-179,5	68,5	102,5						2	78

X lunghezza parete doccia\ shower wall length  
A spazio d'entrata\ entrance space  
F lunghezza lato fisso\ fixed side length

### attenzione

il prezzo della H speciale va trovato nella tabella Misure speciali L / H in base alla L della parete doccia

special price for H is to be found in Special sizes L / H as per L needed size

### warning

Misure speciali  
Special size

H max 210 cm  
L min 90 cm  
L max 180 cm

### supplementi

Sigillante SPARTAN®  
Sealant SPARTAN®

36B010010

€

---

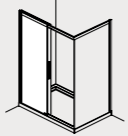
ricambi-Nevedrop-Spartan  
Spare parts **558**

schede rilievo misure  
measurement form **550**

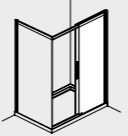
schede installazione  
installation form **560**

profili speciali  
special profiles **565**







SX  
LH




DX  
RH



H cm  
200




8 mm




RFV


incluso




2 cm



SOFT CLOSE




NEVERDROP



L/H

disponibile

available



### Misure standard

Codice SX LH Code	Codice DX RH Code	estensibilità extension	Finiture profili Profiles finishing	30	29	31
04P630100	04P620100	98-100	colore	---	---	---
			abitat	---	---	---
			vogue	---	---	---
04P630120	04P620120	118-120	colore	---	---	---
			abitat	---	---	---
			vogue	---	---	---
04P630130	04P620130	128-130	colore	---	---	---
			abitat	---	---	---
			vogue	---	---	---
04P630140	04P620140	138-140	colore	---	---	---
			abitat	---	---	---
			vogue	---	---	---
04P630150	04P620150	148-150	colore	---	---	---
			abitat	---	---	---
			vogue	---	---	---
04P630160	04P620160	158-160	colore	---	---	---
			abitat	---	---	---
			vogue	---	---	---

### Misure speciali L / H

Codice SX LH Code	Codice DX RH Code	su misura bespoke	Finiture profili Profiles finishing	30	29	31
04P639001	04P629001	90 < L < 100	colore	---	---	---
			abitat	---	---	---
			vogue	---	---	---
04P639001	04P629001	101 < L < 120	colore	---	---	---
			abitat	---	---	---
			vogue	---	---	---
04P639001	04P629001	121 < L < 140	colore	---	---	---
			abitat	---	---	---
			vogue	---	---	---
04P639001	04P629001	141 < L < 160	colore	---	---	---
			abitat	---	---	---
			vogue	---	---	---

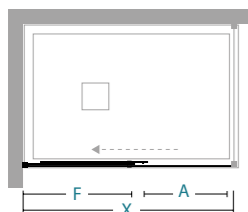
### installazioni

ad angolo corner  
EN-PSCF+EN-F





### installations

### informazioni



apertura scorrevole  
sliding door

### informations

	X	A	F							
98-100	38	52,5							2	46
118-120	48	62,5							2	54
128-130	53	67,5							2	58
138-140	58	72,5							2	62
148-150	63	77,5							2	66
158-160	68	82,5							2	70

X lunghezza parete doccia\ shower wall length  
A spazio d'entrata\ entrance space  
F lunghezza lato fisso\ fixed side length

### attenzione

il prezzo della H speciale va trovato nella tabella Misure speciali L / H in base alla L della parete doccia

special price for H is to be found in Special sizes L / H as per L needed size

### warning

Misure speciali  
Special size

H max 210 cm  
L min 90 cm  
L max 160 cm

### supplementi

Sigillante SPARTAN®  
Sealant SPARTAN®

€  
36B010010 ---

### supplements

ricambi- Neverdrop-Spartan  
Spare parts 558

schede rilievo misure  
measurement form 550

schede installazione  
installation form 560

profili speciali  
special profiles 565

05 acrilico satin 06 atelier 10 frozen 11 flack 12 reflex 16 satinato 29 fumé 30 trasparente 31 extrachiario 32 cincillà 34 stampato c



SX LH      DX RH

H cm 200      8 mm      RFV

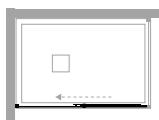
incluso      included

2 cm      NEVERDROP®      L/H

disponibile      available

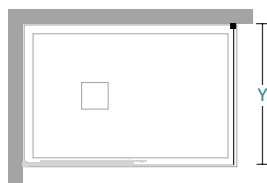
installazioni  
ad angolo      corner  
EN-F+EN-PSCF

installations



informazioni

informations



Y lunghezza parete doccia \ shower wall length

Y										
68-70									1	31
73-75									1	33
78-80									1	35
83-85									1	37
88-90									1	39
98-100									1	43

## Misure standard

## Standard sizes

Codice SX LH Code	Codice DX RH Code	estensibilità extension	Finiture profili Profiles finishing	30	29	31
04F310070	04F300070	68-70	colore	---	---	---
			abitat	---	---	---
			vogue	---	---	---
04F310075	04F300075	73-75	colore	---	---	---
			abitat	---	---	---
			vogue	---	---	---
04F310080	04F300080	78-80	colore	---	---	---
			abitat	---	---	---
			vogue	---	---	---
04F310085	04F300085	83-85	colore	---	---	---
			abitat	---	---	---
			vogue	---	---	---
04F310090	04F300090	88-90	colore	---	---	---
			abitat	---	---	---
			vogue	---	---	---
04F310100	04F300100	98-100	colore	---	---	---
			abitat	---	---	---
			vogue	---	---	---

## Misure speciali L / H

## Special sizes L / H

Codice SX LH Code	Codice DX RH Code	su misura bespoke	Finiture profili Profiles finishing	30	29	31
04F319001	04F309001	20 < L < 40	colore	---	---	---
			abitat	---	---	---
			vogue	---	---	---
04F319001	04F309001	41 < L < 60	colore	---	---	---
			abitat	---	---	---
			vogue	---	---	---
04F319001	04F309001	61 < L < 80	colore	---	---	---
			abitat	---	---	---
			vogue	---	---	---
04F319001	04F309001	81 < L < 100	colore	---	---	---
			abitat	---	---	---
			vogue	---	---	---
04F319001	04F309001	101 < L < 120	colore	---	---	---
			abitat	---	---	---
			vogue	---	---	---

attenzione

warning

specificare se montato a pavimento (vedi ... pag. ...)

il prezzo della H speciale va trovato nella tabella Misure speciali L / H in base alla L della parete doccia

specify any floor installation (see ... page ...)

special price for H is to be found in Special sizes L / H as per L needed size

Misure speciali  
Special size

H	max	210 cm
L	min	20 cm
L	max	120 cm

ricambi-Neverdrop-Spartan  
Spare parts

558

schede rilievo misure  
measurement form

550

schede installazione  
installation form

560

profili speciali  
special profiles

565

supplementi

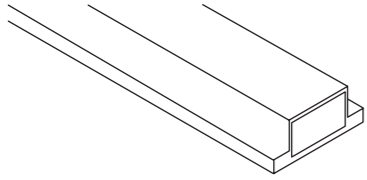
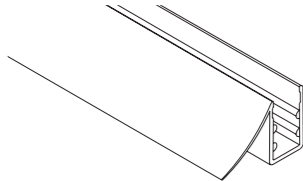
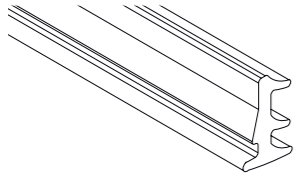
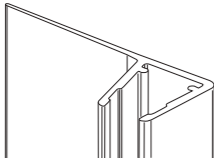
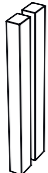
supplements

Sigillante SPARTAN®  
Sealant SPARTAN®

€  
36B010010      ---

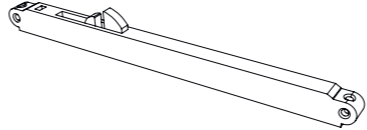
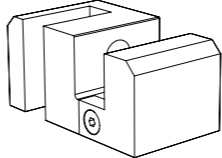
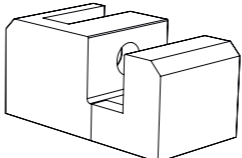
Enzo

Ricambi  
Spare parts

	<p>Magnete ricoperto L 210 - Grigio <i>Coated magnet L 210 - Grey</i></p> <table border="1"> <thead> <tr> <th>Codice Code</th> <th>N° pezzi N° pieces</th> </tr> </thead> <tbody> <tr> <td>37R019015</td> <td>1</td> </tr> </tbody> </table>	Codice Code	N° pezzi N° pieces	37R019015	1
Codice Code	N° pezzi N° pieces				
37R019015	1				
	<p>Guarnizione inferiore porta L 75 <i>Lower seal for door L 75</i></p> <table border="1"> <thead> <tr> <th>Codice Code</th> <th>N° pezzi N° pieces</th> </tr> </thead> <tbody> <tr> <td>37R019186</td> <td>1</td> </tr> </tbody> </table>	Codice Code	N° pezzi N° pieces	37R019186	1
Codice Code	N° pezzi N° pieces				
37R019186	1				
	<p>Guarnizione fermavetro L 230 <i>Rubber seal L 230</i></p> <table border="1"> <thead> <tr> <th>Codice Code</th> <th>N° pezzi N° pieces</th> </tr> </thead> <tbody> <tr> <td>37R019222</td> <td>1</td> </tr> </tbody> </table>	Codice Code	N° pezzi N° pieces	37R019222	1
Codice Code	N° pezzi N° pieces				
37R019222	1				
	<p>Guarnizione verticale pinna perpendicolare 1 cm L 200 <i>Vertical sealing gasket/perpendicular wing 1 cm L 200</i></p> <table border="1"> <thead> <tr> <th>Codice Code</th> <th>N° pezzi N° pieces</th> </tr> </thead> <tbody> <tr> <td>37R019371</td> <td>1</td> </tr> </tbody> </table>	Codice Code	N° pezzi N° pieces	37R019371	1
Codice Code	N° pezzi N° pieces				
37R019371	1				
	<p>Maniglia doppia esterna/interna <i>Double internal/external handle</i></p> <table border="1"> <thead> <tr> <th>Codice Code</th> <th>N° pezzi N° pieces</th> </tr> </thead> <tbody> <tr> <td>37R019385</td> <td>1</td> </tr> </tbody> </table>	Codice Code	N° pezzi N° pieces	37R019385	1
Codice Code	N° pezzi N° pieces				
37R019385	1				

Enzo

Ricambi  
Spare parts

	<p>Ammortizzatore <i>Shock absorber</i></p> <table border="1"> <thead> <tr> <th>Codice Code</th> <th>N° pezzi N° pieces</th> </tr> </thead> <tbody> <tr> <td>37R019386</td> <td>1</td> </tr> </tbody> </table>	Codice Code	N° pezzi N° pieces	37R019386	1
Codice Code	N° pezzi N° pieces				
37R019386	1				
	<p>Guida inferiore sganciabile DX <i>Lower unlocking block RH</i></p> <table border="1"> <thead> <tr> <th>Codice Code</th> <th>N° pezzi N° pieces</th> </tr> </thead> <tbody> <tr> <td>37R019387</td> <td>1</td> </tr> </tbody> </table>	Codice Code	N° pezzi N° pieces	37R019387	1
Codice Code	N° pezzi N° pieces				
37R019387	1				
	<p>Guida inferiore sganciabile SX <i>Lower unlocking block LH</i></p> <table border="1"> <thead> <tr> <th>Codice Code</th> <th>N° pezzi N° pieces</th> </tr> </thead> <tbody> <tr> <td>37R019388</td> <td>1</td> </tr> </tbody> </table>	Codice Code	N° pezzi N° pieces	37R019388	1
Codice Code	N° pezzi N° pieces				
37R019388	1				



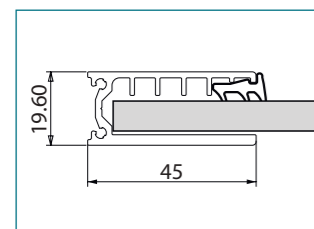
### Accessori Accessories

Art. **36A010004**trattamento NEVERDROP®  
treatment NEVERDROP®Art. **36B010010**sigillante cristallino SPARTAN®  
sealant SPARTAN®

### Componenti in finitura Finishing components

Art. **36C019003**supporto standard vetro-muro  
L 150 cm - colore.02glass-wall standard support  
L 150 cm - colore.02

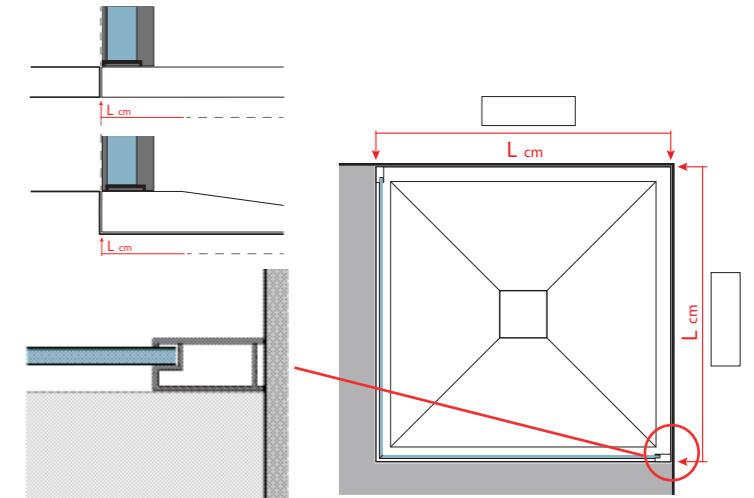
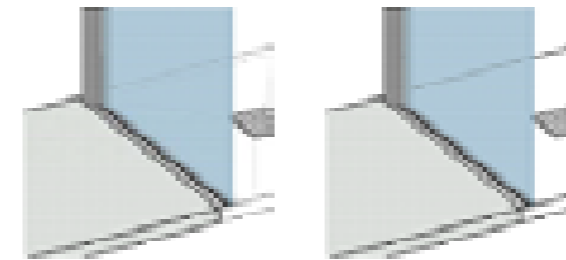
### Profili Profiles

per/for **EN: PSC - PSCF - F**profilo a muro 1575 +  
guarnizione 78 x 14

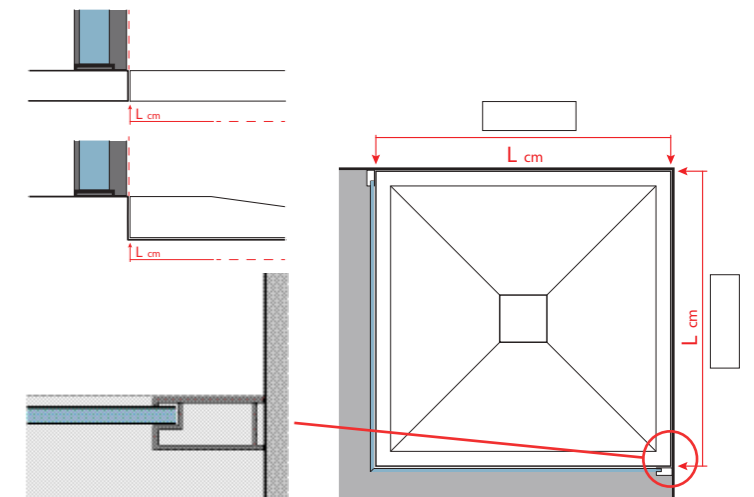
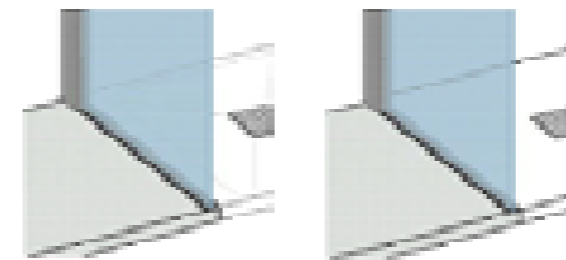
wall profile 1575 + seal 78 x 14

### Installazione a pavimento o con piatto doccia incassato a filo pavimento Floor installation or with built-in shower tray flush with the floor

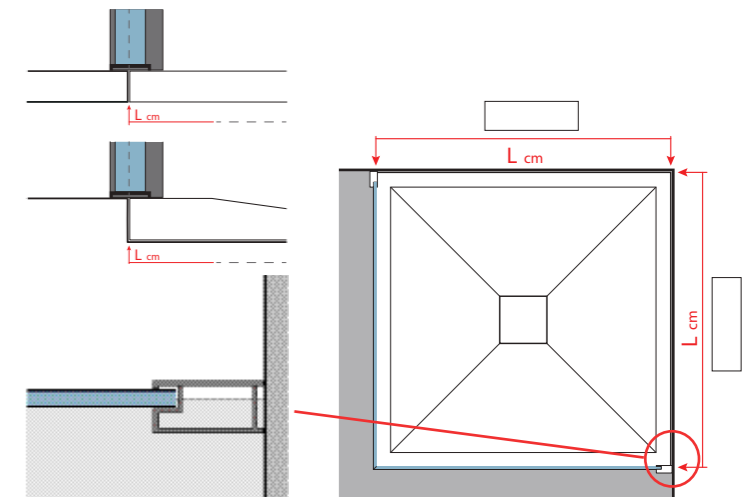
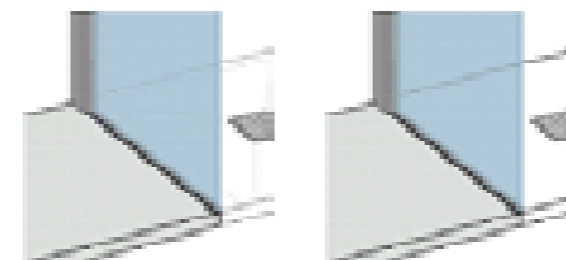
#### A1 PROFILO ALL'INTERNO DELLO SPAZIO DOCCIA PROFILE INSIDE THE SHOWER AREA



#### A2 PROFILO ALL'ESTERNO DELLO SPAZIO DOCCIA PROFILE OUTSIDE THE SHOWER AREA



#### A3 FUGA A MEZZERIA DEL VETRO GLASS OVER THE TILEGROUT



**IMPORTANTE !** In fase d'ordine, se necessario, specificare la tipologia di installazione speciale scelta tra quelle qui rappresentate, es. A1, A2, A3. Prima dell'ordine effettuare il corretto rilievo misure e verificare la perfetta verticalità delle pareti e planarità del piatto doccia o del pavimento. Vedi la sezione "Come si rilevano le misure" a pagina 24.

**IMPORTANT !** When ordering, specify the type of installation i.e.: A1, A2, A3. Before sending the order, take the measurements and check the good levels of walls and tray/floor. See "How to take measurements" section page 24.







cerniera in zama cromata con fermo in apertura e chiusura  
guarnizione doppia pinna curvata a caldo in un unico blocco

*chrome hinge with opening and closing lock  
double heat bent fin gasket in a single block*



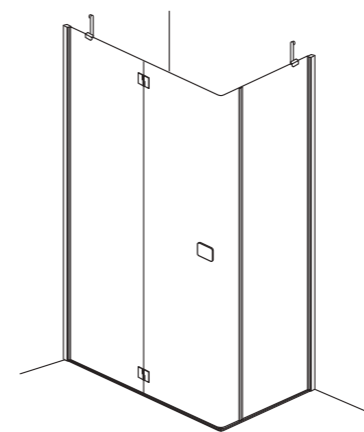
maniglia cromata con doppio perno e fissaggio nascosto  
particolare di raccordo cromato con raggio interno 2 cm

*chromed handle with double pin and hidden screws  
detail of chromed connection - inner radius 2 cm*

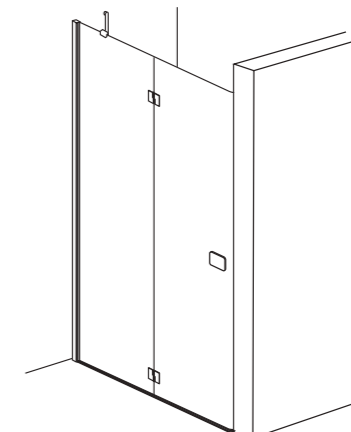




CON PROFILO VERTICALE



apertura battente / anta curvata  
hinged door / curved door



apertura battente  
hinged door



fissaggio della cerniera a filo vetro  
*glass level hinge fixing*





Finiture profili  
COLORE

Profiles finishing

ABITAT



27  
Tcrom®

VOGUE

Vetri

Glasses



30  
Trasparente

Decografia

Decoprinting

CARATTERISTICHE  
FEATURES

- ALTEZZA PARETI DOCCIA  
SHOWER DOOR HEIGHT
- SPESSORE LASTRA  
GLASS DEPTH
- NON REVERSIBILE  
NON-REVERSIBLE

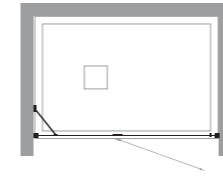
INFO TECNICHE  
TECHNICAL INFORMATION

- VETRO CURVATO 90°  
90° CURVED GLASS
- REGOLAZIONE FUORI SQUADRO  
OFF-SQUARE REGULATION
- ESTENSIBILITÀ  
EXTENSIBILITY
- CERNIERA FILO VETRO  
FLUSH HINGE
- CHIUSURA MAGNETICA  
MAGNETIC CLOSURE
- PROFILO TENUTA ACQUA  
LOW SEAL WATER PROFILE
- MANIGLIA ESTERNA / POMOLO  
INTERNO  
EXTERNAL HANDLE / INTERNAL POMMEL
- TRATTAMENTO NEVERDROP®  
NEVERDROP® TREATMENT
- MISURE SPECIALI  
SPECIAL SIZES

in nicchia

niche

FR-ABA

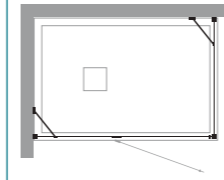
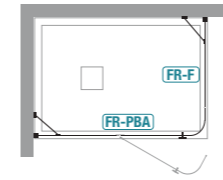


ad angolo

corner

FR-PBA+FR-F

FR-ABA+FR-ABAF

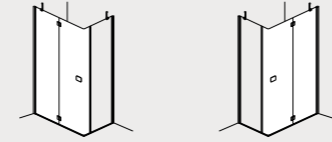


importante

important

ordini per pareti doccia speciali inoltrati senza relativo disegno **NON** vengono prodotti

orders for special shower walls forwarded without related design are **NOT** produced



incluso included

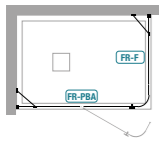


disponibile available



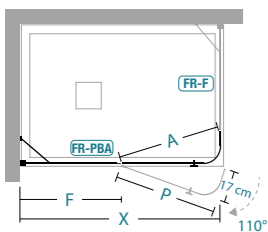
## installazioni

ad angolo corner  
FR-PBA+FR-F



## installations

## informazioni



apertura battente  
swing door

**X** lunghezza parete doccia \ shower wall length  
**A** spazio d'entrata \ entrance space  
**P** lunghezza porta \ door length  
**F** lunghezza lato fisso \ fixed side length

## informations

	X	P/A	F								
77-79	48/50	28								2	35
87-89	48/50	38								2	38
97-99	58/60	38								2	41
107-109	58/60	48								2	45
117-119	58/60	58								2	48
127-129	58/60	68								2	51
137-139	58/60	78								2	55

## Misure standard

## Standard sizes

Codice SX LH Code	Codice DX RH Code	estensibilità extension	Finiture profili Profiles finishing	30
01A130080	01A120080	77-79	Tcrom®	---
01A130090	01A120090	87-89	Tcrom®	---
01A130100	01A120100	97-99	Tcrom®	---
01A130110	01A120110	107-109	Tcrom®	---
01A130120	01A120120	117-119	Tcrom®	---
01A130130	01A120130	127-129	Tcrom®	---
01A130140	01A120140	137-139	Tcrom®	---

## Misure speciali L

## Special sizes L

Codice SX LH Code	Codice DX RH Code	su misura bespoke	Finiture profili Profiles finishing	30
01A139001	01A129001	60 < L < 90	Tcrom®	---
01A139001	01A129001	91 < L < 120	Tcrom®	---
01A139001	01A129001	121 < L < 150	Tcrom®	---
01A139001	01A129001	151 < L < 180	Tcrom®	---

## attenzione

incluso: supporto di rinforzo regolabile e snodato in finitura Tcrom®

included: Tcrom® adjustable bar

## warning

specificare se montato a pavimento (vedi ... pag. ...)

specify any floor installation (see ... page ...)

tutti i componenti della parete doccia sono in finitura Tcrom®

all components are in Tcrom® finishing

il prezzo della L speciale va trovato nella tabella Misure speciali L in base alla L della parete doccia

special price for L is to be found in Special sizes L as per L needed size

Misure speciali  
Special size

L max 180 cm  
L min 60 cm

## supplementi

Profilo di compensazione 2 cm  
Extension profile 2 cm

€  
37P019219

## supplements

Sigillante SPARTAN®  
Sealant SPARTAN®

€  
36B010010

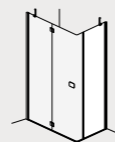
ricambi-Neverdrop-Spartan  
Spare parts 558

schede rilievo misure  
measurement form 550

schede installazione  
installation form 560

profili speciali  
special profiles 565





incluso included

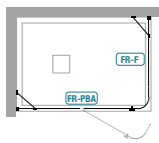


disponibile available

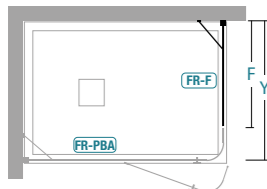


## installazioni

ad angolo corner  
FR-F+FR-PBA



## informazioni



Y lunghezza parete doccia\ shower wall length  
F lunghezza lato fisso\ fixed side length

## installations

## informations

Y	F								
77-79	28							1	19
87-89	38							1	22
97-99	38							1	25

## Misure standard

Codice Code	estensibilità extension	Finiture profili Profiles finishing	30
01F110070	67-69	Tcrom®	---
01F110080	77-79	Tcrom®	---
01F110090	87-89	Tcrom®	---

## Standard sizes

## Misure speciali L

Codice Code	su misura bespoke	Finiture profili Profiles finishing	30
01F119001	29 < L < 40	Tcrom®	---
01F119001	41 < L < 60	Tcrom®	---
01F119001	61 < L < 90	Tcrom®	---
01F119001	91 < L < 120	Tcrom®	---

## Special sizes L

## attenzione

incluso: supporto di rinforzo regolabile e snodato in finitura Tcrom®

included: Tcrom® adjustable bar

## warning

specificare se montato a pavimento (vedi ... pag. ...)

specify any floor installation (see ... page ...)

tutti i componenti della parete doccia sono in finitura Tcrom®

all components are in Tcrom® finishing

il prezzo della L speciale va trovato nella tabella Misure speciali L in base alla L della parete doccia

special price for L is to be found in Special sizes L as per L needed size

## Misure speciali

Special size  
L max 120 cm  
L min 29 cm

ricambi-Neverdrop-Spartan  
Spare parts 558

schede rilievo misure  
measurement form 550

schede installazione  
installation form 560

profili speciali  
special profiles 565

## supplementi

Profilo di compensazione 2 cm  
Extension profile 2 cm

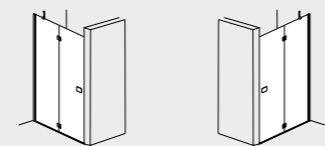
€  
37P019219 ---

Sigillante SPARTAN®  
Sealant SPARTAN®

€  
36B010010 ---

## supplements

**05** acrilico satin **06** atelier **10** frozen **11** flack **12** reflex **16** satinato **29** fumé **30** trasparente **31** extrachiario **32** cincillà **34** stampato c



incluso included



disponibile available



## Misure standard Standard sizes

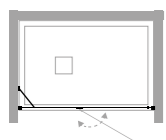
Codice SX LH Code	Codice DX RH Code	estensibilità extension	Finiture profili Profiles finishing	30
01A150080	01A140080	77,5-79,5	Tcrom®	---
01A150090	01A140090	87,5-89,5	Tcrom®	---
01A150100	01A140100	97,5-99,5	Tcrom®	---
01A150110	01A140110	107,5-109,5	Tcrom®	---
01A150120	01A140120	117,5-119,5	Tcrom®	---
01A150130	01A140130	127,5-129,5	Tcrom®	---
01A150140	01A140140	137,5-139,5	Tcrom®	---

## Misure speciali L Special sizes L

Codice SX LH Code	Codice DX RH Code	su misura bespoke	Finiture profili Profiles finishing	30
01A159001	01A149001	60 < L < 90	Tcrom®	---
01A159001	01A149001	91 < L < 120	Tcrom®	---
01A159001	01A149001	121 < L < 150	Tcrom®	---
01A159001	01A149001	151 < L < 180	Tcrom®	---

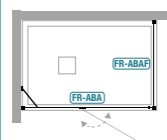
## installazioni

in nicchia niche  
FR-ABA

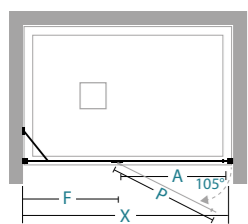


## installations

ad angolo corner  
FR-ABA+FR-ABAF



## informazioni



apertura battente  
swing door

## informations

X	A	F	P						
77,5-79,5	46	28	48,5					2	35
87,5-89,5	56	28	58,5					2	38
97,5-99,5	56	38	58,5					2	41
107,5-109,5	56	48	58,5					2	45
117,5-119,5	66	48	68,5					2	48
127,5-129,5	66	58	68,5					2	51
137,5-139,5	66	68	68,5					2	55

X lunghezza parete doccia\ shower wall length  
A spazio d'entrata\ entrance space  
F lunghezza lato fisso\ fixed side length  
P lunghezza porta\ door length

## attenzione

incluso: supporto di rinforzo regolabile e snodato in finitura Tcrom®

included: Tcrom® adjustable bar

## warning

specificare se montato a pavimento (vedi ... pag. ...)

specify any floor installation (see ... page ...)

tutti i componenti della parete doccia sono in finitura Tcrom®

all components are in Tcrom® finishing

il prezzo della L speciale va trovato nella tabella Misure speciali L in base alla L della parete doccia

special price for L is to be found in Special sizes L as per L needed size

Misure speciali  
Special size

L max 180 cm  
L min 60 cm

## supplementi

Profilo di compensazione 2 cm  
Extension profile 2 cm

€ ---

05 acrilico satin

06 atelier

10 frozen

11 flack

12 reflex

16 satinato

29 fumé

30 trasparente

31 extrachiario

32 cincillà

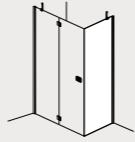
34 stampato c

ricambi-Neverdrop-Spartan  
Spare parts 558

schede rilievo misure  
measurement form 550

schede installazione  
installation form 560

profili speciali  
special profiles 565



incluso included



disponibile available



### Misure standard Standard sizes

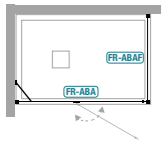
Codice Code	estensibilità extension	Finiture profili Profiles finishing	30
01F120070	67,5-69,5	Tcrom®	---
01F120080	77,5-79,5	Tcrom®	---
01F120090	87,5-89,5	Tcrom®	---

### Misure speciali L Special sizes L

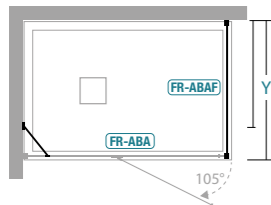
Codice Code	su misura bespoke	Finiture profili Profiles finishing	30
01F129001	29 < L < 60	Tcrom®	---
01F129001	61 < L < 90	Tcrom®	---
01F129001	91 < L < 120	Tcrom®	---

### installazioni

ad angolo corner  
FR-ABAF+FR-ABA



### informazioni



Y lunghezza parete doccia\ shower wall length

### installations

### informations

Y											
67,5-69,5										1	19
77,5-79,5										1	22
87,5-89,5										1	25

### attenzione

incluso: supporto di rinforzo regolabile e snodato in finitura Tcrom®

included: Tcrom® adjustable bar

### warning

specificare se montato a pavimento (vedi ... pag. ...)

specify any floor installation (see ... page ...)

tutti i componenti della parete doccia sono in finitura Tcrom®

all components are in Tcrom® finishing

il prezzo della L speciale va trovato nella tabella Misure speciali L in base alla L della parete doccia

special price for L is to be found in Special sizes L as per L needed size

### Misure speciali Special size

L max 120 cm  
L min 29 cm

### supplementi

Profilo di compensazione 2 cm  
Extension profile 2 cm

37P019219 € ---

### supplements

Sigillante SPARTAN®  
Sealant SPARTAN®

36B010010 € ---

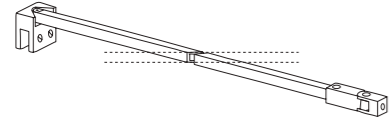
ricambi-Neverdrop-Spartan  
Spare parts 558

schede rilievo misure  
measurement form 550

schede installazione  
installation form 560

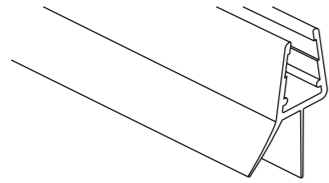
profili speciali  
special profiles 565

## Frigo

Ricambi  
Spare partsSupporto standard vetro-muro L 100 (con deviatore) - Tcrom®  
*Glass-wall standard support L 100 (with div.) - Tcrom®*

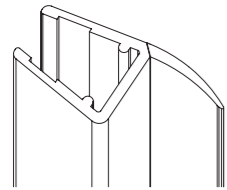
Codice Code	N° pezzi N° pieces
----------------	-----------------------

36S117002	1
-----------	---

Guarnizione doppia aletta L 100  
*Double fin seal L 100*

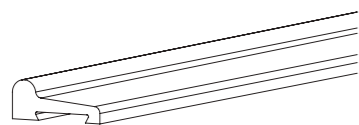
Codice Code	N° pezzi N° pieces
----------------	-----------------------

37R019022	1
-----------	---

Guarnizione verticale pinna parallela L 202  
*Vertical fin seal L 202*


Codice Code	N° pezzi N° pieces
----------------	-----------------------

37R019208	1
-----------	---

Profilo barriera acqua L 77 - Tcrom®  
*Anti-leakage profile L 77 - Tcrom®*

Codice Code	N° pezzi N° pieces
----------------	-----------------------


37R019307	1
-----------	---

Coppia di magneti bipolari 90° L 200  
*2 x Bipolar magnet 90° L 200*

Codice Code	N° pezzi N° pieces
----------------	-----------------------


37R019327	1
-----------	---

## Frigo

Ricambi  
Spare partsCerniere - Tcrom®  
*Hinges - Tcrom®*

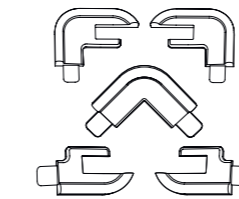
Codice Code	N° pezzi N° pieces
----------------	-----------------------

37R019334	2
-----------	---

Maniglia - Tcrom®  
*Handle - Tcrom®*


Codice Code	N° pezzi N° pieces
----------------	-----------------------

37R019335	1
-----------	---

Raccordi - Tcrom®  
*Connection parts - Tcrom®*


Codice Code	N° pezzi N° pieces
----------------	-----------------------

37R019336	1
-----------	---

Guarnizione per porta  
*Seal for door*

Codice Code	N° pezzi N° pieces
----------------	-----------------------

37R019337	1
-----------	---

Coppia di magneti bipolari 45° L 200  
*2 x Bipolar magnet 45° L 200*

Codice Code	N° pezzi N° pieces
----------------	-----------------------

37R019338	1
-----------	---

# Frigo

Accessori  
Accessories



Art. **36A010004**

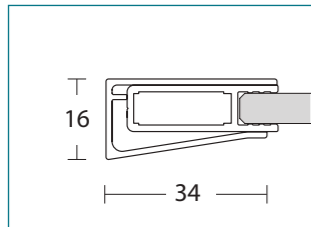
trattamento NEVERDROP®  
treatment NEVERDROP®



Art. **36B010010**

sigillante cristallino SPARTAN®  
sealant SPARTAN®

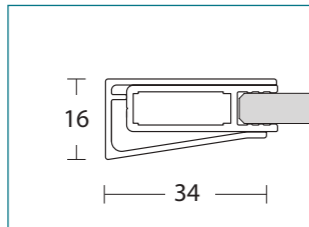
Profili  
Profiles



per/for **FR-PBA - FR-F**

profilo a muro **966** +  
schienale **261**

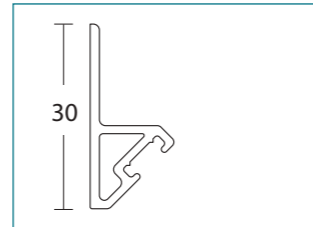
wall profile **966** +  
vertical profile **261**



per/for **FR-ABA**

profilo a muro **966** +  
schienale **261**

wall profile **966** +  
vertical profile **261**



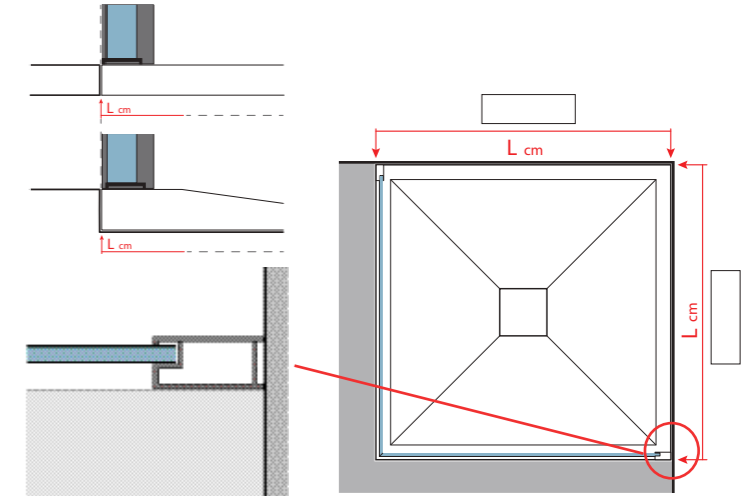

chiusura con magnete **1128**

magnetic closing **1128**

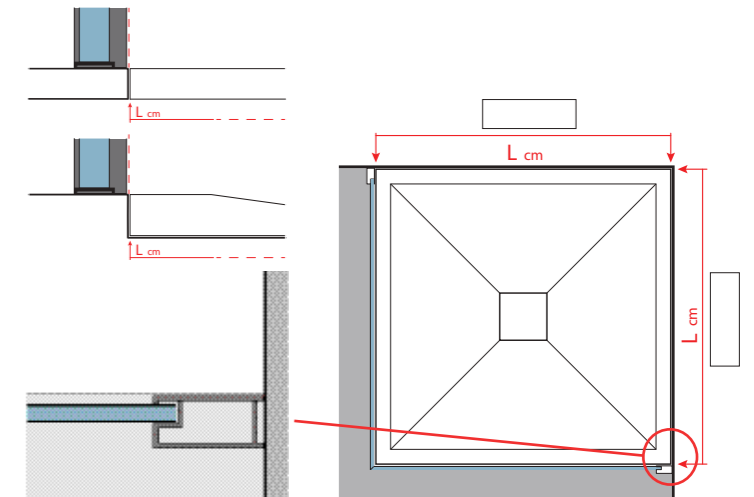
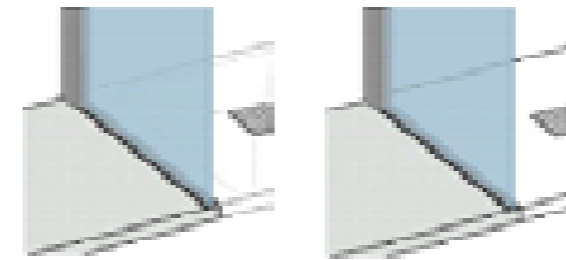
# Frigo

Installazione a pavimento o con piatto doccia incassato a filo pavimento  
Floor installation or with built-in shower tray flush with the floor

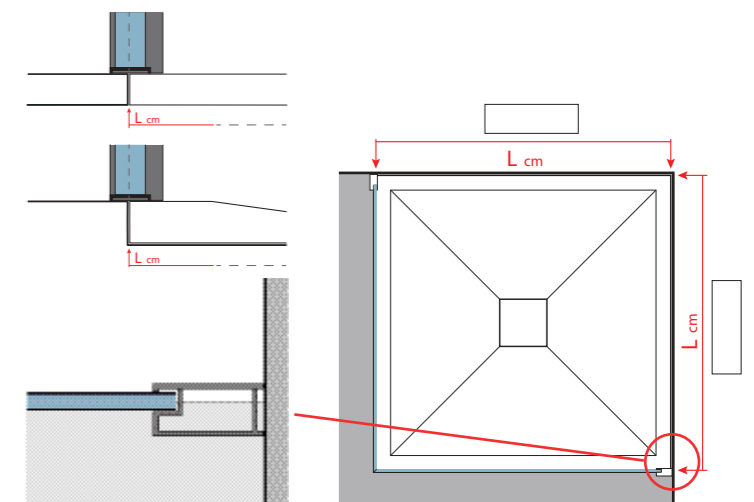
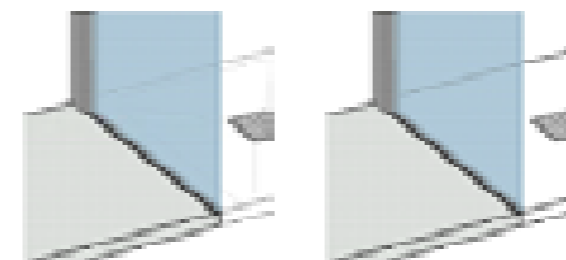
**A1** PROFILO ALL'INTERNO DELLO SPAZIO DOCCIA  
PROFILE INSIDE THE SHOWER AREA



**A2** PROFILO ALL'ESTERNO DELLO SPAZIO DOCCIA  
PROFILE OUTSIDE THE SHOWER AREA



**A3** FUGA A MEZZERIA DEL VETRO  
GLASS OVER THE TILEGROUT



**IMPORTANTE !** In fase d'ordine, se necessario, specificare la tipologia di installazione speciale scelta tra quelle qui rappresentate, es. A1, A2, A3. Prima dell'ordine effettuare il corretto rilievo misure e verificare la perfetta verticalità delle pareti e planarità del piatto doccia o del pavimento. Vedi la sezione "Come si rilevano le misure" a pagina 24.

**IMPORTANT !** When ordering, specify the type of installation i.e.: A1, A2, A3. Before sending the order, take the measurements and check the good levels of walls and tray/floor. See "How to take measurements" section page 24.







CON PROFILO VERTICALE



binario superiore in acciaio inox con regolazione su eccentrico  
 guida di scorrimento inferiore e profilo di tenuta acqua in acciaio inox  
 binario di scorrimento inferiore in acciaio inox

*upper rail in stainless steel with adjustable system  
 lower sliding rail in stainless steel  
 floor rail in stainless steel*

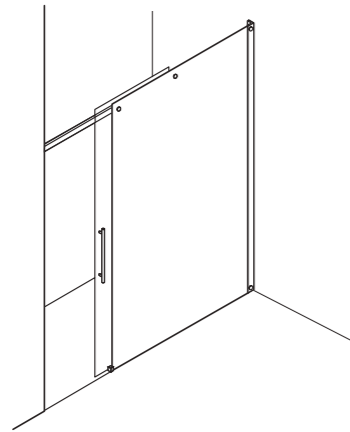


INOX SCROLL





doppia maniglia acciaio inox interna ed esterna, interasse 32 cm  
 stainless steel handle with double knob, interaxe 32 cm



apertura scorrevole  
 sliding door





### CARATTERISTICHE FEATURES

- H cm 200** ALTEZZA PARETI DOCCIA  
SHOWER DOOR HEIGHT
- 8 mm** SPESSORE LASTRA  
GLASS DEPTH
- REV** NON REVERSIBILE  
NON-REVERSIBLE

### INFO TECNICHE TECHNICAL INFORMATION

- REGOLAZIONE FUORI SQUADRO**  
OFF-SQUARE REGULATION
- 2 cm** ESTENSIBILITÀ  
EXSTENSIBILITY
- CHIUSURA AMMORTIZZATA**  
CUSHIONED CLOSURE
- GUARNIZIONE PALLONCINO**  
BALLOON SEAL
- MANIGLIA ESTERNA / INTERNA**  
EXTERNAL HANDLE / INTERNAL
- NEVERDROP®** TRATTAMENTO NEVERDROP®  
NEVERDROP® TREATMENT
- MISURE SPECIALI**  
SPECIAL SIZES

### Finiture profili

INOX




25  
Inox

### Profiles finishing

### Vetri



30  
Trasparente



29  
Fumè

### Glasses

### Decografia



0A/1A  
Optical nero  
Trasparente/Fumè



0B/1B  
Optical bianco  
Trasparente/Fumè

### Decoprinting



0E/1E  
Terra nero  
Trasparente/Fumè




0F/1F  
Terra bianco  
Trasparente/Fumè

## installazioni previste allowed installations

### in nicchia


IS-PSC



### niche

### ad angolo

IS-PSC + IS-F



### corner

### importante



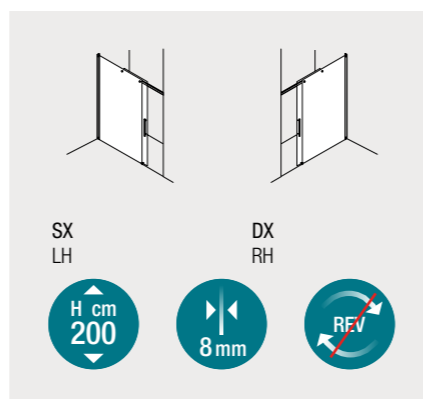
ordini per pareti doccia speciali inoltrati senza relativo disegno **NON** vengono prodotti

### important

orders for special shower walls forwarded without related design are **NOT** produced

# Scroll

Parete doccia con porta scorrevole  
Sliding door



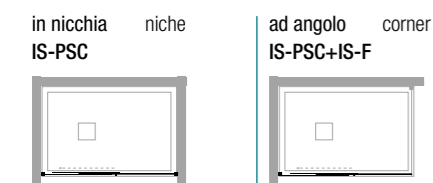
# IS-PSC

INSTALLAZIONE IN NICCHIA O AD ANGOLO  
NICHE OR CORNER INSTALLATION

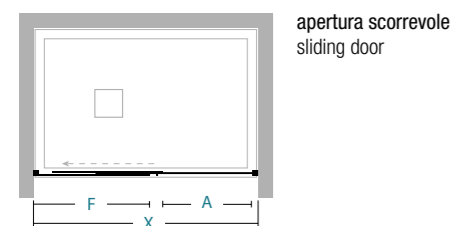
Misure standard			Standard sizes		
Codice SX LH Code	Codice DX RH Code	estensibilità extension	Finiture profili Profiles finishing	30	29
07P130090	07P120090	90-92	inox	---	---
07P130100	07P120100	98-100	inox	---	---
07P130110	07P120110	108-110	inox	---	---
07P130120	07P120120	118-120	inox	---	---
07P130130	07P120130	128-130	inox	---	---
07P130140	07P120140	138-140	inox	---	---
07P130150	07P120150	148-150	inox	---	---
07P130160	07P120160	158-160	inox	---	---
07P130170	07P120170	168-170	inox	---	---
07P130180	07P120180	178-180	inox	---	---

Misure speciali L			Special sizes L		
Codice SX LH Code	Codice DX RH Code	estensibilità extension	Finiture profili Profiles finishing	30	29
07P139001	07P129001	90 < L < 120	inox	---	---
07P139001	07P129001	121 < L < 140	inox	---	---
07P139001	07P129001	141 < L < 160	inox	---	---
07P139001	07P129001	161 < L < 210	inox	---	---

## installazioni



## informazioni



X lunghezza parete doccia \ shower wall length  
A spazio d'entrata \ entrance space  
F lunghezza lato fisso \ fixed side length

X	A	F								
90-92	37	44							2	47
98-100	37	54							2	50
108-110	37	64							2	55
118-120	50	59							2	59
128-130	50	69							2	63
138-140	61	68							2	68
148-150	61	78							2	72
158-160	61	88							2	76
168-170	61	98							2	81
178-180	61	108							2	85

## attenzione

Optical e Terra - decografia per: vetro Trasparente, Misure standard e speciali, max 135 cm L

Optical and Terra - decoprinting for: glass Trasparente, Standard and Special sizes, max 135 cm L

## warning

tutti i componenti della parete doccia sono in finitura inox

all components are in inox finishing

il prezzo della L speciale va trovato nella tabella Misure speciali L in base alla L della parete doccia

special price for L is to be found in Special sizes L as per L needed size

Misure speciali Special size											
L min	90 cm									ricambi-Neverdrop-Spartan Spare parts	558
L max	210 cm									schede rilievo misure measurement form	550

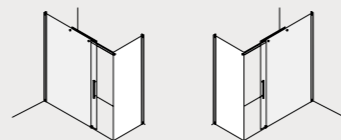
## supplementi

Profilo di compensazione 1 cm Extension profile 1 cm	Decografia Decoprinting	Sigillante SPARTAN® Sealant SPARTAN®									
35A070200	€ ---	per codice for code	€ 71	36B010010	€ ---					schede installazione installation form	560
										profili speciali special profiles	565

05 acrilico satin   06 atelier   10 frozen   11 flack   12 reflex   16 satinato   29 fumé   30 trasparente   31 extrachiario   32 cincillà   34 stampato c

# Scroll

Parete doccia fissa di profondità  
Fixed panel



SX  
LH

DX  
RH



incluso

included



disponibile

available

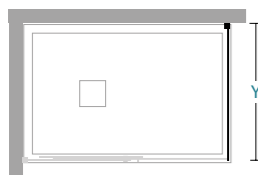


## installazioni

ad angolo corner  
IS-F+IS-PSC



## informazioni



Y lunghezza parete doccia\ shower wall length

## installations

## informations

Y									
69-71								1	35
77-79								1	39
87-89								1	43
97-99								1	47

# IS-F

INSTALLAZIONE AD ANGOLO  
CORNER INSTALLATION

## Misure standard

Standard sizes

Codice SX LH Code	Codice DX RH Code	estensibilità extension	Finiture profili Profiles finishing	30	29
07F210070	07F200070	69-71	inox	---	---
07F210080	07F200080	77-79	inox	---	---
07F210090	07F200090	87-89	inox	---	---
07F210100	07F200100	97-99	inox	---	---

## Misure speciali L

Special sizes L

Codice SX LH Code	Codice DX RH Code	estensibilità extension	Finiture profili Profiles finishing	30	29
07F219001	07F209001	33 < L < 60	inox	---	---
07F219001	07F209001	61 < L < 80	inox	---	---
07F219001	07F209001	81 < L < 100	inox	---	---
07F219001	07F209001	101 < L < 120	inox	---	---

## attenzione

Optical e Terra - decografia per: vetro Trasparente, Misure standard e speciali, max 135 cm L

Optical and Terra - decoprinting for: glass Trasparente, Standard and Special sizes, max 135 cm L

## warning

specificare se montato a pavimento (vedi ... pag. ...)

specify any floor installation (see ... page ...)

tutti i componenti della parete doccia sono in finitura inox

all components are in inox finishing

il prezzo della L speciale va trovato nella tabella Misure speciali L in base alla L della parete doccia

special price for L is to be found in Special sizes L as per L needed size

Misure speciali  
Special size

L min 34 cm  
L max 120 cm

ricambi-Neverdrop-Spartan  
Spare parts 558

schede rilievo misure  
measurement form 550

schede installazione  
installation form 560

profili speciali  
special profiles 565

## supplementi

Profilo di compensazione 1 cm  
Extension profile 1 cm

€ --- per codice for code

35A070200

## supplements

Decografia  
Decoprinting

€ 36

36B010010

Sigillante SPARTAN®  
Sealant SPARTAN®

€ ---

---

05  
acrilico satin

06  
atelier

10  
frozen

11  
flack

12  
reflex

16  
satinato

29  
fumé

30  
trasparente

31  
extrachiaro

32  
cincillà

34  
stampato c



Pablo Picasso,  
Guernica,  
1937,  
olio su tela



CON PROFILO VERTICALE

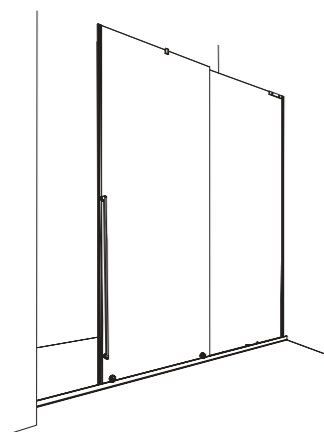
INOX RAIL



maniglia inox con doppio pomolo interno, interasse 85 cm  
fissaggio a muro in acciaio inox con presa su lastra fissa  
sistema di guida centrale e sostegno lastra in acciaio inox

*stainless steel handle with double knob, interaxe 85 cm  
stainless steel wall profile  
central guiding block and stainless steel support*





apertura scorrevole  
sliding door









**CARATTERISTICHE**  
FEATURES

**H cm 201,5**  
ALTEZZA PARETI DOCCIA  
SHOWER DOOR HEIGHT

**8 mm**  
SPESSORE LASTRA  
GLASS DEPTH

**REV**  
NON REVERSIBILE  
NON-REVERSIBLE

**INFO TECNICHE**  
TECHNICAL INFORMATION

**M**  
MODELLO SU MISURA  
MADE TO MEASURE MODEL

**B**  
PARACOLPI  
BUMPERS

**M**  
MANIGLIA ESTERNA / POMOLO  
INTERNO  
EXTERNAL HANDLE / INTERNAL POMMEL

**NEVERDROP®**  
TRATTAMENTO NEVERDROP®  
NEVERDROP® TREATMENT

**Finiture profili**

**Profiles finishing**

**INOX**



25  
Inox

**Vetri**

**Glasses**



30  
Traspante

**Decografia**

**Decoprinting**



0A  
Optical nero  
Traspante



0B  
Optical bianco  
Traspante



0E  
Terra nero  
Traspante

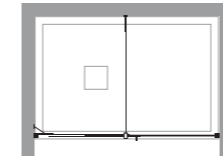


0F  
Terra bianco  
Traspante

**in nicchia**

**niche**

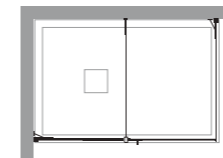
IR-PSC



**ad angolo**

**corner**

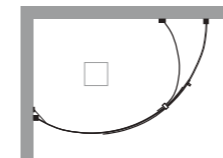
IR-ASC



**semicircolari**

**quadrant**

IR-TSC

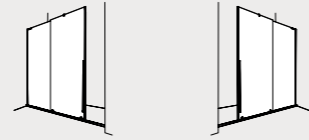


**importante**

**important**

Rail è una serie inox realizzata su misura

Rail is bespoke inox serie



SX  
LH

DX  
RH



incluso

included



disponibile

available

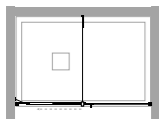


### Misure speciali L / H Special sizes L / H

Codice SX LH Code	Codice DX RH Code	su misura bespoke	Finiture profili Profiles finishing	30
09P019001	09P029001	100-119	inox	---
09P019002	09P029002	120-139	inox	---
09P019003	09P029003	140-159	inox	---
09P019004	09P029004	160-180	inox	---

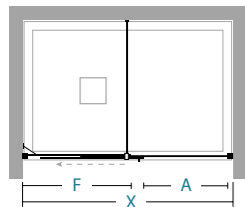
### installazioni

in nicchia niche  
IR-PSC



### installations

### informazioni



apertura scorrevole  
sliding door

### informations

X	A	F								
100-119	44	50-70							3	54
120-139	54	60-80							3	63
140-159	64	70-90							3	71
160-180	64	90-110							3	80

X lunghezza parete doccia\ shower wall length  
A spazio d'entrata\ entrance space  
F lunghezza lato fisso\ fixed side length

### attenzione

incluso: supporto angolare di rinforzo e fissaggio in finitura inox

incluso: corner bar + inox fixed finishing

### warning

incluso: tirante angolare in finitura inox

included: corner bar inox finishing

tutti i componenti della parete doccia sono in finitura inox

all components are in inox finishing

Optical e Terra - decografia per: vetro trasparente; max 135 cm L

Optical and Terra - decoprinting for: glass Trasparente, max 135 cm L

### supplementi

Decografia  
Decoprinting

Sigillante SPARTAN®  
Sealant SPARTAN®

per codice  
for code

€ 71 36B010010

### supplements

€

05 acrilico satin 06 atelier 10 frozen 11 flack 12 reflex 16 satinato 29 fumé 30 trasparente 31 extrachiaro 32 cincilla 34 stampato c

ricambi-Neverdrop-Spartan  
Spare parts 558

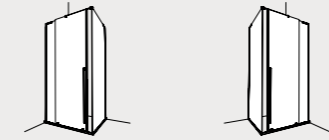
schede rilievo misure  
measurement form 550

schede installazione  
installation form 560

profili speciali  
special profiles 565

# Rail

Parete doccia con porta scorrevole e fisso di profondità  
Corner shower enclosure with sliding door and side fixed panel



SX  
LH

DX  
RH



incluso

included



disponibile

available



# IR-ASC

INSTALLAZIONE AD ANGOLO  
CORNER INSTALLATION

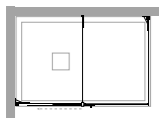
Misure speciali L / H Special sizes L / H

Codice SX LH Code	Codice DX RH Code	su misura bespoke	Finiture profili Profiles finishing	30
09A019001	09A029001	100-119X70-90	inox	---
09A019002	09A029002	120-139X70-90	inox	---
09A019003	09A029003	140-159X70-90	inox	---
09A019004	09A029004	160-180X70-90	inox	---

installazioni

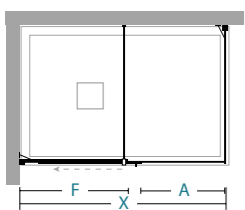
installations

ad angolo corner  
IR-ASC



informazioni

informations



apertura scorrevole  
sliding door

X	Y	A	F							
100-119	70-90	42	50-70							
120-139	70-90	52	60-80							
140-159	70-90	62	70-90							
160-180	70-90	62	90-110							

X/Y lunghezza parete doccia\ shower wall length  
A spazio d'entrata\ entrance space  
F lunghezza lato fisso\ fixed side length

attenzione

warning

incluso: supporto angolare di rinforzo e fissaggio in finitura inox

incluso: tirante angolare in finitura inox

tutti i componenti della parete doccia sono in finitura inox

Optical e Terra - decografia per: vetro trasparente; max 135 cm L

incluso: corner bar + inox fixed finishing

included: corner bar inox finishing

all components are in inox finishing

Optical and Terra - decoprinting for: glass Trasparente, max 135 cm L

supplementi

supplements

Decografia  
Decoprinting

Sigillante SPARTAN®  
Sealant SPARTAN®

per codice  
for code

€

107

36B010010

€

---

ricambi-Neverdrop-Spartan  
Spare parts 558

schede rilievo misure  
measurement form 550

schede installazione  
installation form 560

profili speciali  
special profiles 565

05  
acrilico satin

06  
atelier

10  
frozen

11  
flack

12  
reflex

16  
satinato

29  
fume

30  
trasparente

31  
extrachiario

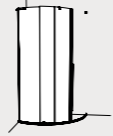
32  
cincilla

34  
stampato c

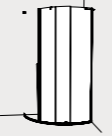
# Rail

Parete doccia semicircolare con porta scorrevole  
Quadrant shower enclosure with sliding door







SX  
LH




DX  
RH



H cm  
201,5








8 mm




RFEV

incluso      included

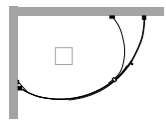



disponibile      available



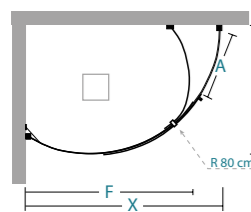
## installazioni

ad angolo    corner  
IR-TSC



## installations

## informazioni



apertura scorrevole  
sliding door

## informations

X	Y	A	F						
100	100	58	85					3	80
120	80	55	90					3	80

X/Y    lunghezza parete doccia\ shower wall length  
A      spazio d'entrata\ entrance space  
F      lunghezza lato fisso\ fixed side length

# IR-TSC

INSTALLAZIONE AD ANGOLO  
CORNER INSTALLATION

## Misure speciali L      Special sizes L

Codice SX LH Code	Codice DX RH Code	su misura bespoke	Finiture profili Profiles finishing	30
09T010001	09T010002	100X100	inox	---
09T010003	09T010004	120X80	inox	---

## attenzione

raggio di curvatura 80 cm

curve radius 80 cm

## warning

incluso: supporto angolare di rinforzo e fissaggio in finitura inox

incluso: corner bar + inox fixed finishing

incluso: tirante angolare in finitura inox

included: corner bar inox finishing

tutti i componenti della parete doccia sono in finitura inox

all components are in inox finishing

## supplementi

Sigillante SPARTAN®  
Sealant SPARTAN®

36B010010

€

---

## supplements

ricambi-Neverdrop-Spartan  
Spare parts      558

schede rilievo misure  
measurement form      550

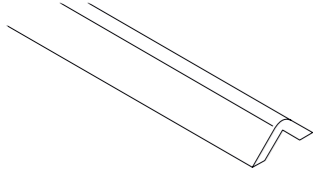
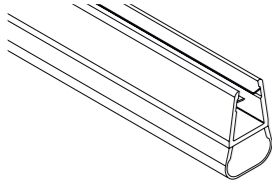

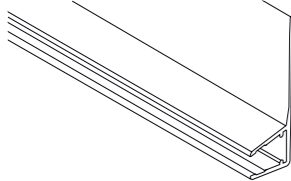
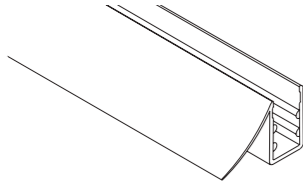
schede installazione  
installation form      560

profili speciali  
special profiles      565

**05** acrilico satin    **06** atelier    **10** frozen    **11** flack    **12** reflex    **16** satinato    **29** fumé    **30** trasparente    **31** extrachiario    **32** cincillà    **34** stampato c




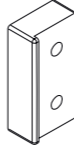
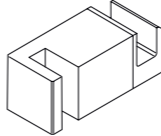
# Scroll/Rail

Ricambi  
Spare parts

	<p>Profilo barriera acqua per Scroll L 70 - Inox <i>Anti-leakage profile for Scroll L 70 - Inox</i></p> <table border="1"> <thead> <tr> <th>Codice Code</th> <th>N° pezzi N° pieces</th> </tr> </thead> <tbody> <tr> <td>37P646001</td> <td>1</td> </tr> </tbody> </table>	Codice Code	N° pezzi N° pieces	37P646001	1
Codice Code	N° pezzi N° pieces				
37P646001	1				
	<p>Guarnizione verticale palloncino L 210 <i>Vertical tubular seal L 210</i></p> <table border="1"> <thead> <tr> <th>Codice Code</th> <th>N° pezzi N° pieces</th> </tr> </thead> <tbody> <tr> <td>37R019115</td> <td>1</td> </tr> </tbody> </table>	Codice Code	N° pezzi N° pieces	37R019115	1
Codice Code	N° pezzi N° pieces				
37R019115	1				
	<p>Maniglia per Scroll - Inox <i>Stainless steel handle for Scroll - Inox</i></p> <table border="1"> <thead> <tr> <th>Codice Code</th> <th>N° pezzi N° pieces</th> </tr> </thead> <tbody> <tr> <td>37R019117</td> <td>1</td> </tr> </tbody> </table>	Codice Code	N° pezzi N° pieces	37R019117	1
Codice Code	N° pezzi N° pieces				
37R019117	1				
	<p>Guarnizione verticale pinna 30 per Scroll L 200 <i>Vertical fin seal 30 mm for Scroll L 200</i></p> <table border="1"> <thead> <tr> <th>Codice Code</th> <th>N° pezzi N° pieces</th> </tr> </thead> <tbody> <tr> <td>37R019124</td> <td>1</td> </tr> </tbody> </table>	Codice Code	N° pezzi N° pieces	37R019124	1
Codice Code	N° pezzi N° pieces				
37R019124	1				
	<p>Guarnizione inferiore porta L 75 <i>Lower seal for door L 75</i></p> <table border="1"> <thead> <tr> <th>Codice Code</th> <th>N° pezzi N° pieces</th> </tr> </thead> <tbody> <tr> <td>37R019186</td> <td>1</td> </tr> </tbody> </table>	Codice Code	N° pezzi N° pieces	37R019186	1
Codice Code	N° pezzi N° pieces				
37R019186	1				

# Scroll/Rail

Ricambi  
Spare parts

	<p>Ghiere fissaggio profilo muro - Inox <i>Locking rings for wall profile fixing - Inox</i></p> <table border="1"> <thead> <tr> <th>Codice Code</th> <th>N° pezzi N° pieces</th> </tr> </thead> <tbody> <tr> <td>37R019188</td> <td>2</td> </tr> </tbody> </table>	Codice Code	N° pezzi N° pieces	37R019188	2
Codice Code	N° pezzi N° pieces				
37R019188	2				
	<p>Ghiere fissaggio barra/vetro - Inox <i>Locking rings for bar/glass fixing - Inox</i></p> <table border="1"> <thead> <tr> <th>Codice Code</th> <th>N° pezzi N° pieces</th> </tr> </thead> <tbody> <tr> <td>37R019189</td> <td>2</td> </tr> </tbody> </table>	Codice Code	N° pezzi N° pieces	37R019189	2
Codice Code	N° pezzi N° pieces				
37R019189	2				
	<p>Gruppo scorrimento per Scroll - Inox <i>Sliding kit for Scroll - Inox</i></p> <table border="1"> <thead> <tr> <th>Codice Code</th> <th>N° pezzi N° pieces</th> </tr> </thead> <tbody> <tr> <td>37R019190</td> <td>2</td> </tr> </tbody> </table>	Codice Code	N° pezzi N° pieces	37R019190	2
Codice Code	N° pezzi N° pieces				
37R019190	2				
	<p>Distanziale per IS-PSC - Inox <i>Spacer for IS-PSC - Inox</i></p> <table border="1"> <thead> <tr> <th>Codice Code</th> <th>N° pezzi N° pieces</th> </tr> </thead> <tbody> <tr> <td>37R019191</td> <td>1</td> </tr> </tbody> </table>	Codice Code	N° pezzi N° pieces	37R019191	1
Codice Code	N° pezzi N° pieces				
37R019191	1				
	<p>Guida inferiore - Inox <i>Lower guide for Scroll - Inox</i></p> <table border="1"> <thead> <tr> <th>Codice Code</th> <th>N° pezzi N° pieces</th> </tr> </thead> <tbody> <tr> <td>37R019192</td> <td>1</td> </tr> </tbody> </table>	Codice Code	N° pezzi N° pieces	37R019192	1
Codice Code	N° pezzi N° pieces				
37R019192	1				

# Scroll/Rail

Accessori  
Accessories



Art. **36A010004**

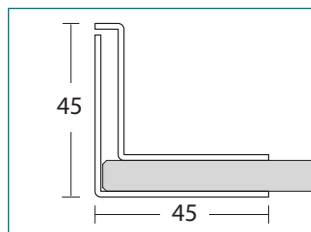
trattamento NEVERDROP®  
treatment NEVERDROP®



Art. **36B010010**

sigillante cristallino SPARTAN®  
sealant SPARTAN®

Profili  
Profiles



per/for **IS-PSC + IS-F**

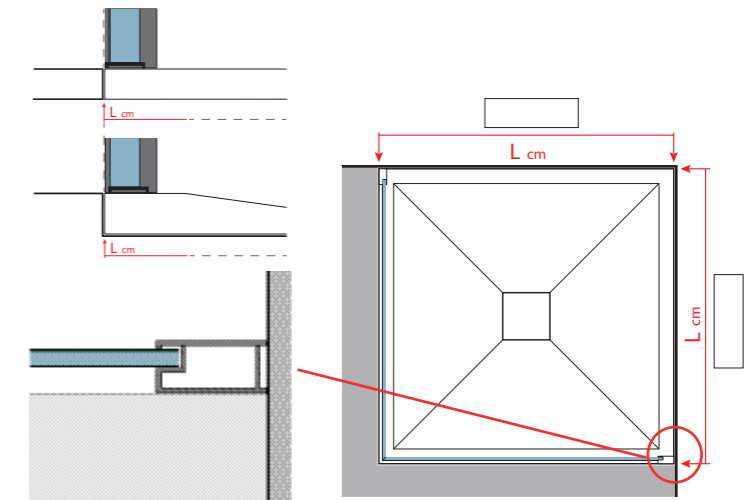
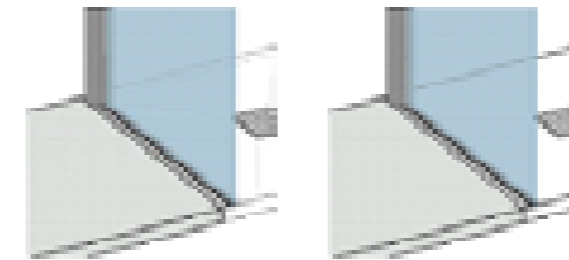
profilo a muro **613** + profilo  
verticale **614**

wall profile **613** + vertical profile  
**614**

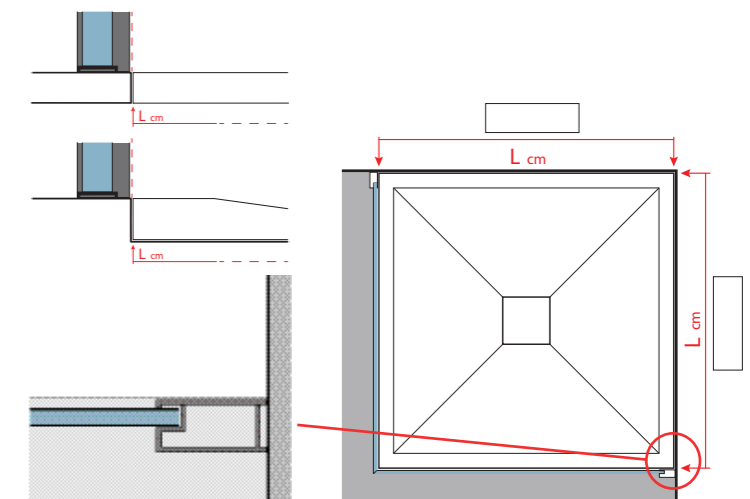

# Scroll/Rail

Installazione a pavimento o con piatto doccia incassato a filo pavimento  
Floor installation or with built-in shower tray flush with the floor

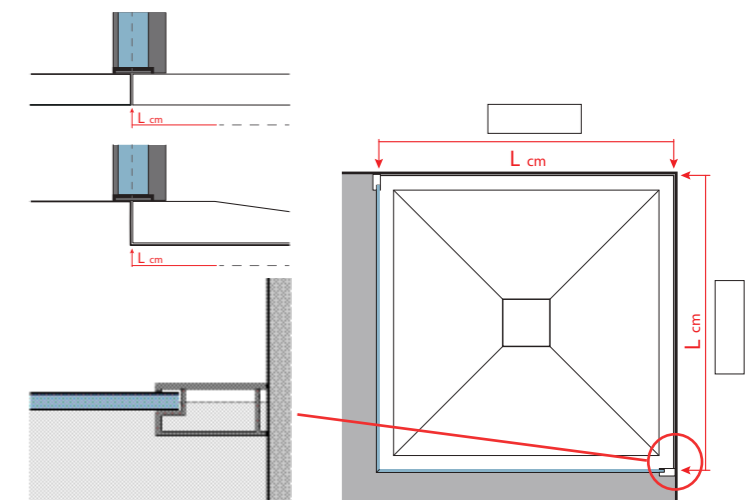
**A1** PROFILO ALL'INTERNO DELLO SPAZIO DOCCIA  
PROFILE INSIDE THE SHOWER AREA



**A2** PROFILO ALL'ESTERNO DELLO SPAZIO DOCCIA  
PROFILE OUTSIDE THE SHOWER AREA



**A3** FUGA A MEZZERIA DEL VETRO  
GLASS OVER THE TILEGROUT



**IMPORTANTE !** In fase d'ordine, se necessario, specificare la tipologia di installazione speciale scelta tra quelle qui rappresentate, es. A1, A2, A3.  
Prima dell'ordine effettuare il corretto rilievo misure e verificare la perfetta verticalità delle pareti e planarità del piatto doccia o del pavimento.  
Vedi la sezione "Come si rilevano le misure" a pagina 24.

**IMPORTANT !** When ordering, specify the type of installation i.e.: A1, A2, A3.  
Before sending the order, take the measurements and check the good levels of walls and tray/floor.  
See "How to take measurements" section page 24.



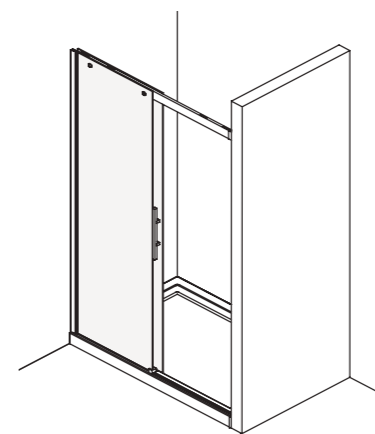


Pablo Picasso, Artwork villages, olio su tela






CON PROFILO VERTICALE



apertura scorrevole  
sliding door



PLUMA EVO



doppia maniglia esterna / interna interasse 32 cm  
giunto per angolo con fissaggio a 45° ed elemento centrale  
spostamento dell'anta per una migliore pulizia  
barra di sostegno registrabile per la massima stabilità  
guida inferiore con sistema per sgancio facilitato dell'anta

*double external / internal handle interaxe 32 cm  
corner connection with 45° fixing and central element  
unlockable door for easy cleaning  
adjustable support for maximum stability  
floor rail with quick unlock system*







### CARATTERISTICHE FEATURES

- H cm 200** ALTEZZA PARETI DOCCIA  
SHOWER DOOR HEIGHT
- SP mm** SPESSORE LASTRA 6/8  
GLASS DEPTH 6/8
- REV** NON REVERSIBILE  
NON-REVERSIBLE

### INFO TECNICHE TECHNICAL INFORMATION

- REGOLAZIONE FUORI SQUADRO**  
OFF-SQUARE REGULATION
- EST cm** ESTENSIBILITÀ 2/4  
EXSTENSIBILITY 2/4
- SGANCIO RAPIDO**  
QUICK-RELEASE
- PROFILO TENUTA ACQUA BASSO**  
LOW SEAL WATER PROFILE
- PROFILO TENUTA ACQUA ALTO**  
HIGH SEAL WATER PROFILE
- SISTEMA SOFT-CLOSE**  
SOFT-CLOSE SYSTEM
- 2 cm** PROFILO DI COMPENSAZIONE  
COMPENSATOR PROFILE
- MANIGLIE ESTERNA / INTERNA**  
EXTERNAL / INTERNAL HANDLES
- NEVERDROP®** TRATTAMENTO NEVERDROP®  
NEVERDROP® TREATMENT
- MISURE SPECIALI**  
SPECIAL SIZES

### Finiture profili

#### COLORE



Colori /Tcrom®  
Nero/Bianco Totale


### Profiles finishing

#### ABITAT



27 Tcrom®  
21 Tinox®  
22 Tbronz®

#### VOGUE



61 Orosatinato  
62 Ororosa  
63 Cromonero  
Colori Totale

### Vetri



30 Trasparente  
12 Reflex

### Glasses

### Decografia



0A Optical nero Trasparente  
0B Optical bianco Trasparente

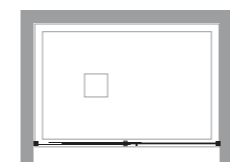
### Decoprinting



0E Terra nero Trasparente  
0F Terra bianco Trasparente


### in nicchia

PL-PSC



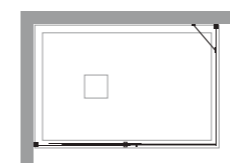
### niche

PL-PSC2



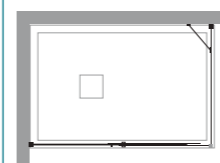
### ad angolo

PL-PSCF+PL-F




### corner


PL-PSC+PL-FA



PL-PSC2+PL-FA

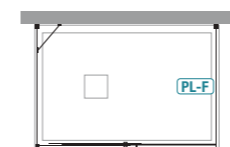


2xPL-ASC



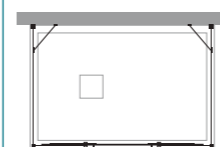
### a tre lati

PL-PSC+PL-F+PL-FA

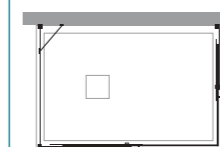


### three sides

PL-PSC2+2xPL-FA



2xPL-ASC+PL-FA



### importante

per installazioni a tre lati richiedere fattibilità all'ufficio tecnico TDA. Alcune configurazioni necessitano di elementi aggiuntivi

contact TDA technical office for three side installation. Some configurations require additional elements

### important

ordini per pareti doccia speciali inoltrati senza relativo disegno **NON** vengono prodotti

orders for special shower walls forwarded without related design are **NOT** produced

# Pluma Evo

Parete doccia con porta scorrevole  
Sliding door





SX  
LH



DX  
RH



H cm  
200



6&8  
mm



REV

**incluso**      **included**












**disponibile**      **available**





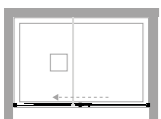
## PL-PSC

INSTALLAZIONE IN NICCHIA, AD ANGOLO O A TRE LATI  
NICHE, CORNER OR THREE SIDES INSTALLATION

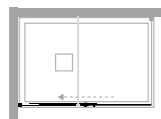
Misure standard			Standard sizes		
Codice SX LH Code	Codice DX RH Code	estensibilità extension	Finiture profili Profiles finishing	30	12
07P450100	07P440100	95-99	colore	---	---
			abitat	■	---
			vogue	---	---
07P450110	07P440110	105-109	colore	---	---
			abitat	---	---
			vogue	---	---
07P450120	07P440120	115-119	colore	---	---
			abitat	■	---
			vogue	---	---
07P450130	07P440130	125-129	colore	---	---
			abitat	---	---
			vogue	---	---
07P450140	07P440140	135-139	colore	---	---
			abitat	■	---
			vogue	---	---
07P450150	07P440150	145-149	colore	---	---
			abitat	---	---
			vogue	---	---
07P450160	07P440160	155-159	colore	---	---
			abitat	■	---
			vogue	---	---
07P450170	07P440170	165-169	colore	---	---
			abitat	---	---
			vogue	---	---
07P450180	07P440180	175-179	colore	---	---
			abitat	---	---
			vogue	---	---

### installazioni

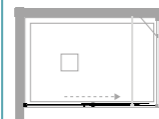
in nicchia    niche  
PL-PSC



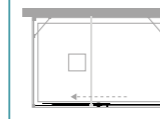
ad angolo    corner  
PL-PSC+PL-F



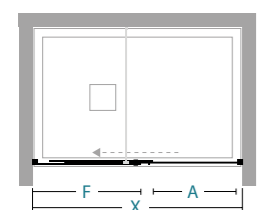
ad angolo    corner  
PL-PSC+PL-FA





a tre lati    three sides  
PL-PSC+PL-F+PL-FA



### informazioni



apertura scorrevole  
sliding door

	X	A	F						
95-99	41	48						2	43
105-109	41	58						2	46
115-119	51	58						2	50
125-129	51	68						2	54
135-139	61	68						2	59
145-149	61	78						2	62
155-159	66	83						2	66
165-169	66	93						2	69
175-179	66	103						2	72

X lunghezza parete doccia\ shower wall length  
A spazio d'entrata\ entrance space  
F lunghezza lato fisso\ fixed side length

Misure speciali L / H			Special sizes L / H		
Codice SX LH Code	Codice DX RH Code	su misura bespoke	Finiture profili Profiles finishing	30	12
07P459001	07P449001	95 < L < 120	colore	---	---
			abitat	---	---
			vogue	---	---
07P459001	07P449001	121 < L < 140	colore	---	---
			abitat	---	---
			vogue	---	---
07P459001	07P449001	141 < L < 160	colore	---	---
			abitat	---	---
			vogue	---	---
07P459001	07P449001	161 < L < 180	colore	---	---
			abitat	---	---
			vogue	---	---
07P459001	07P449001	181 < L < 200	colore	---	---
			abitat	---	---
			vogue	---	---
07P459001	07P449001	201 < L < 220	colore	---	---
			abitat	---	---
			vogue	---	---
07P459001	07P449001	221 < L < 240	colore	---	---
			abitat	---	---
			vogue	---	---

# Pluma Evo

Parete doccia fissa di profondità  
Fixed panel






SX  
LH




DX  
RH



H cm  
200



6 mm



REV

**incluso**      **included**



2 cm



2 cm




NEVERDROP



L/H

**disponibile**      **available**





**attenzione**

profilo tenuta acqua alto per installazioni a pavimento, per piatto doccia installato a filo pavimento o senza bordi

high sealed profile for floor installation and ultra flat shower tray

**warning**

incluso: tirante di rinforzo lineare nei modelli da L 160 cm. Foro di fissaggio già predisposto sul binario

included: linear bar to wall for 160 cm L. Standard fixing hole on the bar

il binario di scorrimento non copre la larghezza da muro a muro nelle dimensioni 110, 130 150, 170 e 180 cm L

sliding rail does not fit niches 110, 130, 150, 170 and 180 cm L

vetro temperato di sicurezza spessore 8 mm per la porta e spessore 6 mm per il fisso

tempered glass 8 mm thick for the door and 6 mm for fixed part

Optical e Terra - decografia per: vetro Trasparente, Misure standard e speciali, max 135 cm L

Optical and Terra - decoprinting for: glass Trasparente, Standard and Special sizes, max 135 cm L

il prezzo della H speciale va trovato nella tabella Misure speciali L / H in base alla L della parete doccia

special price for H is to be found in Special sizes L / H as per L needed size

Misure speciali Special size	Disponibilità Availability	ricambi-Neverdrop-Spartan Spare parts
H max 210 cm	■ STOCK	558
L min 95 cm		schede rilievo misure measurement form 550
L max 240 cm		schede installazione installation form 560

supplementi Supplements	Decografia Decoprinting	Sigillante SPARTAN® Sealant SPARTAN®	profili speciali special profiles
Profilo magnetico di chiusura Magnetic closure profile			565
37P061293	€ --- per codice for code	€ 71 36B010010	---

- 05** acrilico satin
- 06** atelier
- 10** frozen
- 11** flack
- 12** reflex
- 16** satinato
- 29** fumé
- 30** trasparente
- 31** extrachiaro
- 32** cincilla
- 34** stampato c

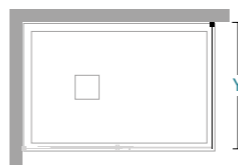
**installazioni**

ad angolo corner  
PL-F+PL-PSC





**installations**

**informazioni**



**informations**

Y											
67-69										1	24
72-74										1	26
77-79										1	28
82-84										1	30
87-89										1	32

Y lunghezza parete doccia\ shower wall length

Misure standard

Standard sizes

Codice SX LH Code	Codice DX RH Code	estensibilità extension	Finiture profili Profiles finishing	30	16	29	12	11
07F450070	07F460070	67-69	colore	---	---	---	---	---
			abitat	■	---	---	---	---
			vogue	---	---	---	---	---
07F450075	07F460075	72-74	colore	---	---	---	---	---
			abitat	■	---	---	---	---
			vogue	---	---	---	---	---
07F450080	07F460080	77-79	colore	---	---	---	---	---
			abitat	■	---	---	---	---
			vogue	---	---	---	---	---
07F450085	07F460085	82-84	colore	---	---	---	---	---
			abitat	■	---	---	---	---
			vogue	---	---	---	---	---
07F450090	07F460090	87-89	colore	---	---	---	---	---
			abitat	■	---	---	---	---
			vogue	---	---	---	---	---

Misure speciali L / H

Special sizes L / H

Codice SX LH Code	Codice DX RH Code	su misura bespoke	Finiture profili Profiles finishing	30	16	29	12
07F459001	07F469001	12 < L < 60	colore	---	---	---	---
			abitat	---	---	---	---
			vogue	---	---	---	---
07F459001	07F469001	61 < L < 80	colore	---	---	---	---
			abitat	---	---	---	---
			vogue	---	---	---	---
07F459001	07F469001	81 < L < 100	colore	---	---	---	---
			abitat	---	---	---	---
			vogue	---	---	---	---
07F459001	07F469001	101 < L < 120	colore	---	---	---	---
			abitat	---	---	---	---
			vogue	---	---	---	---

attenzione

Optical e Terra - decografia per: vetro Trasparente, Misure standard e speciali, max 135 cm L

Optical and Terra - decoprinting for: glass Trasparente, Standard and Special sizes, max 135 cm L

warning

specificare se montato a pavimento (vedi ... pag. ...)

specify any floor installation (see ... page ...)

il prezzo della H speciale va trovato nella tabella Misure speciali L / H in base alla L della parete doccia

special price for H is to be found in Special sizes L / H as per L needed size

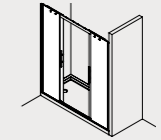
Misure speciali Special size	Disponibilità Availability	ricambi-Neverdrop-Spartan Spare parts
H max 210 cm	■ STOCK	558
L min 12 cm		schede rilievo misure measurement form 550
L max 120 cm		schede installazione installation form 560

supplementi

supplements

Decografia Decoprinting	Sigillante SPARTAN® Sealant SPARTAN®	profili speciali special profiles
per codice for code	€ 36 36B010010	€ ---

05	06	10	11	12	16	29	30	31	32	34
acrilico satin	atelier	frozen	flack	reflex	satinato	fumé	trasparente	extrachiaro	cincilla	stampato c



incluso

included



disponibile

available



installazioni

installations

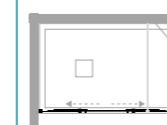
in nicchia niche

PL-PSC2



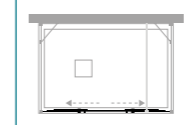
ad angolo corner

PL-PSC2+PL-FA



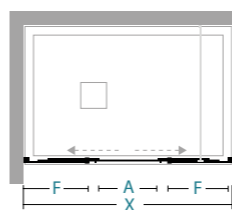
a tre lati three sides

PL-PSC2+2xPL-FA



informazioni

informations



apertura scorrevole  
sliding door

X	A	F								
136-140	52	36							2	59
146-150	52	41							2	62
156-160	66	39							2	68
166-170	66	44							2	71
176-180	66	49							2	74

X lunghezza parete doccia\ shower wall length  
A spazio d'entrata\ entrance space  
F lunghezza lato fisso\ fixed side length



## Misure standard

## Standard sizes

Codice Code	estensibilità extension	Finiture profili Profiles finishing	30	12
07P460140	136-140	colore	---	---
		abitat	---	---
		vogue	---	---
07P460150	146-150	colore	---	---
		abitat	---	---
		vogue	---	---
07P460160	156-160	colore	---	---
		abitat	---	---
		vogue	---	---
07P460170	166-170	colore	---	---
		abitat	---	---
		vogue	---	---
07P460180	176-180	colore	---	---
		abitat	---	---
		vogue	---	---

## Misure speciali L / H

## Special sizes L / H

Codice Code	su misura bespoke	Finiture profili Profiles finishing	30	12
07P469001	130 < L < 150	colore	---	---
		abitat	---	---
		vogue	---	---
07P469001	151 < L < 170	colore	---	---
		abitat	---	---
		vogue	---	---
07P469001	171 < L < 190	colore	---	---
		abitat	---	---
		vogue	---	---
07P469001	191 < L < 200	colore	---	---
		abitat	---	---
		vogue	---	---
07P469001	201 < L < 220	colore	---	---
		abitat	---	---
		vogue	---	---

## attenzione

## warning

incluso: tirante di rinforzo lineare nei modelli da L 160 cm. Foro di fissaggio già predisposto sul binario

vetro temperato di sicurezza spessore 8 mm per la porta e spessore 6 mm per il fisso

Optical e Terra - decografia per: vetro Trasparente, Misure standard e speciali, max 135 cm L

il prezzo della H speciale va trovato nella tabella Misure speciali L / H in base alla L della parete doccia

included: linear bar to wall for 160 cm L. Standard fixing hole on the bar

tempered glass 8 mm thick for the door and 6 mm for fixed part

Optical and Terra - decoprinting for: glass Trasparente, Standard and Special sizes, max 135 cm L

special price for H is to be found in **Special sizes L / H** as per L needed size

## Misure speciali Special size

H	max	210 cm
L	min	130 cm
L	max	220 cm

## supplementi

## supplements

Profilo di compensazione 2 cm  
Extension profile 2 cm

Decografia  
Decoprinting

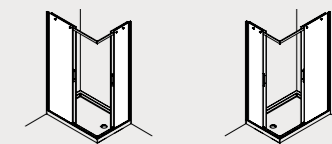
Sigillante SPARTAN®  
Sealant SPARTAN®

	€		€		€
37P019219	---	per codice for code	142	36B010010	---

## ricambi-Neverdrop-Spartan Spare parts

558
550
560
565

05	06	10	11	12	16	29	30	31	32	34
acrilico satin	atelier	frozen	flack	reflex	satinato	fumé	trasparente	extrachiaro	cincilla	stampato c



SX  
LH

DX  
RH



incluso



disponibile

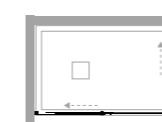
available



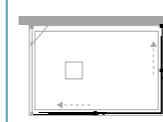
## installazioni

## installations

ad angolo corner  
PL-ASC+PL-ASC

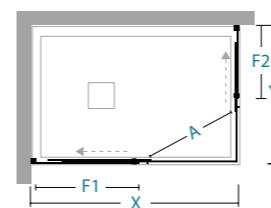


a tre lati three sides  
2xPL-ASC+PL-FA



## informazioni

## informations



apertura scorrevole  
sliding door

X / Y lunghezza parete doccia \ shower wall length  
A spazio d'entrata \ entrance space  
F1 / F2 lunghezza lato fisso \ fixed side length

X/Y	68-70	70-72	74-76	78-80	88-90	98-100	118-120	F1/F2	M <sub>max</sub>
68-70	A=38							31	28
70-72	A=38	A=38						33	29
74-76	A=38	A=38	A=38					37	30
78-80	A=41	A=41	A=41	A=44				38	33
88-90	A=44	A=44	A=44	A=47	A=50			43	37
98-100	A=47	A=47	A=47	A=50	A=53	A=56		49	41
118-120	A=56	A=56	A=56	A=58	A=60	A=63	A=70	59	49



### Misure standard

### Standard sizes

Codice Code	estensibilità extension	Finiture profili Profiles finishing	30	16	29	12	11
07F050068	68-70	colore	---	---	---	---	---
		abibat	---	---	---	---	---
		vogue	---	---	---	---	---
07F050072	72-74	colore	---	---	---	---	---
		abibat	---	---	---	---	---
		vogue	---	---	---	---	---
07F050076	76-78	colore	---	---	---	---	---
		abibat	---	---	---	---	---
		vogue	---	---	---	---	---
07F050078	78-80	colore	---	---	---	---	---
		abibat	---	---	---	---	---
		vogue	---	---	---	---	---
07F050080	80-82	colore	---	---	---	---	---
		abibat	---	---	---	---	---
		vogue	---	---	---	---	---
07F050088	88-90	colore	---	---	---	---	---
		abibat	---	---	---	---	---
		vogue	---	---	---	---	---

### Misure speciali L / H

### Special sizes L / H

Codice Code	su misura bespoke	Finiture profili Profiles finishing	30	16	29	12
07F059001	16 < L < 60	colore	---	---	---	---
		abibat	---	---	---	---
		vogue	---	---	---	---
07F059001	61 < L < 80	colore	---	---	---	---
		abibat	---	---	---	---
		vogue	---	---	---	---
07F059001	81 < L < 100	colore	---	---	---	---
		abibat	---	---	---	---
		vogue	---	---	---	---
07F059001	101 < L < 120	colore	---	---	---	---
		abibat	---	---	---	---
		vogue	---	---	---	---

### attenzione

inclusi: nr 2 supporti di rinforzo regolabili e snodati

Optical e Terra - decografia per: vetro Trasparente, Misure standard e speciali, max 135 cm L

### warning

specificare se montato a pavimento (vedi ... pag. ...)

il prezzo della H speciale va trovato nella tabella Misure speciali L / H in base alla L della parete doccia

included: nr 2 - adjustable bar

Optical and Terra - decoprinting for: glass Trasparente, Standard and Special sizes, max 135 cm L

specify any floor installation (see ... page ...)

special price for H is to be found in **Special sizes L / H** as per L needed size

### Misure speciali Special size

H	max	210 cm
L	min	14 cm
L	max	120 cm

ricambi-Neverdrop-Spartan  
Spare parts 558

schede rilievo misure  
measurement form 550

schede installazione  
installation form 560

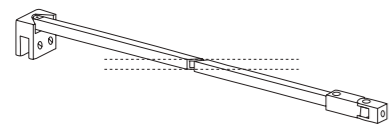
### supplementi

### supplements

Decografia Decoprinting	Profilo di compensazione 2 cm Extension profile 2 cm	Sigillante SPARTAN® Sealant SPARTAN®		
€	€	€		
per codice for code	36 37P019219	---	24	

profili speciali  
special profiles 565

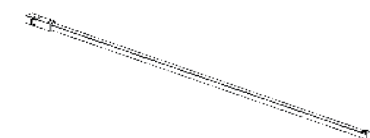
## Pluma Evo

Ricambi  
Spare parts

Supporto standard vetro-muro L 100 (con deviatore) - Tcrom® / Nero e Bianco opaco  
Glass-wall standard support L 100 (with div.) - Tcrom® / matt Black / matt White

Codice Code	N° pezzi N° pieces
----------------	-----------------------

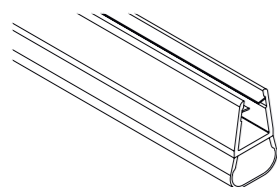
36S117002	1
-----------	---



Rinforzo tirante regolabile - Tcrom® / Nero opaco / Bianco opaco  
Adjustable support - Tcrom® / matt Black / matt White

Codice Code	N° pezzi N° pieces
----------------	-----------------------

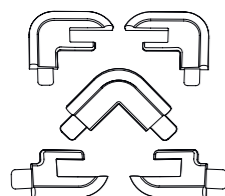
36S140001	1
-----------	---



Guarnizione verticale palloncino L 210  
Vertical tubular seal L 210

Codice Code	N° pezzi N° pieces
----------------	-----------------------

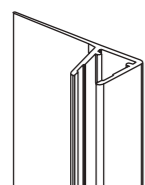
37R019115	1
-----------	---



Raccordi per vetro spessore 8 mm - Tcrom® / Nero opaco / Bianco opaco  
Connection parts for glass 8 mm - Tcrom® / matt Black / matt White

Codice Code	N° pezzi N° pieces
----------------	-----------------------

37R019383	1
-----------	---



Guarnizione verticale pinna perpendicolare 16 mm L 205  
Vertical fin seal 16 mm L 205

Codice Code	N° pezzi N° pieces
----------------	-----------------------

37R019147	1
-----------	---

## Pluma Evo

Ricambi  
Spare parts

Maniglia doppia esterna/interna - Tcrom® / Nero opaco / Bianco opaco  
Double internal/external handle - Tcrom® / matt Black / matt White

Codice Code	N° pezzi N° pieces
----------------	-----------------------


37R019380	1
-----------	---



Maniglia esterna + pomolo interno - Tcrom® / Nero opaco / Bianco opaco  
External handle + internal knob - Tcrom® / matt Black / matt White

Codice Code	N° pezzi N° pieces
----------------	-----------------------

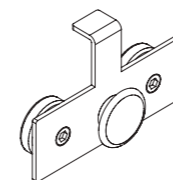
37R019381	1
-----------	---



Ghiere binario - Tcrom®  
Rail locking rings - Tcrom®

Codice Code	N° pezzi N° pieces
----------------	-----------------------

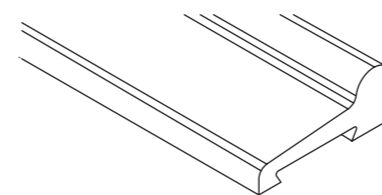
37R019158	2
-----------	---



Gruppo scorrimento ruote per PL-PSC - inox  
Wheels sliding set for PL-PSC - inox

Codice Code	N° pezzi N° pieces
----------------	-----------------------

37R019160	1
-----------	---



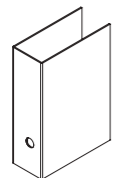
Profilo barriera acqua L 71 - Tcrom® / Nero opaco / Bianco opaco  
Anti-leakage profile L 71 - Tcrom® / matt Black / matt White

Codice Code	N° pezzi N° pieces
----------------	-----------------------

37R019161	1
-----------	---

# Pluma Evo

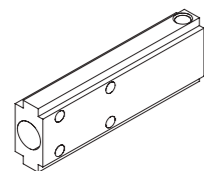
Ricambi  
Spare parts



Carter binario - Tcrom® / Nero opaco / Bianco opaco  
Cover for rail - Tcrom® / matt Black / matt White

Codice Code	N° pezzi N° pieces
----------------	-----------------------

37R019162	1
-----------	---



Slitta ancoraggio  
Locking system for Slide

Codice Code	N° pezzi N° pieces
----------------	-----------------------

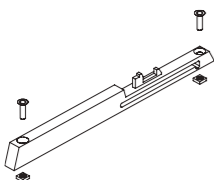
37R019164	1
-----------	---



Piastrina fissaggio binario - Tcrom® / Nero opaco / Bianco opaco  
Fixing kit for PLUMA rail - Tcrom® / matt Black / matt White

Codice Code	N° pezzi N° pieces
----------------	-----------------------

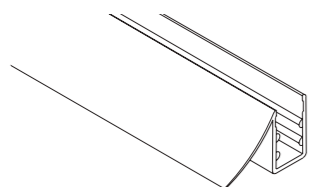
37R019171	1
-----------	---



Ammortizzatore  
Shock absorber for PLUMA

Codice Code	N° pezzi N° pieces
----------------	-----------------------

37R019176	1
-----------	---



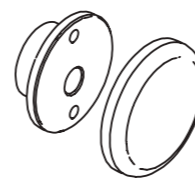
Guarnizione inferiore porta per PL-PSC L 75  
Lower seal for door PL-PSC L 75

Codice Code	N° pezzi N° pieces
----------------	-----------------------

37R019186	1
-----------	---

# Pluma Evo

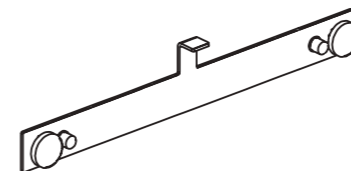
Ricambi  
Spare parts



Ghiere binario regolabile - Tcrom® / Nero opaco / Bianco opaco  
Adjustable rail locking rings - Tcrom® / matt Black / matt White

Codice Code	N° pezzi N° pieces
----------------	-----------------------

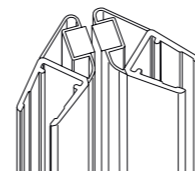
37R019187	2
-----------	---



Gruppo scorrimento P224 per PL-PSC2 e PL-ASC - inox  
Sliding kit P224 for PL-PSC2 and PL-ASC - inox

Codice Code	N° pezzi N° pieces
----------------	-----------------------

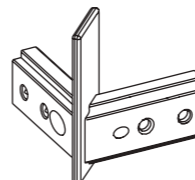
37R019226	1
-----------	---



Magnete chiusura per PL-ASC L 200  
Closing magnet for PL-ASC L 200

Codice Code	N° pezzi N° pieces
----------------	-----------------------

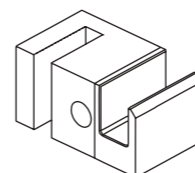
37R019230	2
-----------	---



Angolare - Tcrom® / Nero opaco / Bianco opaco  
Corner profile - Tcrom® / matt Black / matt White

Codice Code	N° pezzi N° pieces
----------------	-----------------------

37R019231	1
-----------	---



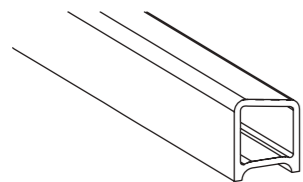
Guida inferiore di sgancio - Tcrom® / Nero opaco / Bianco opaco  
Lower unlocking block - Tcrom® / matt Black / matt White

Codice Code	N° pezzi N° pieces
----------------	-----------------------

37R019299	1
-----------	---

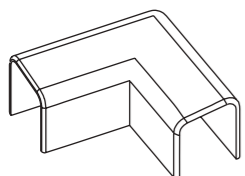
# Pluma Evo

Ricambi  
Spare parts



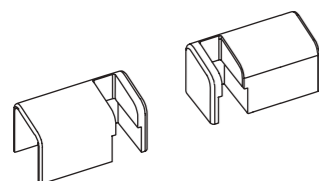
Profilo tenuta maggiorato L 71 - Tcrom® / Nero opaco / Bianco opaco  
*Oversize anti-leakage profile L 71 - Tcrom® / matt Black / matt White*

Codice Code	N° pezzi N° pieces
37R019300	1



Raccordo angolare - Tcrom® / Nero opaco / Bianco opaco  
*Corner connection - Tcrom® / matt Black / matt White*

Codice Code	N° pezzi N° pieces
37R019301	1



Raccordi in linea - Tcrom® / Nero opaco / Bianco opaco  
*In-line connections - Tcrom® / matt Black / matt White*

Codice Code	N° pezzi N° pieces
37R019302	2

# Pluma Evo

Accessori  
Accessories



Art. **36A010004**

trattamento NEVERDROP®  
*treatment NEVERDROP®*



Art. **36B010010**

sigillante cristallino SPARTAN®  
*sealant SPARTAN®*

Componenti in finitura  
Finishing components



Art. **36C019001**

maniglia doppia  
interasse 32 cm - colore.02

*double handle  
interaxe 32 cm - colore-02*



Art. **36C019002**

maniglia con pomolo interno  
interasse 32 cm - colore.02

*handle with internal knob  
interaxe 32 cm - colore.02*

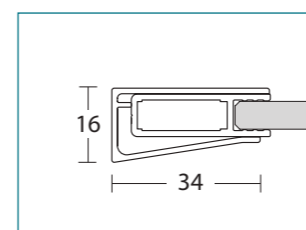


Art. **36C019003**

supporto standard vetro-muro  
L 150 cm - colore.02

*glass-wall standard support  
L 150 cm - colore.02*

Profili  
Profiles



per/for **PL: PSC - PSC2 - ASC**  
**- F - FA**

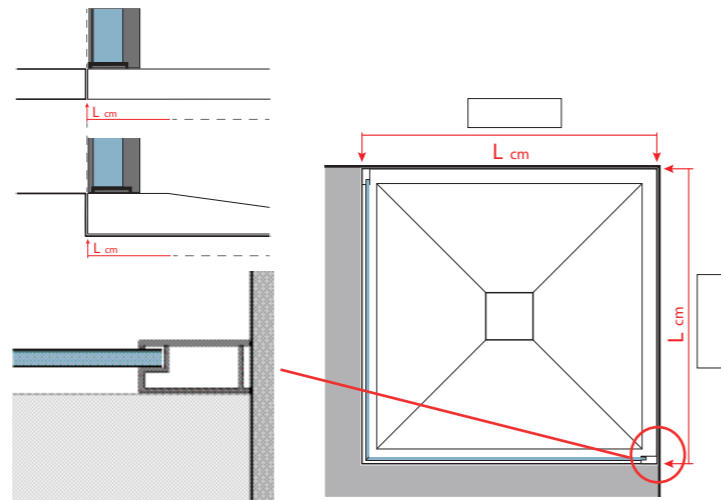
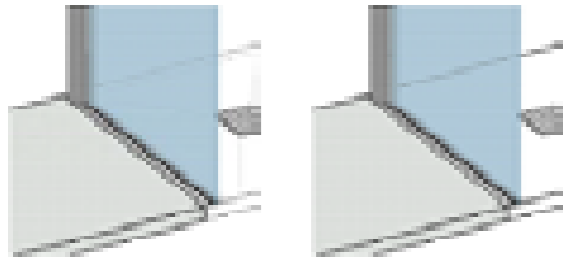
profilo a muro **966** + schienale  
261

*wall profile **966** + vertical profile  
261*

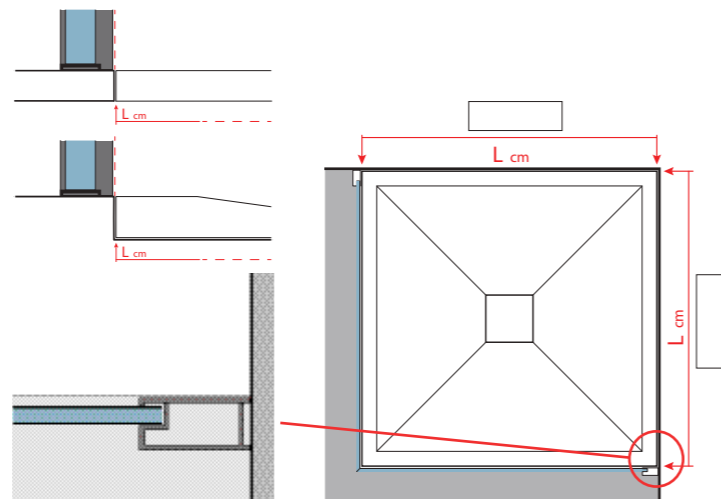
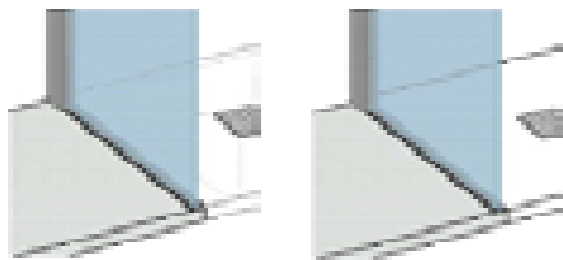
# Pluma Evo

Installazione a pavimento o con piatto doccia incassato a filo pavimento  
 Floor installation or with built-in shower tray flush with the floor

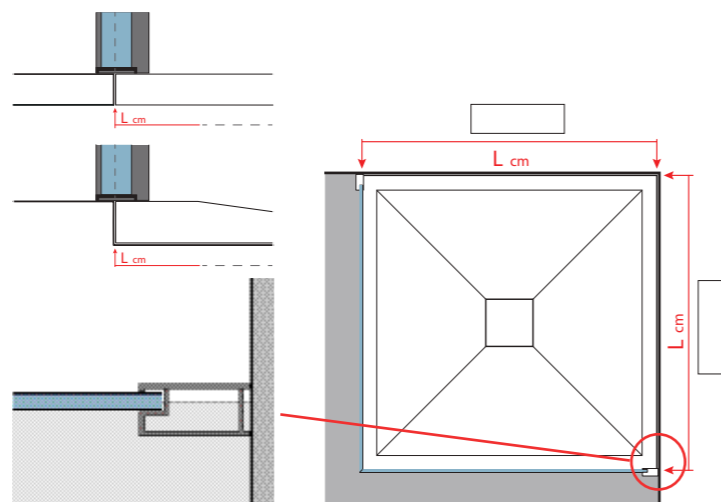
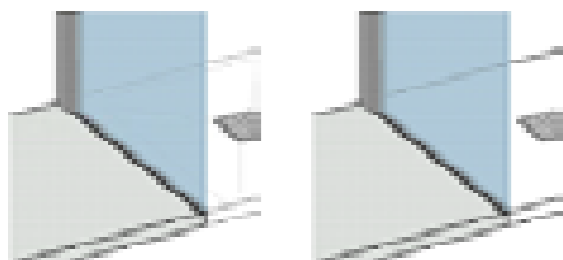
## A1 PROFILO ALL'INTERNO DELLO SPAZIO DOCCIA PROFILE INSIDE THE SHOWER AREA



## A2 PROFILO ALL'ESTERNO DELLO SPAZIO DOCCIA PROFILE OUTSIDE THE SHOWER AREA




## A3 FUGA A MEZZERIA DEL VETRO GLASS OVER THE TILEGROUT



**IMPORTANTE !** In fase d'ordine, se necessario, specificare la tipologia di installazione speciale scelta tra quelle qui rappresentate, es. A1, A2, A3.  
 Prima dell'ordine effettuare il corretto rilievo misure e verificare la perfetta verticalità delle pareti e planarità del piatto doccia o del pavimento.  
 Vedi la sezione "Come si rilevano le misure" a pagina 24.

**IMPORTANT !** When ordering, specify the type of installation i.e.: A1, A2, A3.  
 Before sending the order, take the measurements and check the good levels of walls and tray/floor.  
 See "How to take measurements" section page 24.









Paul Klee,  
1914, In the Style of Kairouan



CON PROFILO VERTICALE

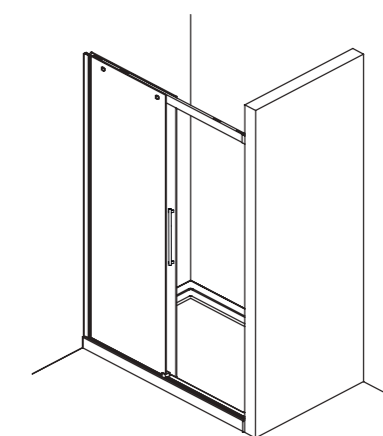
giunto per angolo con fissaggio a 45°  
fermo dell'anta con finecorsa ammortizzato e registrabile

corner connection with 45° fixing  
adjustable shock absorber






CON PROFILO VERTICALE



apertura scorrevole  
sliding door



guida inferiore con sistema per sgancio facilitato dell'anta  
floor with quick unlock system



CON PROFILO VERTICALE




GAIA



### Finiture profili

#### COLORE



Colori/  
Tcrom®  
Nero/Bianco  
Totale


### Profiles finishing

#### ABITAT




27 Tcrom®  
21 Tinox®  
22 Tbronz®

#### VOGUE



61 Orosatinato  
62 Ororosa  
63 Cromonero  
Colori Totale

### Vetri



30 Trasparente  
16 Satinato  
29 Fumè  
11 Flack  
12 Reflex

### Glasses

### Decografia



0A/1A Optical nero  
Trasparente/Fumè  
0B/1B Optical bianco  
Trasparente/Fumè  
0E/1E Terra nero  
Trasparente/Fumè  
0F/1F Terra bianco  
Trasparente/Fumè

### Decoprinting

### CARATTERISTICHE FEATURES


- H cm 200** ALTEZZA PARETI DOCCIA  
SHOWER DOOR HEIGHT
- 6 mm** SPESSORE LASTRA  
GLASS DEPTH
- REV** NON REVERSIBILE  
NON-REVERSIBLE

### INFO TECNICHE TECHNICAL INFORMATION

- REGOLAZIONE FUORI SQUADRO**  
OFF-SQUARE REGULATION
- EST cm** ESTENSIBILITÀ 2/4  
EXSTENSIBILITY 2/4
- SGANCIO RAPIDO**  
QUICK-RELEASE
- PROFILO TENUTA ACQUA ALTO**  
HIGH SEAL WATER PROFILE
- FINE CORSA AMMORTIZZATO**  
CUSHIONED END OF STROKE
- 2 cm** PROFILO DI COMPENSAZIONE  
COMPENSATOR PROFILE
- MANIGLIA ESTERNA / POMOLO INTERNO**  
EXTERNAL HANDLE / INTERNAL POMMEL
- MANIGLIE ESTERNA / INTERNA**  
EXTERNAL / INTERNAL HANDLES
- NEVERDROP®** TRATTAMENTO NEVERDROP®  
NEVERDROP® TREATMENT
- MISURE SPECIALI**  
SPECIAL SIZES


### in nicchia

GA-PSC



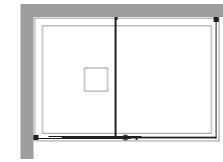
### niche

GA-PSC2



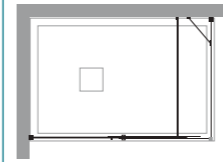
### ad angolo

GA-PSC+GA-F

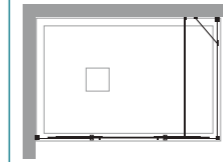


### corner


GA-PSC+GA-FA



GA-PSC2+GA-FA

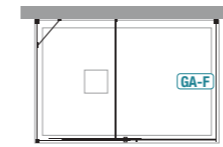


2xGA-ASC



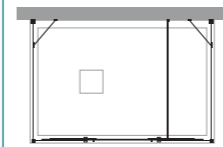
### a tre lati

GA-PSC+GA-F+GA-F

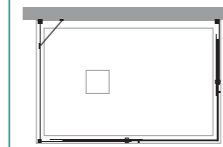


### three sides

GA-PSC2+2xGA-FA



2xGA-ASC+GA-FA



### importante

per installazioni a tre lati richiedere fattibilità all'ufficio tecnico TDA. Alcune configurazioni necessitano di elementi aggiuntivi

contact TDA technical office for three side installation. Some configurations require additional elements

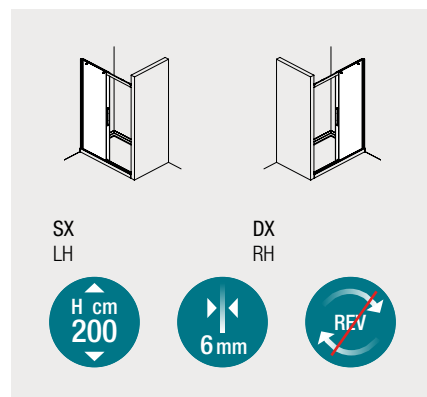
### important

ordini per pareti doccia speciali inoltrati senza relativo disegno **NON** vengono prodotti

orders for special shower walls forwarded without related design are **NOT** produced

# Gaia

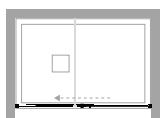
## Parete doccia con porta scorrevole Sliding door



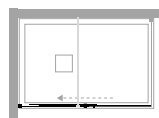
### installazioni

### installations

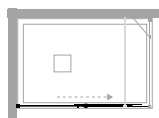
in nicchia niche  
GA-PSC



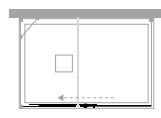
ad angolo corner  
GA-PSC+GA-F



ad angolo corner  
GA-PSC+GA-FA

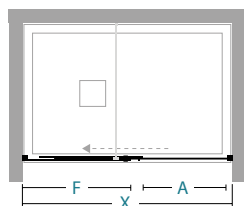


a tre lati three sides  
GA-PSC+GA-F+GA-FA



### informazioni

### informations



apertura scorrevole  
sliding door

**X** lunghezza parete doccia\ shower wall length  
**A** spazio d'entrata\ entrance space  
**F** lunghezza lato fisso\ fixed side length

	X	A	F						nr	kg max
	95-99	41	48						2	38
	105-109	41	58						2	41
	115-119	51	58						2	45
	125-129	51	68						2	48
	135-139	61	68						2	53
	145-149	61	78						2	56
	155-159	66	83						2	60
	165-169	66	93						2	63
	175-179	66	103						2	67

Misure standard

Standard sizes

Codice SX LH Code	Codice DX RH Code	estensibilità extension	Finiture profili Profiles finishing	30	16	29	12	11
07P350100	07P340100	95-99	colore	---	---	---	---	---
			abitat	■	---	---	---	---
			vogue	---	---	---	---	---
07P350110	07P340110	105-109	colore	---	---	---	---	---
			abitat	---	---	---	---	---
			vogue	---	---	---	---	---
07P350120	07P340120	115-119	colore	---	---	---	---	---
			abitat	■	---	---	---	---
			vogue	---	---	---	---	---
07P350130	07P340130	125-129	colore	---	---	---	---	---
			abitat	---	---	---	---	---
			vogue	---	---	---	---	---
07P350140	07P340140	135-139	colore	---	---	---	---	---
			abitat	■	---	---	---	---
			vogue	---	---	---	---	---
07P350150	07P340150	145-149	colore	---	---	---	---	---
			abitat	---	---	---	---	---
			vogue	---	---	---	---	---
07P350160	07P340160	155-159	colore	---	---	---	---	---
			abitat	■	---	---	---	---
			vogue	---	---	---	---	---
07P350170	07P340170	165-169	colore	---	---	---	---	---
			abitat	---	---	---	---	---
			vogue	---	---	---	---	---
07P350180	07P340180	175-179	colore	---	---	---	---	---
			abitat	---	---	---	---	---
			vogue	---	---	---	---	---

Misure speciali L / H

Special sizes L / H

Codice SX LH Code	Codice DX RH Code	su misura bespoke	Finiture profili Profiles finishing	30	16	29	12
07P359001	07P349001	91 < L < 120	colore	---	---	---	---
			abitat	---	---	---	---
			vogue	---	---	---	---
07P359001	07P349001	121 < L < 140	colore	---	---	---	---
			abitat	---	---	---	---
			vogue	---	---	---	---
07P359001	07P349001	141 < L < 160	colore	---	---	---	---
			abitat	---	---	---	---
			vogue	---	---	---	---
07P359001	07P349001	161 < L < 180	colore	---	---	---	---
			abitat	---	---	---	---
			vogue	---	---	---	---
07P359001	07P349001	181 < L < 200	colore	---	---	---	---
			abitat	---	---	---	---
			vogue	---	---	---	---
07P359001	07P349001	201 < L < 220	colore	---	---	---	---
			abitat	---	---	---	---
			vogue	---	---	---	---
07P359001	07P349001	221 < L < 240	colore	---	---	---	---
			abitat	---	---	---	---
			vogue	---	---	---	---

attenzione

incluso: tirante di rinforzo lineare nei modelli da L 160 cm

included: linear bar to wall for 160 cm L

warning

il binario di scorrimento non copre la larghezza da muro a muro nelle dimensioni 110, 130 150, 170 e 180 cm L

sliding rail does not fit niches 110, 130, 150, 170 and 180 cm L

Optical e Terra - decografia per: vetro Trasparente e Fumè, Misure standard e speciali, max 135 cm L

Optical and Terra - decoprinting for: glass Trasparente and Fumè, Standard and Special sizes, max 135 cm L

il prezzo della H speciale va trovato nella tabella Misure speciali L / H in base alla L della parete doccia

special price for H is to be found in Special sizes L / H as per L needed size

Misure speciali  
Special size

H max 210 cm  
L min 91 cm  
L max 240 cm

Disponibilità  
Availability

■ STOCK

supplementi

Profilo tenuta acqua basso  
Low sealed profile

Profilo magnetico di chiusura  
Magnetic closure profile

Decografia  
Decoprinting

Sigillante SPARTAN®  
Sealant SPARTAN®

37R019161 € ---

37P061293 € ---

per codice  
for code

71 € 36B010010 € ---

ricambi-Neverdrop-Spartan  
Spare parts 558

schede rilievo misure  
measurement form 550

schede installazione  
installation form 560

profili speciali  
special profiles 565



SX  
LH

DX  
RH

incluso

included

disponibile

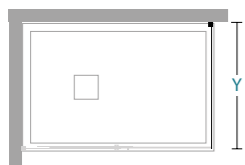
available

## installazioni

ad angolo corner  
GA-F+GA-PSC



## informazioni



Y lunghezza parete doccia\ shower wall length

## installations

## informations

Y								
67-69							1	24
72-74							1	26
77-79							1	28
82-84							1	30
87-89							1	32

## Misure standard

Codice SX LH Code	Codice DX RH Code	estensibilità extension	Finiture profili Profiles finishing	30	16	29	12	11
07F450070	07F460070	67-69	colore	---	---	---	---	---
			abitat		---	---	---	---
			vogue	---	---	---	---	---
07F450075	07F460075	72-74	colore	---	---	---	---	---
			abitat		---	---	---	---
			vogue	---	---	---	---	---
07F450080	07F460080	77-79	colore	---	---	---	---	---
			abitat		---	---	---	---
			vogue	---	---	---	---	---
07F450085	07F460085	82-84	colore	---	---	---	---	---
			abitat		---	---	---	---
			vogue	---	---	---	---	---
07F450090	07F460090	87-89	colore	---	---	---	---	---
			abitat		---	---	---	---
			vogue	---	---	---	---	---

## Misure speciali L / H

Codice SX LH Code	Codice DX RH Code	su misura bespoke	Finiture profili Profiles finishing	30	16	29	12
07F459001	07F469001	12 < L < 60	colore	---	---	---	---
			abitat	---	---	---	---
			vogue	---	---	---	---
07F459001	07F469001	61 < L < 80	colore	---	---	---	---
			abitat	---	---	---	---
			vogue	---	---	---	---
07F459001	07F469001	81 < L < 100	colore	---	---	---	---
			abitat	---	---	---	---
			vogue	---	---	---	---
07F459001	07F469001	101 < L < 120	colore	---	---	---	---
			abitat	---	---	---	---
			vogue	---	---	---	---

## attenzione

Optical e Terra - decografia per: vetro Trasparente e Fumè, Misure standard e speciali, max 135 cm L

Optical and Terra - decoprinting for: glass Trasparente and Fumè, Standard and Special sizes, max 135 cm L

## warning

specificare se montato a pavimento (vedi ... pag. ...)

specify any floor installation (see ... page ...)

il prezzo della H speciale va trovato nella tabella Misure speciali L / H in base alla L della parete doccia

special price for H is to be found in **Special sizes L / H** as per L needed size

Misure speciali Special size	Disponibilità Availability								
H max 210 cm L min 15 cm L max 120 cm	STOCK								ricambi-Neuverdrop-Spartan Spare parts <b>558</b>
									schede rilievo misure measurement form <b>550</b>
									schede installazione installation form <b>560</b>
									profili speciali special profiles <b>565</b>

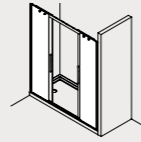
## supplementi

Decografia Decoprinting	Sigillante SPARTAN® Sealant SPARTAN®								
per codice for code	€ <b>36</b>	36B010010	€	---					


## supplements

<b>05</b> acrilico satin	<b>06</b> atelier	<b>10</b> frozen	<b>11</b> flack	<b>12</b> reflex	<b>16</b> satinato	<b>29</b> fumè	<b>30</b> trasparente	<b>31</b> extrachiaro	<b>32</b> cincillà	<b>34</b> stampato c
-----------------------------	----------------------	---------------------	--------------------	---------------------	-----------------------	-------------------	--------------------------	--------------------------	-----------------------	-------------------------





incluso included



disponibile available



## Misure standard

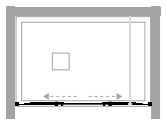
Codice Code	estensibilità extension	Finiture profili Profiles finishing	30	16	29	12	11
07P360140	136-140	colore	---	---	---	---	---
		abitat	---	---	---	---	---
		vogue	---	---	---	---	---
07P360150	146-150	colore	---	---	---	---	---
		abitat	---	---	---	---	---
		vogue	---	---	---	---	---
07P360160	156-160	colore	---	---	---	---	---
		abitat	---	---	---	---	---
		vogue	---	---	---	---	---
07P360170	166-170	colore	---	---	---	---	---
		abitat	---	---	---	---	---
		vogue	---	---	---	---	---
07P360180	176-180	colore	---	---	---	---	---
		abitat	---	---	---	---	---
		vogue	---	---	---	---	---

## Misure speciali L / H

Codice Code	su misura bespoke	Finiture profili Profiles finishing	30	16	29	12
07P369001	118 < L < 150	colore	---	---	---	---
		abitat	---	---	---	---
		vogue	---	---	---	---
07P369001	151 < L < 170	colore	---	---	---	---
		abitat	---	---	---	---
		vogue	---	---	---	---
07P369001	171 < L < 190	colore	---	---	---	---
		abitat	---	---	---	---
		vogue	---	---	---	---
07P369001	191 < L < 200	colore	---	---	---	---
		abitat	---	---	---	---
		vogue	---	---	---	---

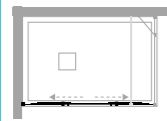
## installazioni

in nicchia niche  
GA-PSC2

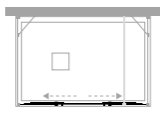


## installations

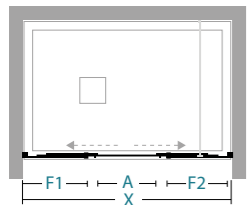
ad angolo corner  
GA-PSC2+GA-FA



a tre lati three sides  
GA-PSC2+2xGA-FA



## informazioni



apertura scorrevole  
sliding door

## informations

X	A	F1/F2							
136-140	52	36						2	52
146-150	52	41						2	56
156-160	66	39						2	67
166-170	66	44						2	64
176-180	66	49						2	67

X lunghezza parete doccia\ shower wall length  
A spazio d'entrata\ entrance space  
F1 / F2 lunghezza lato fisso\ fixed side length

## attenzione

incluso: tirante di rinforzo lineare nei modelli da L 160 cm

included: linear bar to wall for 160 cm L

## warning

Optical e Terra - decografia per: vetro Trasparente e Fumè, Misure standard e speciali, max 135 cm L

Optical and Terra - decoprinting for: glass Trasparente and Fumè, Standard and Special sizes, max 135 cm L

il prezzo della H speciale va trovato nella tabella Misure speciali L / H in base alla L della parete doccia

special price for H is to be found in Special sizes L / H as per L needed size

Misure speciali  
Special size

H max 210 cm  
L min 118 cm  
L max 220 cm

ricambi-Neverdrop-Spartan  
Spare parts 558

schede rilievo misure  
measurement form 550

schede installazione  
installation form 560

profili speciali  
special profiles 565

## supplementi

Profilo tenuta acqua basso  
Low sealed profile

37R019161 € ---

Profilo di compensazione 2 cm  
Extension profile 2 cm

37P019219 € ---

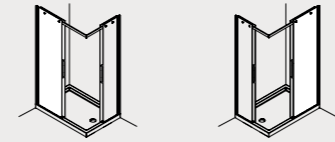
Decografia  
Decoprinting

per codice  
for code


Sigillante SPARTAN®  
Sealant SPARTAN®

36B010010 € 142

05 acrilico satin 06 atelier 10 frozen 11 flack 12 reflex 16 satinato 29 fumè 30 trasparente 31 extrachiario 32 cincillà 34 stampato c



incluso included

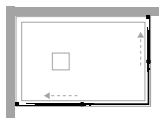


disponibile available



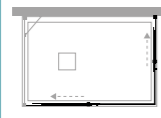
## installazioni

ad angolo corner  
GA-ASC+GA-ASC

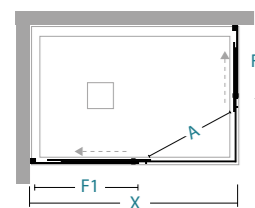


## installations

a tre lati three sides  
2xGA-ASC+GA-FA



## informazioni



apertura scorrevole  
sliding door

## informations

X/Y	68-70	70-72	74-76	78-80	88-90	98-120	F1/F2		
68-70	A=35						35	1	25
70-72	A=35	A=35					37	1	26
74-76	A=35	A=35	A=35				41	1	27
78-80	A=39	A=39	A=39	A=42			40	2	29
88-90	A=42,5	A=42,5	A=42,5	A=45,5	A=49		45	2	33
98-100	A=42,5	A=42,5	A=42,5	A=45,5	A=49	A=49	55	2	37
118-120	A=42,5	A=42,5	A=42,5	A=45,5	A=49	A=49	75	2	45

X / Y lunghezza parete doccia \ shower wall length  
A spazio d'entrata \ entrance space  
F1 / F2 lunghezza lato fisso \ fixed side length

## Misure standard

Codice SX LH Code	Codice DX RH Code	estensibilità extension	Finiture profili Profiles finishing	30	16	29	12	11
07A430070	07A420070	68-70	colore abitat vogues	---	---	---	---	---
07A430072	07A420072	70-72	colore abitat vogues	---	---	---	---	---
07A430076	07A420076	74-76	colore abitat vogues	---	---	---	---	---
07A430080	07A420080	78-80	colore abitat vogues	---	---	---	---	---
07A430090	07A420090	88-90	colore abitat vogues	---	---	---	---	---
07A430100	07A420100	98-100	colore abitat vogues	---	---	---	---	---
07A430120	07A420120	118-120	colore abitat vogues	---	---	---	---	---

## Misure speciali L / H

Codice SX LH Code	Codice DX RH Code	su misura bespoke	Finiture profili Profiles finishing	30	16	29	12
07A439001	07A429001	58 < L < 80	colore abitat vogues	---	---	---	---
07A439001	07A429001	81 < L < 100	colore abitat vogues	---	---	---	---
07A439001	07A429001	101 < L < 120	colore abitat vogues	---	---	---	---
07A439001	07A429001	121 < L < 140	colore abitat vogues	---	---	---	---

## attenzione

Optical e Terra - decografia  
per: vetro Trasparente e  
Fumè, Misure standard e  
speciali, max 135 cm L

Optical and Terra - decoprin-  
ting for: glass Trasparente and  
Fumè, Standard and Special  
sizes, max 135 cm L

## warning

il prezzo della H speciale va  
trovato nella tabella Misure  
speciali L / H in base alla L  
della parete doccia

special price for H is to be  
found in Special sizes L / H  
as per L needed size

Misure speciali  
Special size

H max 210 cm  
L min 58 cm  
L max 140 cm

Disponibilità  
Availability

STOCK

## supplementi

Profilo tenuta acqua basso  
Low sealed profile

€ ---

Profilo di compensazione 2 cm  
Extension profile 2 cm

€ ---

Decografia  
Decoprinting

per codice  
for code

Sigillante SPARTAN®  
Sealant SPARTAN®

€ 71

ricambi-Neverdrop-Spartan  
Spare parts

558

schede rilievo misure  
measurement form

550

schede installazione  
installation form

560

profili speciali  
special profiles

565

05 acrilico satin 06 atelier 10 frozen 11 flack 12 reflex 16 satinato 29 fumè 30 trasparente 31 extrachiario 32 cincillà 34 stampato c



H cm 200

6 mm

REV

incluso included

2 cm

NEVERDROP

L/H

disponibile available

2 cm

### Misure standard

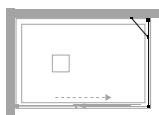
Codice Code	estensibilità extension	Finiture profili Profiles finishing	30	16	29	12	11
07F050068	68-70	colore	---	---	---	---	---
		abitat	---	---	---	---	---
		vogue	---	---	---	---	---
07F050072	72-74	colore	---	---	---	---	---
		abitat	---	---	---	---	---
		vogue	---	---	---	---	---
07F050076	76-78	colore	---	---	---	---	---
		abitat	---	---	---	---	---
		vogue	---	---	---	---	---
07F050078	78-80	colore	---	---	---	---	---
		abitat	---	---	---	---	---
		vogue	---	---	---	---	---
07F050080	80-82	colore	---	---	---	---	---
		abitat	---	---	---	---	---
		vogue	---	---	---	---	---
07F050088	88-90	colore	---	---	---	---	---
		abitat	---	---	---	---	---
		vogue	---	---	---	---	---

### Misure speciali L / H

Codice Code	su misura bespoke	Finiture profili Profiles finishing	30	16	29	12
07F059001	16 < L < 60	colore	---	---	---	---
		abitat	---	---	---	---
		vogue	---	---	---	---
07F059001	61 < L < 80	colore	---	---	---	---
		abitat	---	---	---	---
		vogue	---	---	---	---
07F059001	81 < L < 100	colore	---	---	---	---
		abitat	---	---	---	---
		vogue	---	---	---	---
07F059001	101 < L < 120	colore	---	---	---	---
		abitat	---	---	---	---
		vogue	---	---	---	---

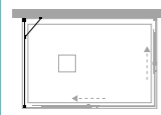
### installazioni

ad angolo corner  
GA-FA+GA-PSC

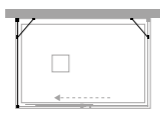


### installations

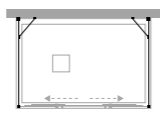
a tre lati three sides  
GA-FA+2xGA-ASC



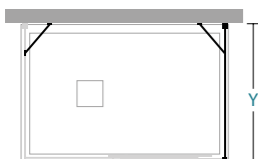
a tre lati three sides  
GA-FA+GA-PSC+GA-F



a tre lati three sides  
2xGA-FA+GA-PSC2



### informazioni



### informations

Y																				
68-70										1	24									
72-74										1	25									
76-78										1	27									
78-80										1	27									
80-82										1	28									
88-90										1	31									

Y lunghezza parete doccia\ shower wall length

### attenzione

inclusi: nr 2 supporti di rinforzo regolabili e snodati

included: nr 2 - adjustable bar

### warning

Optical e Terra - decografia per: vetro Trasparente e Fumè, Misure standard e speciali, max 135 cm L

Optical and Terra - decoprinting for: glass Trasparente and Fumè, Standard and Special sizes, max 135 cm L

specificare se montato a pavimento (vedi ... pag. ...)

specify any floor installation (see ... page ...)

il prezzo della H speciale va trovato nella tabella Misure speciali L / H in base alla L della parete doccia

special price for H is to be found in Special sizes L / H as per L needed size

Misure speciali  
Special size

H max 210 cm  
L min 16 cm  
L max 120 cm

ricambi-Neversdrop-Spartan  
Spare parts 558

schede rilievo misure  
measurement form 550

schede installazione  
installation form 560

profili speciali  
special profiles 565

### supplementi

Profilo di compensazione 2 cm  
Extension profile 2 cm

€ --- per codice for code

### supplements

Decografia  
Decoprinting

€ 36

Sigillante SPARTAN®  
Sealant SPARTAN®

€ ---

05  
acrilico satin

06  
atelier

10  
frozen

11  
flack

12  
reflex

16  
satinato

29  
fumè

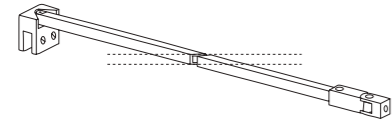
30  
trasparente

31  
extrachiaro

32  
cincillà

34  
stampato c

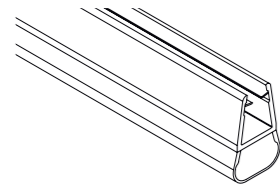
## Gaia

Ricambi  
Spare parts

Supporto standard vetro-muro L 100 (con deviatore) - Tcrom® / Nero e Bianco opaco  
Glass-wall standard support L 100 (with div.) - Tcrom® / matt Black / matt White

Codice Code	N° pezzi N° pieces
----------------	-----------------------

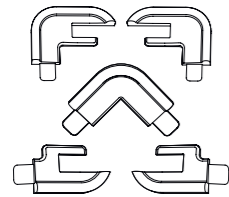
36S117002	1
-----------	---



Guarnizione verticale palloncino L 210  
Vertical tubular seal L 210

Codice Code	N° pezzi N° pieces
----------------	-----------------------

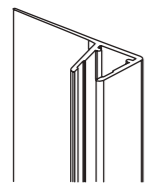
37R019115	1
-----------	---



Raccordi per vetro spessore 6 mm - Tcrom® / Nero opaco / Bianco opaco  
Connection parts for glass 6 mm - Tcrom® / matt Black / matt White

Codice Code	N° pezzi N° pieces
----------------	-----------------------

37R019134	1
-----------	---



Guarnizione verticale pinna perpendicolare 16 mm L 205  
Vertical fin seal 16 mm L 205

Codice Code	N° pezzi N° pieces
----------------	-----------------------

37R019147	1
-----------	---



Maniglia doppia esterna/interna - Tcrom® / Nero opaco / Bianco opaco  
Double internal/external handle - Tcrom® / matt Black / matt White

Codice Code	N° pezzi N° pieces
----------------	-----------------------

37R019380	1
-----------	---


## Gaia

Ricambi  
Spare parts

Maniglia esterna + pomolo interno - Tcrom® / Nero opaco / Bianco opaco  
External handle + internal knob - Tcrom® / matt Black / matt White

Codice Code	N° pezzi N° pieces
----------------	-----------------------

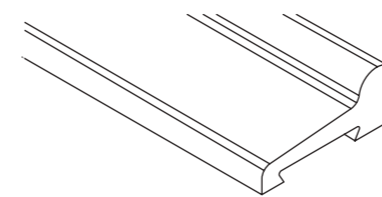
37R019381	1
-----------	---



Ghiere binario - Tcrom®  
Rail locking rings - Tcrom®

Codice Code	N° pezzi N° pieces
----------------	-----------------------

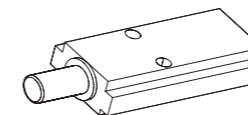
37R019158	2
-----------	---



Profilo barriera acqua L 71 - Tcrom® / Nero opaco / Bianco opaco  
Anti-leakage profile L 71 - Tcrom® / matt Black / matt White

Codice Code	N° pezzi N° pieces
----------------	-----------------------

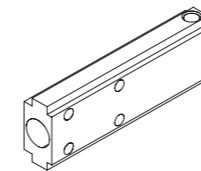
37R019161	1
-----------	---



Slitta con paracolpo  
Slide with shock absorber

Codice Code	N° pezzi N° pieces
----------------	-----------------------

37R019163	1
-----------	---




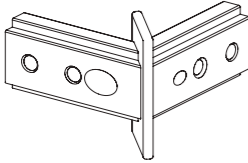
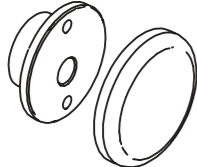
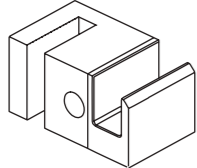

Slitta ancoraggio  
Locking system for Slide

Codice Code	N° pezzi N° pieces
----------------	-----------------------

37R019164	1
-----------	---

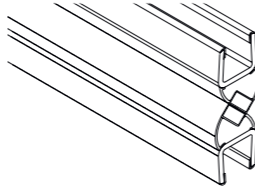
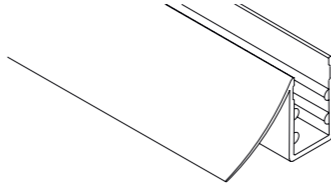


## Gaia

Ricambi  
Spare parts

	<p>Gruppo scorrimento - inox <i>Sliding kit - inox</i></p> <table border="1"> <thead> <tr> <th>Codice Code</th> <th>N° pezzi N° pieces</th> </tr> </thead> <tbody> <tr> <td>37R019170</td> <td>1</td> </tr> </tbody> </table>	Codice Code	N° pezzi N° pieces	37R019170	1
Codice Code	N° pezzi N° pieces				
37R019170	1				
	<p>Raccordo angolare - Tcrom® / Nero opaco / Bianco opaco <i>Corner connection - Tcrom® / matt Black / matt White</i></p> <table border="1"> <thead> <tr> <th>Codice Code</th> <th>N° pezzi N° pieces</th> </tr> </thead> <tbody> <tr> <td>37R019180</td> <td>1</td> </tr> </tbody> </table>	Codice Code	N° pezzi N° pieces	37R019180	1
Codice Code	N° pezzi N° pieces				
37R019180	1				
	<p>Ghiere binario regolabile - Tcrom® / Nero opaco / Bianco opaco <i>Adjustable rail locking rings - Tcrom® / matt Black / matt White</i></p> <table border="1"> <thead> <tr> <th>Codice Code</th> <th>N° pezzi N° pieces</th> </tr> </thead> <tbody> <tr> <td>37R019187</td> <td>2</td> </tr> </tbody> </table>	Codice Code	N° pezzi N° pieces	37R019187	2
Codice Code	N° pezzi N° pieces				
37R019187	2				
	<p>Guida inferiore di sgancio - Tcrom® / Nero opaco / Bianco opaco <i>Lower unlocking block - Tcrom® / matt Black / matt White</i></p> <table border="1"> <thead> <tr> <th>Codice Code</th> <th>N° pezzi N° pieces</th> </tr> </thead> <tbody> <tr> <td>37R019299</td> <td>1</td> </tr> </tbody> </table>	Codice Code	N° pezzi N° pieces	37R019299	1
Codice Code	N° pezzi N° pieces				
37R019299	1				
	<p>Coppia di magneti bipolari 90° L 200 <i>2 x Bipolar magnet 90° L 200</i></p> <table border="1"> <thead> <tr> <th>Codice Code</th> <th>N° pezzi N° pieces</th> </tr> </thead> <tbody> <tr> <td>37R019327</td> <td>1</td> </tr> </tbody> </table>	Codice Code	N° pezzi N° pieces	37R019327	1
Codice Code	N° pezzi N° pieces				
37R019327	1				

## Gaia

Ricambi  
Spare parts


	<p>Coppia di magneti bipolari 45° L 200 <i>2 x Bipolar magnet 45° L 200</i></p> <table border="1"> <thead> <tr> <th>Codice Code</th> <th>N° pezzi N° pieces</th> </tr> </thead> <tbody> <tr> <td>37R019338</td> <td>1</td> </tr> </tbody> </table>	Codice Code	N° pezzi N° pieces	37R019338	1
Codice Code	N° pezzi N° pieces				
37R019338	1				
	<p>Guarnizione inferiore L 79 <i>Lower Seal L 79</i></p> <table border="1"> <thead> <tr> <th>Codice Code</th> <th>N° pezzi N° pieces</th> </tr> </thead> <tbody> <tr> <td>37R019349</td> <td>1</td> </tr> </tbody> </table>	Codice Code	N° pezzi N° pieces	37R019349	1
Codice Code	N° pezzi N° pieces				
37R019349	1				
	<p>Carter superiore - Tcrom® / Nero opaco / Bianco opaco <i>Upper cover - Tcrom® / matt Black / matt White</i></p> <table border="1"> <thead> <tr> <th>Codice Code</th> <th>N° pezzi N° pieces</th> </tr> </thead> <tbody> <tr> <td>37R019350</td> <td>1</td> </tr> </tbody> </table>	Codice Code	N° pezzi N° pieces	37R019350	1
Codice Code	N° pezzi N° pieces				
37R019350	1				
	<p>Piastrina fissaggio binario - Tcrom® / Nero opaco / Bianco opaco <i>Fixing kit for GAIA rail - Tcrom® / matt Black / matt White</i></p> <table border="1"> <thead> <tr> <th>Codice Code</th> <th>N° pezzi N° pieces</th> </tr> </thead> <tbody> <tr> <td>37R019359</td> <td>1</td> </tr> </tbody> </table>	Codice Code	N° pezzi N° pieces	37R019359	1
Codice Code	N° pezzi N° pieces				
37R019359	1				

# Gaia

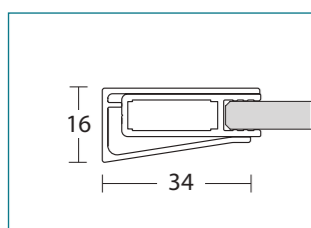
## Accessori Accessories

Art. **36A010004**trattamento NEVERDROP®  
treatment NEVERDROP®Art. **36B010010**sigillante cristallino SPARTAN®  
sealant SPARTAN®

## Componenti in finitura Finishing components

Art. **36C019001**maniglia doppia  
interasse 32 cm - colore.02double handle  
interaxe 32 cm - colore.02Art. **36C019002**maniglia con pomolo interno  
interasse 32 cm - colore.02handle with internal knob  
interaxe 32 cm - colore.02Art. **36C019003**supporto standard vetro-muro  
L 150 cm - colore.02glass-wall standard support  
L 150 cm - colore.02

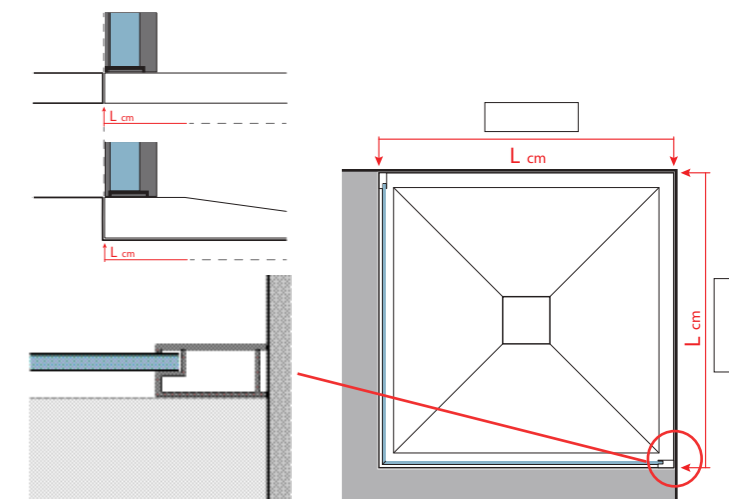
## Profili Profiles

per/for **GA: PSC - PSC2 - ASC**  
**- F - FA**profilo a muro 966 + schienale  
261wall profile 966 + vertical profile  
261

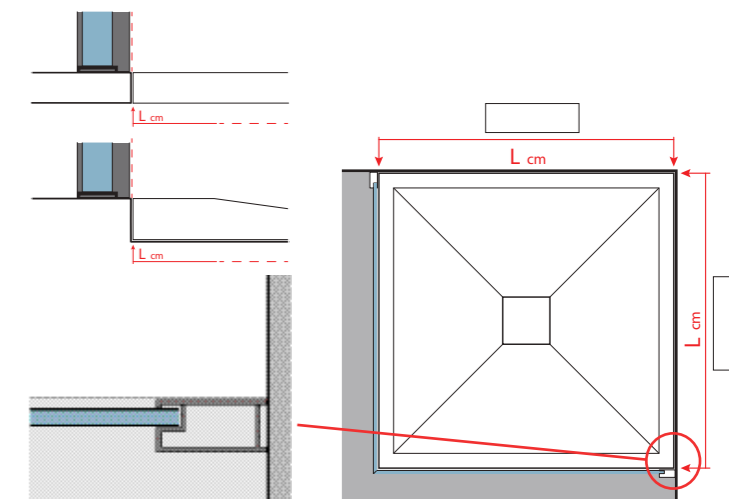
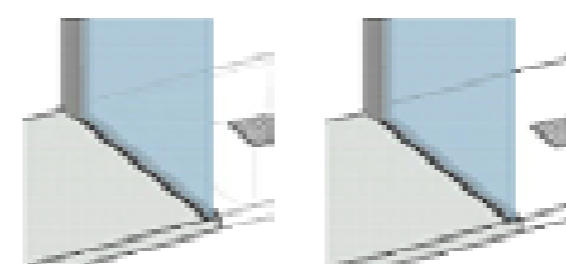
# Gaia

## Installazione a pavimento o con piatto doccia incassato a filo pavimento Floor installation or with built-in shower tray flush with the floor

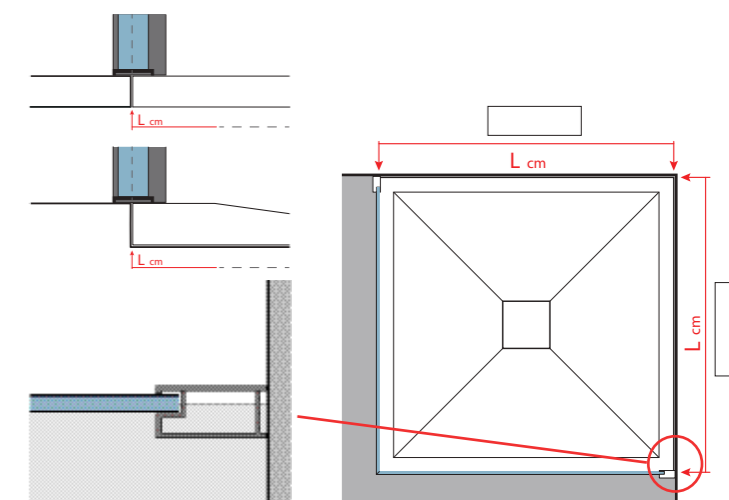
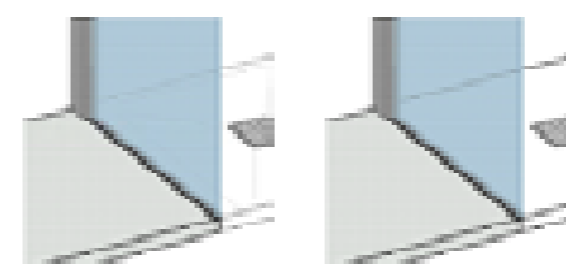
### A1 PROFILO ALL'INTERNO DELLO SPAZIO DOCCIA PROFILE INSIDE THE SHOWER AREA



### A2 PROFILO ALL'ESTERNO DELLO SPAZIO DOCCIA PROFILE OUTSIDE THE SHOWER AREA




### A3 FUGA A MEZZERIA DEL VETRO GLASS OVER THE TILEGROUT




**IMPORTANTE !** In fase d'ordine, se necessario, specificare la tipologia di installazione speciale scelta tra quelle qui rappresentate, es. A1, A2, A3. Prima dell'ordine effettuare il corretto rilievo misure e verificare la perfetta verticalità delle pareti e planarità del piatto doccia o del pavimento. Vedi la sezione "Come si rilevano le misure" a pagina 24.

**IMPORTANT !** When ordering, specify the type of installation i.e.: A1, A2, A3. Before sending the order, take the measurements and check the good levels of walls and tray/floor. See "How to take measurements" section page 24.









CON PROFILO VERTICALE



MORK



chiusura magnetica del modello IN/OUT  
perno di rotazione inferiore con protezione laterale


*magnetic closure of the IN / OUT model  
lower hinge with side protection*





CON PROFILO VERTICALE

tappi di chiusura per profili vertical  
 doppia maniglia esterna/interna interasse 32 cm  
*caps for vertical profiles  
 double external/internal handle interaxe 32 cm*



apertura battente  
 hinged door



### CARATTERISTICHE FEATURES


- H cm 200** ALTEZZA PARETI DOCCIA  
SHOWER DOOR HEIGHT
- 6mm** SPESSORE LASTRA  
GLASS DEPTH
- REV** REVERSIBILE  
REVERSIBLE

### INFO TECNICHE TECHNICAL INFORMATION

- REGOLAZIONE FUORI SQUADRO**  
OFF-SQUARE REGULATION
- EST cm** ESTENSIBILITÀ 2/4  
EXSTENSIBILITY 2/4
- CHIUSURA MAGNETICA**  
MAGNETIC CLOSURE
- ROTAZIONE A CAMMA**  
CAM ROTATION
- PROFILO TENUTA ACQUA**  
LOW SEAL WATER PROFILE
- MANIGLIE ESTERNA / INTERNA**  
EXTERNAL / INTERNAL HANDLES
- NEVERDROP®** TRATTAMENTO NEVERDROP®  
NEVERDROP® TREATMENT
- MISURE SPECIALI**  
SPECIAL SIZES


### Finiture profili

#### COLORE




### Profiles finishing


#### ABITAT



#### VOGUE



### Vetri



### Glasses

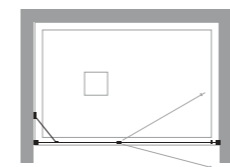
### Decografia



### Decoprinting

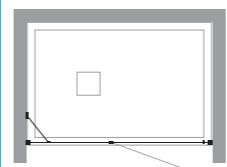
### in nicchia

MO-PIO

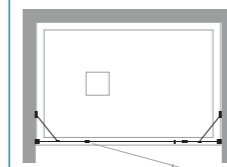


### niche

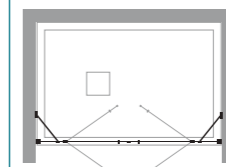
MO-PBA



MO-PFL

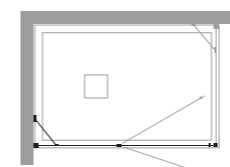


MO-PSA2



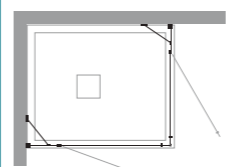
### ad angolo

MO-PIO+MO-FIO

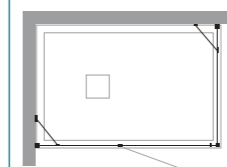


### corner

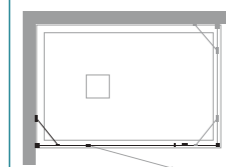
2xMO-PBA



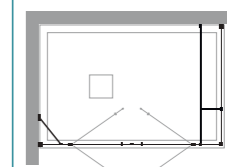
MO-PBA+MO-F



MO-PFL+MO-FA

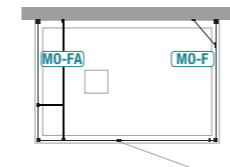


MO-PSA2+MO-FA



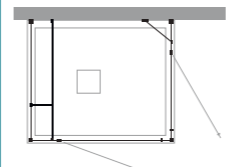
### a tre lati

MO-PBA+MO-F+MO-FA



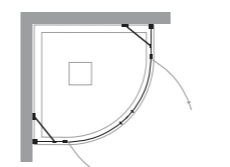
### three sides

2xMO-PBA+MO-FA



### semicircolari

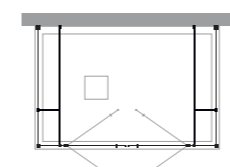
MO-TBA2



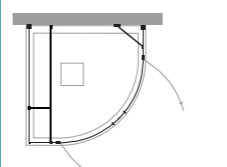
### quadrant

### installazioni particolari special installations

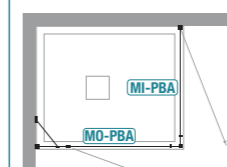
MO-PSA2+2xMO-FA



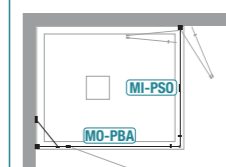
MO-TBA2+MO-FA



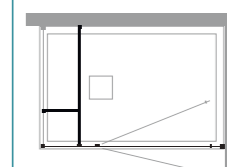
MO-PBA+MI-PBA



MO-PBA+MI-PSO



MO-PIO+MO-FA



### importante

per installazioni particolari richiedere fattibilità all'ufficio tecnico TDA. Alcune configurazioni necessitano di elementi aggiuntivi

contact TDA technical office for particular installation. More elements could be needed


### important

ordini per pareti doccia speciali inoltrati senza relativo disegno **NON** vengono prodotti

orders for special shower walls forwarded without related design are **NOT** produced



incluso included

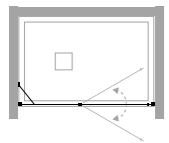


disponibile available



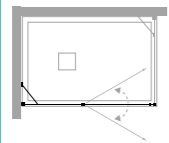
## installazioni

in nicchia niche  
MO-PIO

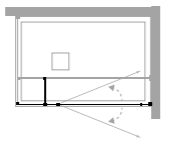


## installations

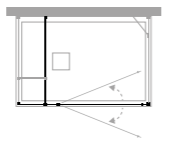
ad angolo corner  
MO-PIO+MO-FIO



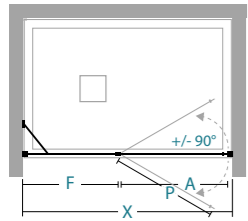
ad angolo corner  
MO-PIO+MO-FA



a tre lati three sides  
MO-PIO+MO-FIO+MO-FA



## informazioni



apertura battente IN/OUT  
IN/OUT swing door

## informations

	X	A	P	F						
77-79	50	51	24					1	30	
87-89	60	61	24					1	33	
97-99	70	71	24					1	36	
107-109	80	81	24					1	40	
117-119	60	61	54					1	43	
127-129	70	71	54					2	47	
137-139	80	81	54					2	50	

X lunghezza parete doccia\ shower wall length  
A spazio d'entrata\ entrance space  
P lunghezza porta\ door length  
F lunghezza lato fisso\ fixed side length

## Misure standard

Codice Code	estensibilità extension	Finiture profili Profiles finishing	30	16	29	32	12	10
08A020080	77-79	colore	---	---	---	---	---	---
		abitat	---	---	---	---	---	
		vogue	---	---	---	---	---	
08A020090	87-89	colore	---	---	---	---	---	
		abitat	---	---	---	---	---	
		vogue	---	---	---	---	---	
08A020100	97-99	colore	---	---	---	---	---	
		abitat	---	---	---	---	---	
		vogue	---	---	---	---	---	
08A020110	107-109	colore	---	---	---	---	---	
		abitat	---	---	---	---	---	
		vogue	---	---	---	---	---	
08A020120	117-119	colore	---	---	---	---	---	
		abitat	---	---	---	---	---	
		vogue	---	---	---	---	---	
08A020130	127-129	colore	---	---	---	---	---	
		abitat	---	---	---	---	---	
		vogue	---	---	---	---	---	
08A020140	137-139	colore	---	---	---	---	---	
		abitat	---	---	---	---	---	
		vogue	---	---	---	---	---	

## Misure speciali L / H

Codice Code	su misura bespoke	Finiture profili Profiles finishing	30	16	29	32	12
08A029001	40 < L < 60	colore	---	---	---	---	---
		abitat	---	---	---	---	
		vogue	---	---	---	---	
08A029001	61 < L < 90	colore	---	---	---	---	---
		abitat	---	---	---	---	
		vogue	---	---	---	---	
08A029001	91 < L < 120	colore	---	---	---	---	---
		abitat	---	---	---	---	
		vogue	---	---	---	---	
08A029001	121 < L < 150	colore	---	---	---	---	---
		abitat	---	---	---	---	
		vogue	---	---	---	---	
08A029001	151 < L < 180	colore	---	---	---	---	---
		abitat	---	---	---	---	
		vogue	---	---	---	---	

## attenzione

la lunghezza della porta MO-PIO abbinata a MO-FIO aumenta di 1,3 cm

total length of MO-PIO combined with MO-FIO is 1,3 cm longer

## warning

incluso: supporto di rinforzo regolabile e snodato

included: adjustable bar

specificare se montato a pavimento (vedi ... pag. ...)

specify any floor installation (see ... page ...)

Optical e Terra - decografia per: vetro Trasparente e Fumè, Misure standard e speciali, max 135 cm L

Optical and Terra - decoprinting for: glass Trasparente and Fumè, Standard and Special sizes, max 135 cm L

il prezzo della H speciale va trovato nella tabella Misure speciali L / H in base alla L della parete doccia

special price for H is to be found in Special sizes L / H as per L needed size

Misure speciali Special size

H max 210 cm  
L min 40 cm  
L max 180 cm

ricambi-Nevedrop-Spartan Spare parts 558

schede rilievo misure measurement form 550

schede installazione installation form 560

profili speciali special profiles 565

## supplementi

Profilo di compensazione 2 cm Extension profile 2 cm

€ --- per codice for code

37P019221

## supplements

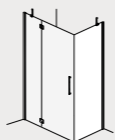
Decografia Decoprinting

€ 71

Sigillante SPARTAN® Sealant SPARTAN®

€ 36B010010

05 acrilico satin 06 atelier 10 frozen 11 flack 12 reflex 16 satinato 29 fumè 30 trasparente 31 extrachiaro 32 cincillà 34 stampato c



incluso

included



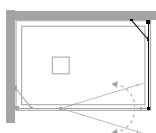
disponibile

available



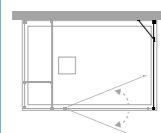
### installazioni

ad angolo corner  
MO-FIO+MO-PIO

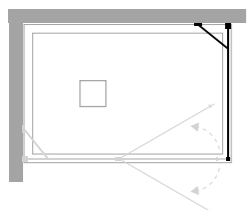


### installations

a tre lati three sides  
MO-FIO+MO-PIO+MO-FA



### informazioni



Y lunghezza parete doccia \ shower wall length

### informations

Y									
66,5-68,5								1	27
71,5-73,5								1	28
76,5-78,5								1	29
86,5-88,5								1	32
96,5-98,5								1	35
116,5-118,5								1	42

### Misure standard

Codice Code	estensibilità extension	Finiture profili Profiles finishing	30	16	29	32	12	10
08F030070	66,5-68,5	colore abiat vogué	---	---	---	---	---	---
08F030075	71,5-73,5	colore abiat vogué	---	---	---	---	---	---
08F030080	76,5-78,5	colore abiat vogué	---	---	---	---	---	---
08F030090	86,5-88,5	colore abiat vogué	---	---	---	---	---	---
08F030100	96,5-98,5	colore abiat vogué	---	---	---	---	---	---
08F030120	116,5-118,5	colore abiat vogué	---	---	---	---	---	---

### Misure speciali L / H

Codice Code	su misura bespoke	Finiture profili Profiles finishing	30	16	29	32	12
08F039001	12 < L < 40	colore abiat vogué	---	---	---	---	---
08F039001	41 < L < 60	colore abiat vogué	---	---	---	---	---
08F039001	61 < L < 90	colore abiat vogué	---	---	---	---	---
08F039001	91 < L < 120	colore abiat vogué	---	---	---	---	---
08F039001	121 < L < 150	colore abiat vogué	---	---	---	---	---
08F039001	151 < L < 180	colore abiat vogué	---	---	---	---	---

### attenzione

incluso: supporto di rinforzo regolabile e snodato

included: adjustable bar

### warning

Optical e Terra - decografia per: vetro Trasparente e Fumè, Misure standard e speciali, max 135 cm L

Optical and Terra - decoprinting for: glass Trasparente and Fumè, Standard and Special sizes, max 135 cm L

il prezzo della H speciale va trovato nella tabella Misure speciali L / H in base alla L della parete doccia

special price for H is to be found in Special sizes L / H as per L needed size

Misure speciali  
Special size

H max 210 cm  
L min 12 cm  
L max 180 cm

ricambi-Neversdrop-Spartan  
Spare parts 558

schede rilievo misure  
measurement form 550

schede installazione  
installation form 560

profili speciali  
special profiles 565

### supplementi

Profilo di compensazione 2 cm  
Extension profile 2 cm

Decografia  
Decoprinting

### supplements

Sigillante SPARTAN®  
Sealant SPARTAN®

37P019221

€ --- per codice for code

€ 36

36B010010

€ ---

05  
acrilico satin

06  
atelier

10  
frozen

11  
flack

12  
reflex

16  
satinato

29  
fumè

30  
trasparente

31  
extrachiario

32  
cincillà

34  
stampato c











incluso      included









disponibile      available







### Misure standard

### Standard sizes

Codice Code	estensibilità extension	Finiture profili Profiles finishing	30	16	29	32	12	10
08A010070	67,5-69,5	colore	---	---	---	---	---	---
		abitat	---	---	---	---	---	
		vogue	---	---	---	---	---	
08A010075	72,5-74,5	colore	---	---	---	---	---	
		abitat	---	---	---	---	---	
		vogue	---	---	---	---	---	
08A010080	77,5-79,5	colore	■	---	---	---	---	
		abitat	---	---	---	---	---	
		vogue	---	---	---	---	---	
08A010090	87,5-89,5	colore	---	---	---	---	---	
		abitat	■	---	---	---	---	
		vogue	---	---	---	---	---	
08A010100	97,5-99,5	colore	---	---	---	---	---	
		abitat	■	---	---	---	---	
		vogue	---	---	---	---	---	
08A010110	107,5-109,5	colore	---	---	---	---	---	
		abitat	---	---	---	---	---	
		vogue	---	---	---	---	---	
08A010120	117,5-119,5	colore	---	---	---	---	---	
		abitat	■	---	---	---	---	
		vogue	---	---	---	---	---	
08A010130	127,5-129,5	colore	---	---	---	---	---	
		abitat	---	---	---	---	---	
		vogue	---	---	---	---	---	
08A010140	137,5-139,5	colore	---	---	---	---	---	
		abitat	---	---	---	---	---	
		vogue	---	---	---	---	---	

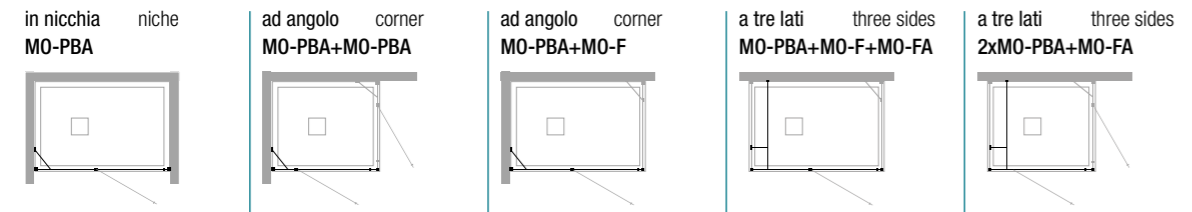
### Misure speciali L / H

### Special sizes L / H

Codice Code	su misura bespoke	Finiture profili Profiles finishing	30	16	29	32
08A019001	40 < L < 60	colore	---	---	---	---
		abitat	---	---	---	---
		vogue	---	---	---	---
08A019001	61 < L < 90	colore	---	---	---	---
		abitat	---	---	---	---
		vogue	---	---	---	---
08A019001	91 < L < 120	colore	---	---	---	---
		abitat	---	---	---	---
		vogue	---	---	---	---
08A019001	121 < L < 150	colore	---	---	---	---
		abitat	---	---	---	---
		vogue	---	---	---	---
08A019001	151 < L < 180	colore	---	---	---	---
		abitat	---	---	---	---
		vogue	---	---	---	---

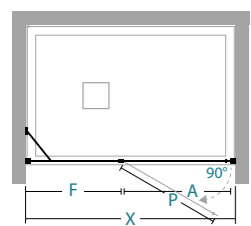
### installazioni

### installations



### informazioni

### informations



apertura battente  
swing door

	X	A	P	F				
67,5-69,5	40	41	24				1	26
72,5-74,5	45	46	24				1	28
77,5-79,5	50	51	24				1	30
87,5-89,5	60	61	24				1	33
97,5-99,5	70	71	24				1	36
107,5-109,5	80	81	24				1	40
117,5-119,5	60	61	54				1	43
127,5-129,5	70	71	54				2	47
137,5-139,5	80	81	54				2	50

X lunghezza parete doccia\ shower wall length  
A spazio d'entrata\ entrance space  
P lunghezza porta\ door length  
F lunghezza lato fisso\ fixed side length

### attenzione

### warning

nella installazione angolo MO-PBA+MO-PBA uno dei due lati può essere sostituito con il modello MI-PBA o MI-PSO della serie Mindy  
corner MO-PBA+MO-PBA: one of the two sides can be substituted with Mindy MI-PBA or MI-PSO

per installazioni a tre lati con larghezze > 140 cm contattare l'ufficio tecnico TDA  
contact TDA technical office for three sides installation L > 140 cm

incluso: supporto di rinforzo regolabile e snodato  
included: adjustable bar

specificare se montato a pavimento (vedi ... pag. ...)  
specify any floor installation (see ... page ...)

Optical e Terra - decografia per: vetro Trasparente e Fumè, Misure standard e speciali, max 135 cm L  
Optical and Terra - decoprinting for: glass Trasparente and Fumè, Standard and Special sizes, max 135 cm L

il prezzo della H speciale va trovato nella tabella Misure speciali L / H in base alla L della parete doccia  
special price for H is to be found in Special sizes L / H as per L needed size

Misure speciali Special size	Disponibilità Availability				ricambi-Neverdrop-Spartan Spare parts
H max 210 cm	■ STOCK				558
L min 40 cm					550
L max 180 cm					560

### supplementi

### supplements

Profilo di compensazione 2 cm Extension profile 2 cm	Decografia Decoprinting	Sigillante SPARTAN® Sealant SPARTAN®		
37P019221	€ --- per codice for code	€ 71	36B010010	€ ---

05 acrilico satin	06 atelier	10 frozen	11 flack	12 reflex	16 satinato	29 fumè	30 trasparente	31 extrachiaro	32 cincilla	34 stampato c
----------------------	---------------	--------------	-------------	--------------	----------------	------------	-------------------	-------------------	----------------	------------------




H cm  
**200**

6 mm

REV

incluso
included

2 cm

NEVERDROP

L/H

disponibile
available

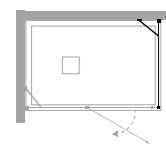
2 cm

L/H

REV

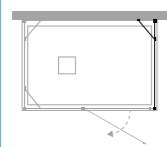
## installazioni

ad angolo corner  
MO-F+MO-PBA

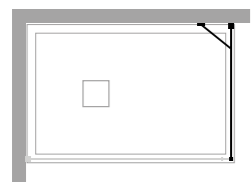


## installations

a tre lati three sides  
MO-F+MO-PBA+MO-FA





## informazioni



Y lunghezza parete doccia\ shower wall length

## informations

Y									
67,5-69,5								1	27
72,5-74,5								1	28
77,5-79,5								1	29
87,5-89,5								1	32
97,5-99,5								1	35
117,5-119,5								1	42

## Misure standard Standard sizes

Codice Code	estensibilità extension	Finiture profili Profiles finishing	30	16	29	32	12	10
08F010070	67,5-69,5	colore	---	---	---	---	---	---
		abitat	■	---	---	---	---	---
		vogue	---	---	---	---	---	---
08F010075	72,5-74,5	colore	---	---	---	---	---	---
		abitat	---	---	---	---	---	---
		vogue	---	---	---	---	---	---
08F010080	77,5-79,5	colore	---	---	---	---	---	---
		abitat	■	---	---	---	---	---
		vogue	---	---	---	---	---	---
08F010090	87,5-89,5	colore	---	---	---	---	---	---
		abitat	■	---	---	---	---	---
		vogue	---	---	---	---	---	---
08F010100	97,5-99,5	colore	---	---	---	---	---	---
		abitat	■	---	---	---	---	---
		vogue	---	---	---	---	---	---
08F010120	117,5-119,5	colore	---	---	---	---	---	---
		abitat	---	---	---	---	---	---
		vogue	---	---	---	---	---	---

## Misure speciali L / H Special sizes L / H

Codice Code	su misura bespoke	Finiture profili Profiles finishing	30	16	29	32	12
08F019001	12 < L < 40	colore	---	---	---	---	---
		abitat	---	---	---	---	---
		vogue	---	---	---	---	---
08F019001	41 < L < 60	colore	---	---	---	---	---
		abitat	---	---	---	---	---
		vogue	---	---	---	---	---
08F019001	61 < L < 90	colore	---	---	---	---	---
		abitat	---	---	---	---	---
		vogue	---	---	---	---	---
08F019001	91 < L < 120	colore	---	---	---	---	---
		abitat	---	---	---	---	---
		vogue	---	---	---	---	---
08F019001	121 < L < 150	colore	---	---	---	---	---
		abitat	---	---	---	---	---
		vogue	---	---	---	---	---
08F019001	151 < L < 180	colore	---	---	---	---	---
		abitat	---	---	---	---	---
		vogue	---	---	---	---	---

## attenzione

incluso: supporto di rinforzo regolabile e snodato

included: adjustable bar

Optical e Terra - decografia per: vetro Trasparente e Fumè, Misure standard e speciali, max 135 cm L

Optical and Terra - decoprinting for: glass Trasparente and Fumè, Standard and Special sizes, max 135 cm L

## warning

installazione speciale su muretto sostituire il cod. 08F019001 con il cod. 08F019002

special installation on low wall: substitute code 08F019001 with code 08F019002

il prezzo della H speciale va trovato nella tabella Misure speciali L / H in base alla L della parete doccia

special price for H is to be found in Special sizes L / H as per L needed size

Misure speciali Special size	Disponibilità Availability	€	€	€	€	€	€	€	€
H max 210 cm	■ STOCK	---	36	---	---	---	---	---	---
L min 12 cm									
L max 180 cm									
37P019221	per codice for code	---	36	---	---	---	---	---	---
37P019221	per codice for code	---	36	---	---	---	---	---	---
37P019221	per codice for code	---	36	---	---	---	---	---	---

**05** acrilico satin

**06** atelier

**10** frozen

**11** flack

**12** reflex

**16** satinato

**29** fumè

**30** trasparente

**31** extrachiario

**32** cincillà

**34** stampato c

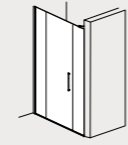
ricambi-Neversdrop-Spartan Spare parts **558**

schede rilievo misure measurement form **550**

schede installazione installation form **560**

profili speciali special profiles **565**





incluso

included



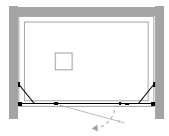
disponibile

available



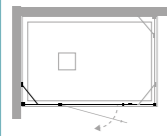
## installazioni

in nicchia niche  
MO-PFL

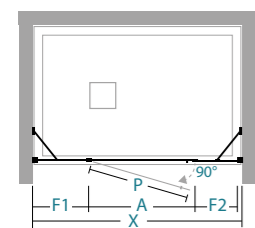


## installations

ad angolo corner  
MO-PFL+MO-FA



## informazioni



apertura battente  
swing door

## informations

	X	A	P	F1	F2				
106-110	60	61	24	19.5				1	26
116-120	70	71	24	19.5				1	28
126-130	70	71	24	29.5				1	30
136-140	80	81	24	29.5				1	33
146-150	80	81	24	39.5				1	36
156-160	80	81	24	49.5				1	40
166-170	80	81	24	59.5				1	43
176-180	80	81	24	69.5				2	47

X lunghezza parete doccia\ shower wall length  
A spazio d'entrata\ entrance space  
P lunghezza porta\ door length  
F1 / F2 lunghezza lato fisso\ fixed side length

## Misure standard

## Standard sizes

Codice Code	estensibilità extension	Finiture profili Profiles finishing	30	16	29	32	12	10
08P020110	106-110	colore	---	---	---	---	---	---
		abitat	---	---	---	---	---	
		vogue	---	---	---	---	---	
08P020120	116-120	colore	---	---	---	---	---	
		abitat	---	---	---	---	---	
		vogue	---	---	---	---	---	
08P020130	126-130	colore	---	---	---	---	---	
		abitat	---	---	---	---	---	
		vogue	---	---	---	---	---	
08P020140	136-140	colore	---	---	---	---	---	
		abitat	---	---	---	---	---	
		vogue	---	---	---	---	---	
08P020150	146-150	colore	---	---	---	---	---	
		abitat	---	---	---	---	---	
		vogue	---	---	---	---	---	
08P020160	156-160	colore	---	---	---	---	---	
		abitat	---	---	---	---	---	
		vogue	---	---	---	---	---	
08P020170	166-170	colore	---	---	---	---	---	
		abitat	---	---	---	---	---	
		vogue	---	---	---	---	---	
08P020180	176-180	colore	---	---	---	---	---	
		abitat	---	---	---	---	---	
		vogue	---	---	---	---	---	

## Misure speciali L / H

## Special sizes L / H

Codice Code	su misura bespoke	Finiture profili Profiles finishing	30	16	29	32	12
08P029001	100 < L < 120	colore	---	---	---	---	---
		abitat	---	---	---	---	---
		vogue	---	---	---	---	---
08P029001	121 < L < 140	colore	---	---	---	---	---
		abitat	---	---	---	---	---
		vogue	---	---	---	---	---
08P029001	141 < L < 160	colore	---	---	---	---	---
		abitat	---	---	---	---	---
		vogue	---	---	---	---	---
08P029001	161 < L < 180	colore	---	---	---	---	---
		abitat	---	---	---	---	---
		vogue	---	---	---	---	---
08P029001	181 < L < 200	colore	---	---	---	---	---
		abitat	---	---	---	---	---
		vogue	---	---	---	---	---

## attenzione

incluso: supporto di rinforzo regolabile e snodato

included: adjustable bar

## warning

Optical e Terra - decografia per: vetro Trasparente e Fumè, Misure standard e speciali, max 135 cm L

Optical and Terra - decoprinting for: glass Trasparente and Fumè, Standard and Special sizes, max 135 cm L

per ottenere l'apertura IN/OUT sostituire la guarnizione in dotazione con la guarnizione cod. 37R019327 disponibile a supplemento

for IN/OUT installation substitute the included seal with seal code 37R019327

il prezzo della H speciale va trovato nella tabella Misure speciali L / H in base alla L della parete doccia

special price for H is to be found in Special sizes L / H as per L needed size

Misure speciali  
Special size

H max 210 cm  
L min 100 cm  
L max 200 cm

ricambi-Neversdrop-Spartan  
Spare parts 558

schede rilievo misure  
measurement form 550

schede installazione  
installation form 560

profili speciali  
special profiles 565

## supplementi

## supplements

Profilo di compensazione 2 cm  
Extension profile 2 cm

Guarnizione IN/OUT  
Seal IN/OUT

Decografia  
Decoprinting

Sigillante SPARTAN®  
Sealant SPARTAN®

37P019221 € ---

37R019327 € ---

per codice  
for code

71 € 36B010010

---

05  
acrilico satin

06  
atelier

10  
frozen

11  
flack

12  
reflex

16  
satinato

29  
fumè

30  
trasparente

31  
extrachiaro

32  
cincillà

34  
stampato c



incluso

included



disponibile

available



## Misure standard

## Standard sizes

Codice Code	estensibilità extension	Finiture profili Profiles finishing	30	16	29	32	12	10
08P010110	106,5-110,5	colore	---	---	---	---	---	---
		abitat	---	---	---	---	---	
		vogue	---	---	---	---	---	
08P010120	116,5-120,5	colore	---	---	---	---	---	
		abitat	---	---	---	---	---	
		vogue	---	---	---	---	---	
08P010130	126,5-130,5	colore	---	---	---	---	---	
		abitat	---	---	---	---	---	
		vogue	---	---	---	---	---	
08P010140	136,5-140,5	colore	---	---	---	---	---	
		abitat	---	---	---	---	---	
		vogue	---	---	---	---	---	
08P010150	146,5-150,5	colore	---	---	---	---	---	
		abitat	---	---	---	---	---	
		vogue	---	---	---	---	---	
08P010160	156,5-160,5	colore	---	---	---	---	---	
		abitat	---	---	---	---	---	
		vogue	---	---	---	---	---	

## Misure speciali L / H

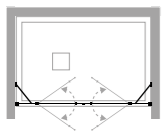
## Special sizes L / H

Codice Code	su misura bespoke	Finiture profili Profiles finishing	30	16	29	32	12
08P019001	100 < L < 120	colore	---	---	---	---	---
		abitat	---	---	---	---	
		vogue	---	---	---	---	
08P019001	121 < L < 140	colore	---	---	---	---	---
		abitat	---	---	---	---	
		vogue	---	---	---	---	
08P019001	141 < L < 160	colore	---	---	---	---	---
		abitat	---	---	---	---	
		vogue	---	---	---	---	
08P019001	161 < L < 180	colore	---	---	---	---	---
		abitat	---	---	---	---	
		vogue	---	---	---	---	
08P019001	181 < L < 200	colore	---	---	---	---	---
		abitat	---	---	---	---	
		vogue	---	---	---	---	

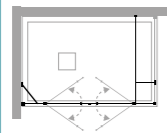
## installazioni

## installations

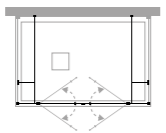
in nicchia niche  
MO-PSA2



ad angolo corner  
MO-PSA2+MO-FA

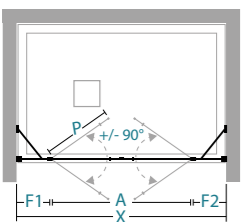


a tre lati three sides  
MO-PSA2+2xMO-FA



## informazioni

## informations



apertura battente swing door

X	A	P	F1/F2						
106,5-110,5	54	28	24					2	43
116,5-120,5	64	33	24					2	46
126,5-130,5	74	38	24					2	50
136,5-140,5	84	43	24					2	53
146,5-150,5	94	48	24					2	56
156,5-160,5	104	53	24					2	59

X lunghezza parete doccia\ shower wall length  
A spazio d'entrata\ entrance space  
P lunghezza porta\ door length  
F1 / F2 lunghezza lato fisso\ fixed side length

## attenzione

## warning

per installazioni a tre lati con larghezze > 160 cm contattare l'ufficio tecnico TDA

contact TDA technical office for three sides installation L > 160 cm

inclusi: nr 2 supporti di rinforzo regolabili e snodati

included: nr 2 - adjustable bar

specificare se montato a pavimento (vedi ... pag. ...)

specify any floor installation (see ... page ...)

Optical e Terra - decografia per: vetro Trasparente e Fumè, Misure standard e speciali, max 135 cm L

Optical and Terra - decoprinting for: glass Trasparente and Fumè, Standard and Special sizes, max 135 cm L

il prezzo della H speciale va trovato nella tabella Misure speciali L / H in base alla L della parete doccia

special price for H is to be found in Special sizes L / H as per L needed size

Misure speciali Special size

H max 210 cm  
L min 100 cm  
L max 200 cm

## supplementi

Profilo di compensazione 2 cm Extension profile 2 cm

€ --- per codice for code

05 acrilico satin

06 atelier

10 frozen

11 flack

12 reflex

16 satinato

29 fumè

30 trasparente

31 extrachiario

32 cincillà

34 stampato c

## supplements

Decografia Decoprinting

Sigillante SPARTAN® Sealant SPARTAN®

€ 142

36B010010

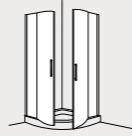
€ ---

ricambi-Neversdrop-Spartan Spare parts 558

schede rilievo misure measurement form 550

schede installazione installation form 560

profili speciali special profiles 565



incluso

included



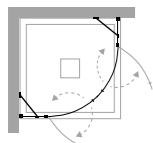
disponibile

available



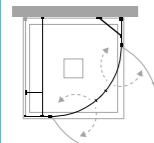
## installazioni

ad angolo corner  
MO-TBA2

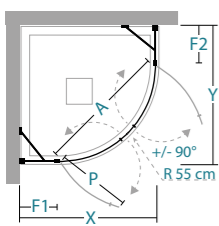


## installations

a tre lati three sides  
MO-TBA2+MO-FA



## informazioni



## informations

apertura battente swing door

X/Y	A	F1/F2	P						
78-80	74	21	42					2	51
88-90	74	31	42					2	58

X / Y lunghezza parete doccia \ shower wall length  
A spazio d'entrata \ entrance space  
P lunghezza porta \ door length  
F1 / F2 lunghezza lato fisso \ fixed side length

## Misure standard

## Standard sizes

Codice Code	estensibilità extension	Finiture profili Profiles finishing	30	16
08T010080	78-80	colore	---	---
		abitat	■	---
		vogue	---	---
08T010090	88-90	colore	---	---
		abitat	■	---
		vogue	---	---

## Misure speciali L

## Special sizes L

Codice Code	estensibilità extension	Finiture profili Profiles finishing	30	16
08T019001	72 < L < 77	colore	---	---
		abitat	---	---
		vogue	---	---
08T019001	Standard 78-80	colore	---	---
		abitat	---	---
		vogue	---	---
08T019001	81 < L < 87	colore	---	---
		abitat	---	---
		vogue	---	---
08T019001	Standard 88-90	colore	---	---
		abitat	---	---
		vogue	---	---
08T019001	91 < L < 120	colore	---	---
		abitat	---	---
		vogue	---	---

## attenzione

installazione su piatto doccia semicircolare raggio 55 cm

installation on quadrant shower tray radius 55 cm

## warning

inclusi: nr 2 supporti di rinforzo regolabili e snodati

included: nr 2 - adjustable bar

il prezzo delle misure speciali è inteso per lato

special sizes: prices are to be intended for one side

per installazioni a tre lati richiedere fattibilità all'ufficio tecnico TDA

contact TDA technical office for three sides installation

Optical e Terra - decografia per: vetro Trasparente e Fumè, Misure standard e speciali, max 135 cm L

Optical and Terra - decoprinting for: glass Trasparente and Fumè, Standard and Special sizes, max 135 cm L

il prezzo della L speciale va trovato nella tabella Misure speciali L in base alla L della parete doccia

special price for L is to be found in Special sizes L as per L needed size

Misure speciali Special size

L min 72 cm  
L max 120 cm

Disponibilità Availability

■ STOCK

ricambi-Neversdrop-Spartan Spare parts 558

schede rilievo misure measurement form 550

schede installazione installation form 560

profili speciali special profiles 565

## supplementi

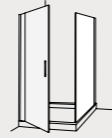
Profilo di compensazione 2 cm Extension profile 2 cm

37P019221 € ---

## supplements

Sigillante SPARTAN® Sealant SPARTAN®

36B010010 € ---



incluso included



disponibile available



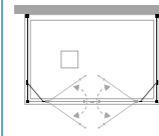
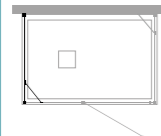
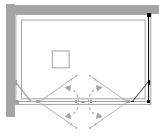
## installazioni

## installations

ad angolo corner  
MO-FA+MO-PSA2

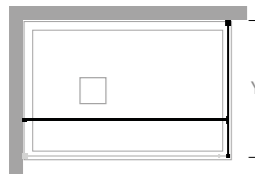
a tre lati three sides  
MO-FA+MO-F+MO-PBA

a tre lati three sides  
2xMO-FA+MO-PSA2



## informazioni

## informations



Y						nr	kg max
67,5-69,5						1	26
72,5-74,5						1	28
77,5-79,5						1	29
87,5-89,5						1	33
97,5-99,5						1	36
117,5-119,5						1	42

Y lunghezza parete doccia\ shower wall length

## Misure standard

## Standard sizes

Codice Code	estensibilità extension	Finiture profili Profiles finishing	30	16	29	32	12	10
08F020070	67,5-69,5	colore	---	---	---	---	---	---
		abiat	■	---	---	---	---	---
		vogue	---	---	---	---	---	---
08F020075	72,5-74,5	colore	---	---	---	---	---	---
		abiat	---	---	---	---	---	---
		vogue	---	---	---	---	---	---
08F020080	77,5-79,5	colore	---	---	---	---	---	---
		abiat	■	---	---	---	---	---
		vogue	---	---	---	---	---	---
08F020090	87,5-89,5	colore	---	---	---	---	---	---
		abiat	---	---	---	---	---	---
		vogue	---	---	---	---	---	---
08F020100	97,5-99,5	colore	---	---	---	---	---	---
		abiat	---	---	---	---	---	---
		vogue	---	---	---	---	---	---
08F020120	117,5-119,5	colore	---	---	---	---	---	---
		abiat	---	---	---	---	---	---
		vogue	---	---	---	---	---	---

## Misure speciali L / H

## Special sizes L / H

Codice Code	su misura bespoke	Finiture profili Profiles finishing	30	16	29	32	12
08F029001	16 < L < 40	colore	---	---	---	---	---
		abiat	---	---	---	---	---
		vogue	---	---	---	---	---
08F029001	41 < L < 60	colore	---	---	---	---	---
		abiat	---	---	---	---	---
		vogue	---	---	---	---	---
08F029001	61 < L < 90	colore	---	---	---	---	---
		abiat	---	---	---	---	---
		vogue	---	---	---	---	---
08F029001	91 < L < 120	colore	---	---	---	---	---
		abiat	---	---	---	---	---
		vogue	---	---	---	---	---
08F029001	121 < L < 150	colore	---	---	---	---	---
		abiat	---	---	---	---	---
		vogue	---	---	---	---	---
08F029001	151 < L < 180	colore	---	---	---	---	---
		abiat	---	---	---	---	---
		vogue	---	---	---	---	---

## attenzione

## warning

per installazioni a tre lati con larghezze > 140 cm contattare l'ufficio tecnico TDA

inclusi: supporto di rinforzo snodato L 150 cm + supporto fisso

Optical e Terra - decografia per: vetro Trasparente e Fumè, Misure standard e speciali, max 135 cm L

il prezzo della H speciale va trovato nella tabella Misure speciali L / H in base alla L della parete doccia

contact TDA technical office for three sides installation L > 140 cm

included: L 150 cm adjustable bar + fixed support

Optical and Terra - decoprinting for: glass Trasparente and Fumè, Standard and Special sizes, max 135 cm L

special price for H is to be found in **Special sizes L / H** as per L needed size

Misure speciali Special size

Disponibilità Availability

H max 210 cm  
L min 16 cm  
L max 180 cm

■ STOCK

ricambi-Neverdrop-Spartan Spare parts 558

schede rilievo misure measurement form 550

schede installazione installation form 560

profili speciali special profiles 565

## supplementi

## supplements

Profilo di compensazione 2 cm Extension profile 2 cm

Decografia Decoprinting

Sigillante SPARTAN® Sealant SPARTAN®

37P019221 € --- per codice for code

€ 36

36B010010

€ ---

05 acrilico satin

06 atelier

10 frozen

11 flack

12 reflex

16 satinato

29 fumè

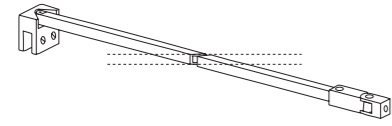
30 trasparente

31 extrachiaro

32 cincillà

34 stampato c

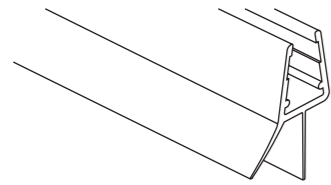
## Mork

Ricambi  
Spare parts

Supporto standard vetro-muro L 100 (con deviatore) - Tcrom® / Nero e Bianco opaco  
Glass-wall standard support L 100 (with div.) - Tcrom® / matt Black / matt White

Codice Code	N° pezzi N° pieces
----------------	-----------------------

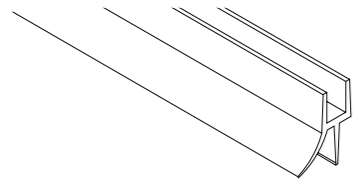
36S117002	1
-----------	---



Guarnizione doppia aletta L 100  
Double fin seal L 100

Codice Code	N° pezzi N° pieces
----------------	-----------------------

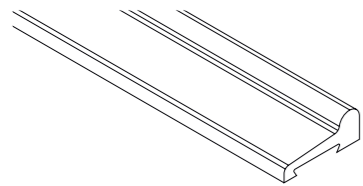
37R019022	1
-----------	---



Guarnizione pinna doppia per MO-TBA2 L 100  
Double fin seal for MO-TBA2 L 100

Codice Code	N° pezzi N° pieces
----------------	-----------------------

37R019113	1
-----------	---



Profilo tenuta a terra per MO-TBA2 - Tcrom® / Nero opaco / Bianco opaco  
Anti-leakage lower profile for MO-TBA2 - Tcrom® / matt Black / matt White

Codice Code	N° pezzi N° pieces
----------------	-----------------------

37R019131	1
-----------	---



Maniglia doppia esterna/interna - Tcrom® / Nero opaco / Bianco opaco  
Double internal/external handle - Tcrom® / matt Black / matt White

Codice Code	N° pezzi N° pieces
----------------	-----------------------

37R019380	1
-----------	---

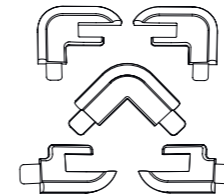
## Mork

Ricambi  
Spare parts

Maniglia esterna + pomolo interno - Tcrom® / Nero opaco / Bianco opaco  
External handle + internal knob - Tcrom® / matt Black / matt White

Codice Code	N° pezzi N° pieces
----------------	-----------------------

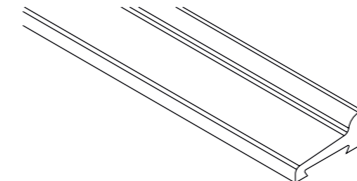
37R019381	1
-----------	---



Raccordi per vetro spessore 6 mm - Tcrom® / Nero opaco / Bianco opaco  
Connection parts for glass 6 mm - Tcrom® / matt Black / matt White

Codice Code	N° pezzi N° pieces
----------------	-----------------------

37R019134	1
-----------	---



Profilo barriera 45° H 120 - Tcrom® / Nero opaco / Bianco opaco  
Anti-leakage profile 45° H 120 - Tcrom® / matt Black / matt White

Codice Code	N° pezzi N° pieces
----------------	-----------------------

37R019224	1
-----------	---



Tappi copertura - Tcrom® / Nero opaco / Bianco opaco  
Screw caps - Tcrom® / matt Black / matt White

Codice Code	N° pezzi N° pieces
----------------	-----------------------

37R019243	2
-----------	---



Perno superiore - Tcrom® / Nero opaco / Bianco opaco  
Upper hinge Mork - Tcrom® / matt Black / matt White

Codice Code	N° pezzi N° pieces
----------------	-----------------------

37R019292	1
-----------	---

## Mork

Ricambi  
Spare parts

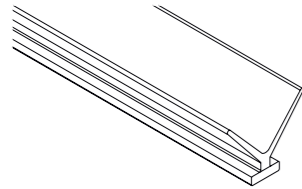
Perno inferiore - Tcrom® / Nero opaco / Bianco opaco  
Lower hinge Mork - Tcrom® / matt Black / matt White

Codice Code	N° pezzi N° pieces
37R019293	1



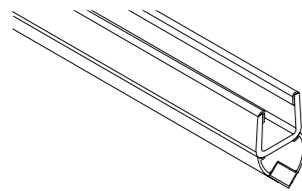
Raccordo inferiore - Tcrom® / Nero opaco / Bianco opaco  
Lower connection - Tcrom® / matt Black / matt White

Codice Code	N° pezzi N° pieces
37R019295	2




Guarnizione verticale tenuta L 200  
Vertical anti-leakage seal L 200

Codice Code	N° pezzi N° pieces
37R019296	1



Magnete bipolare 45° L 200  
Bipolar magnet 45° L 200


Codice Code	N° pezzi N° pieces
37R019326	1



Coppia di magneti bipolari 90° L 200  
2 x Bipolar magnet 90° L 200

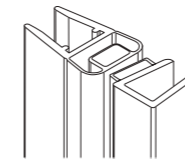
Codice Code	N° pezzi N° pieces
37R019327	1

## Mork

Ricambi  
Spare parts

Coppia di magneti bipolari 45° L 200  
2 x Bipolar magnet 45° L 200

Codice Code	N° pezzi N° pieces
37R019338	1





Coppia di magneti bipolari 90° L 210 per **MO-PIO**  
2 x Bipolar magnet 90° L 210 for **MO-PIO**

Codice Code	N° pezzi N° pieces
37R019377	1 + 1

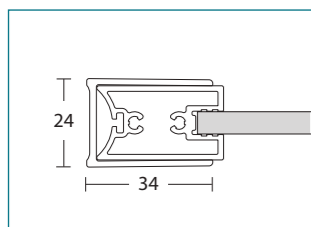
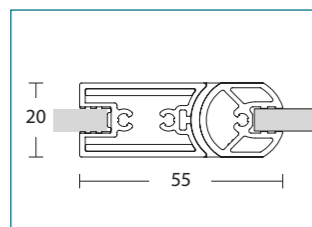
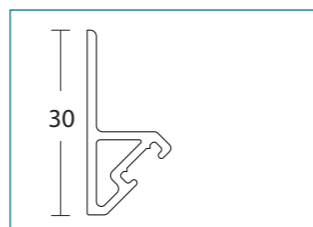
### Accessori Accessories

Art. **36A010004**trattamento NEVERDROP®  
treatment NEVERDROP®Art. **36B010010**sigillante cristallino SPARTAN®  
sealant SPARTAN®

### Componenti in finitura Finishing components

Art. **36C019001**maniglia doppia  
interasse 32 cm - colore.02double handle  
interaxe 32 cm - colore.02Art. **36C019002**maniglia con pomolo interno  
interasse 32 cm - colore.02handle with internal knob  
interaxe 32 cm - colore.02Art. **36C019003**supporto standard vetro-muro  
L 150 cm - colore.02glass-wall standard support  
L 150 cm - colore.02

### Profili Profiles

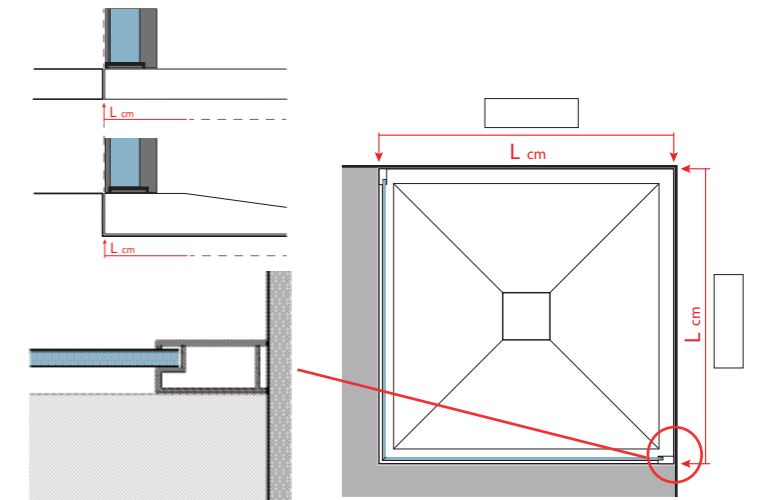
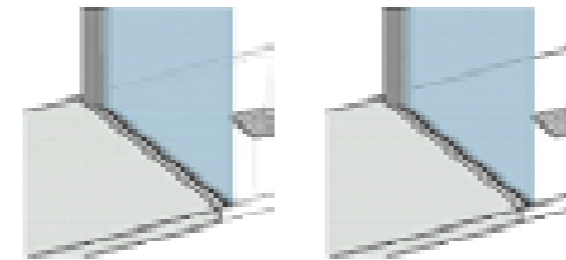
per/for **MO: PBA - PSA2 - F - FA - TBA2**profilo a muro 1125 + schienale  
1212wall profile 1125 + vertical profile  
1212per/for **MO: PBA - PSO- PSA2 - F - FA**profilo schienale 1212 +  
rotazione 1337vertical profile 1212 +  
rotation 1337

chiusura con magnete 1128

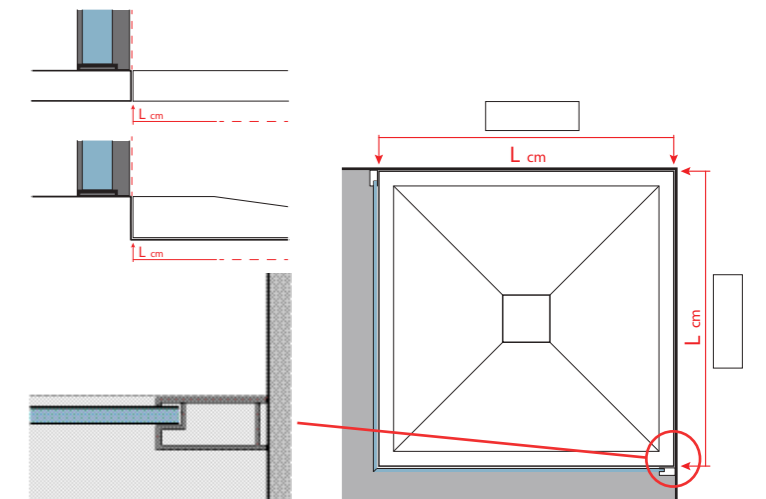
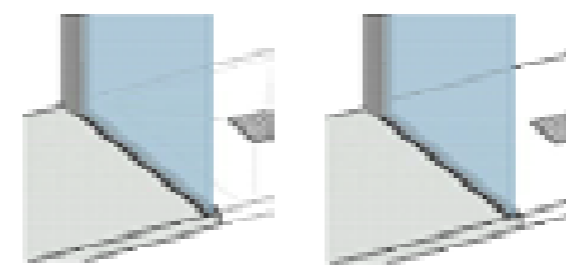
magnetic closing 1128

### Installazione a pavimento o con piatto doccia incassato a filo pavimento Floor installation or with built-in shower tray flush with the floor

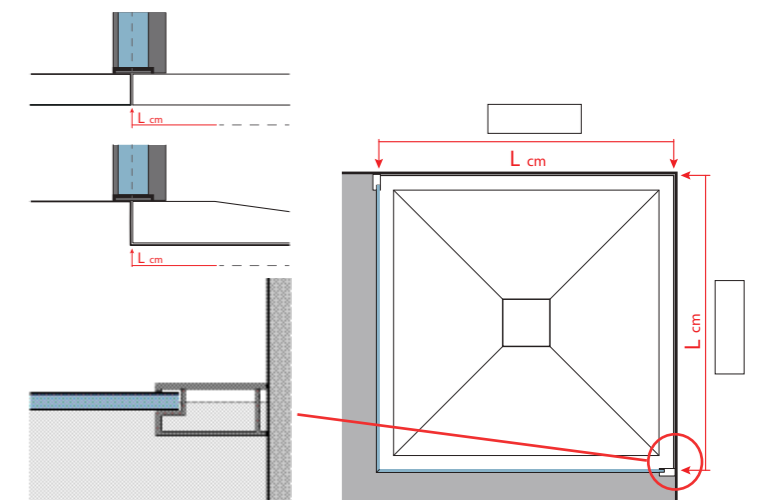
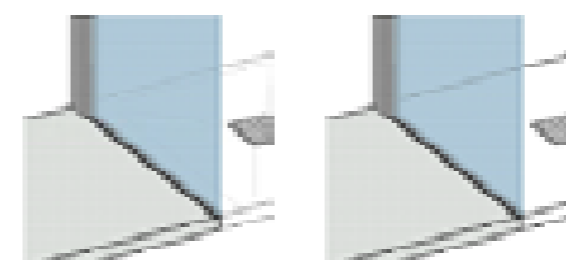
#### A1 PROFILO ALL'INTERNO DELLO SPAZIO DOCCIA PROFILE INSIDE THE SHOWER AREA



#### A2 PROFILO ALL'ESTERNO DELLO SPAZIO DOCCIA PROFILE OUTSIDE THE SHOWER AREA



#### A3 FUGA A MEZZERIA DEL VETRO GLASS OVER THE TILEGROUT



**IMPORTANTE !** In fase d'ordine, se necessario, specificare la tipologia di installazione speciale scelta tra quelle qui rappresentate, es. A1, A2, A3. Prima dell'ordine effettuare il corretto rilievo misure e verificare la perfetta verticalità delle pareti e planarità del piatto doccia o del pavimento. Vedi la sezione "Come si rilevano le misure" a pagina 24.

**IMPORTANT !** When ordering, specify the type of installation i.e.: A1, A2, A3. Before sending the order, take the measurements and check the good levels of walls and tray/floor. See "How to take measurements" section page 24.





Vassily Kandinsky,  
Alcuni cerchi,  
1926



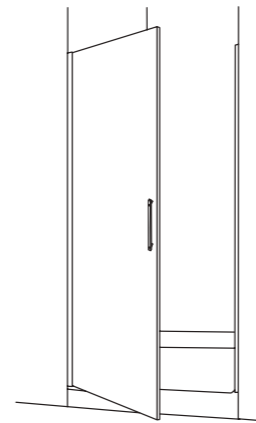


CON PROFILO VERTICALE

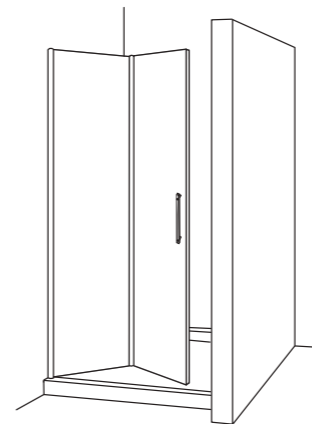


cerniera cromata con apertura 90° per soffietto  
maniglia esterna / pomolo interno

*chrome hinge with 90° inner closing for folding doors  
external handel / internal knob*



apertura battente  
hinged door



apertura soffietto  
folding door







perno di rotazione inferiore con protezione laterale  
 profili ridotti per chiusura magnetica centrale a 45°

*lower hinge with side protection  
 reduced profiles for 45° central magnetic closing*



### CARATTERISTICHE FEATURES


- H cm 200** ALTEZZA PARETI DOCCIA  
SHOWER DOOR HEIGHT
- 6mm** SPESSORE LASTRA  
GLASS DEPTH
- REV** REVERSIBILE  
REVERSIBLE

### INFO TECNICHE TECHNICAL INFORMATION

- REGOLAZIONE FUORI SQUADRO**  
OFF-SQUARE REGULATION
- EST cm** ESTENSIBILITÀ 2/4  
EXSTENSIBILITY 2/4
- CHIUSURA MAGNETICA**  
MAGNETIC CLOSURE
- ROTAZIONE A CAMMA**  
CAM ROTATION
- CERNIERA 180°**  
180° HINGE
- PROFILO TENUTA ACQUA**  
LOW SEAL WATER PROFILE
- MANIGLIE ESTERNA / INTERNA**  
EXTERNAL / INTERNAL HANDLES
- NEVERDROP®**  
TRATTAMENTO NEVERDROP®  
NEVERDROP® TREATMENT
- MISURE SPECIALI**  
SPECIAL SIZES


### Finiture profili

#### COLORE




### Profiles finishing


#### ABITAT



#### VOGUE



### Vetri



### Glasses

### Decografia

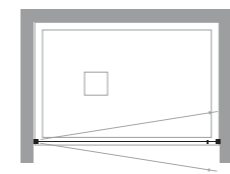


### Decoprinting

### installazioni previste allowed installations

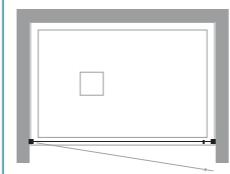
#### in nicchia

MI-PIO

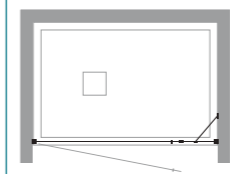


#### niche

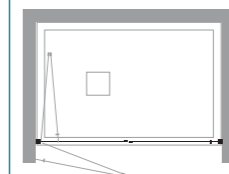
MI-PBA



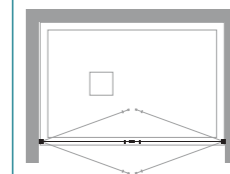
MI-PFL



MI-PSO

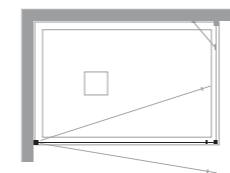


MI-PSA2



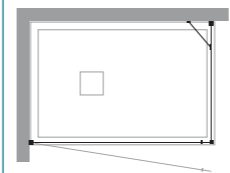
#### ad angolo

MI-PIO+MI-FIO

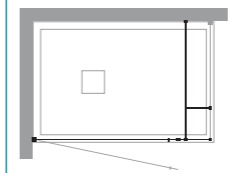


#### corner

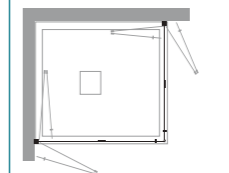
MI-PBA+MI-F



MI-PFL+MI-FA

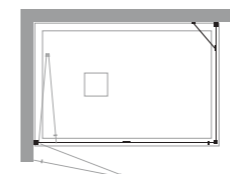


MI-PSO+MI-PSO



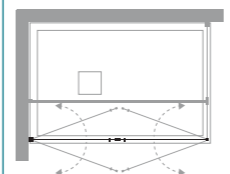
#### ad angolo

MI-PSO+MI-F



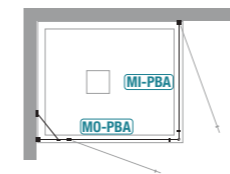
#### corner

MI-PSA2+MI-FA

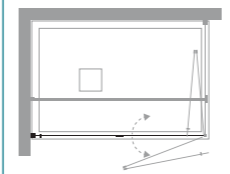


### installazioni particolari special installations

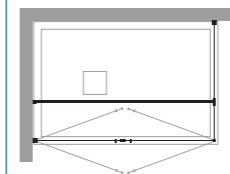
MI-PBA+MO-PBA



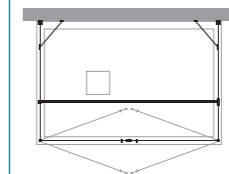
MI-PSO+MI-FA



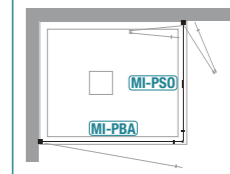
MI-PSA2+MI-FA



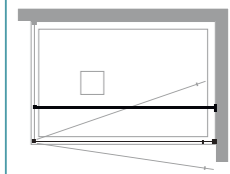
MI-PSA2+2xMI-FA



MI-PBA+MI-PSO

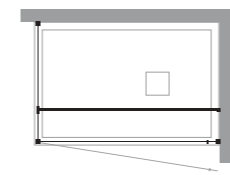


MI-PIO+MI-FA



### installazioni particolari special installations

MI-PBA+MI-FA



### importante

per installazioni particolari richiedere fattibilità all'ufficio tecnico TDA. Alcune configurazioni necessitano di elementi aggiuntivi

contact TDA technical office for particular installation. More elements could be needed

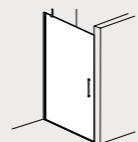
### important

nella versione angolo **MI-PBA+MI-PBA** uno dei due lati può essere sostituito con il modello **MO-PBA** della serie Mork

nella versione angolo **MI-PBA+MI-PBA** uno dei due lati può essere sostituito con il modello **MO-PBA** della serie Mork

ordini per pareti doccia speciali inoltrati senza relativo disegno **NON** vengono prodotti

orders for special shower walls forwarded without related design are **NOT** produced



incluso

included



disponibile

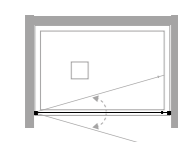
available



### installazioni

in nicchia niche

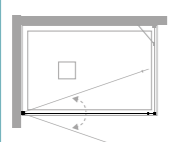
MI-PIO



### installations

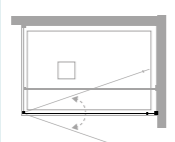
ad angolo corner

MI-PIO+MI-FIO

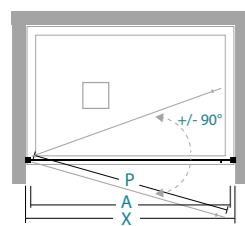


ad angolo corner

MI-PIO+MI-FA



### informazioni



apertura battente IN/OUT  
IN/OUT swing door

### informations

	X	A	P		
37-39	30	31		1	23
42-44	35	36		1	26
47-49	40	41		1	28
52-54	45	46		1	30
57-59	50	51		1	33
62-64	55	56		1	36
67-69	60	61		1	40
72-74	65	66		1	43
77-79	70	71		1	47
87-89	80	81		1	50

X lunghezza parete doccia\ shower wall length  
A spazio d'entrata\ entrance space  
P lunghezza porta\ door length

### Misure standard

Codice Code	estensibilità extension	Finiture profili Profiles finishing	30	16	29	32	12	10
08A220040	37-39	colore	---	---	---	---	---	---
		abitat	---	---	---	---	---	
		vogue	---	---	---	---	---	
08A220045	42-44	colore	---	---	---	---	---	
		abitat	---	---	---	---	---	
		vogue	---	---	---	---	---	
08A220050	47-49	colore	---	---	---	---	---	
		abitat	---	---	---	---	---	
		vogue	---	---	---	---	---	
08A220055	52-54	colore	---	---	---	---	---	
		abitat	---	---	---	---	---	
		vogue	---	---	---	---	---	
08A220060	57-59	colore	---	---	---	---	---	
		abitat	---	---	---	---	---	
		vogue	---	---	---	---	---	
08A220065	62-64	colore	---	---	---	---	---	
		abitat	---	---	---	---	---	
		vogue	---	---	---	---	---	
08A220070	67-69	colore	---	---	---	---	---	
		abitat	---	---	---	---	---	
		vogue	---	---	---	---	---	
08A220075	72-74	colore	---	---	---	---	---	
		abitat	---	---	---	---	---	
		vogue	---	---	---	---	---	
08A220080	77-79	colore	---	---	---	---	---	
		abitat	---	---	---	---	---	
		vogue	---	---	---	---	---	
08A220090	87-89	colore	---	---	---	---	---	
		abitat	---	---	---	---	---	
		vogue	---	---	---	---	---	

### Misure speciali L / H

Codice Code	su misura bespoke	Finiture profili Profiles finishing	30	16	29	32	12
08A229001	19 < L < 40	colore	---	---	---	---	---
		abitat	---	---	---	---	
		vogue	---	---	---	---	
08A229001	41 < L < 60	colore	---	---	---	---	---
		abitat	---	---	---	---	
		vogue	---	---	---	---	
08A229001	61 < L < 90	colore	---	---	---	---	---
		abitat	---	---	---	---	
		vogue	---	---	---	---	
08A229001	91 < L < 100	colore	---	---	---	---	---
		abitat	---	---	---	---	
		vogue	---	---	---	---	

### attenzione

la lunghezza della porta MI-PIO abbinata a MI-FIO aumenta di 1,3 cm

total length of MI-PIO combined with MI-FIO is 1,3 cm longer

### warning

specificare se montato a pavimento (vedi ... pag. ...)

specify any floor installation (see ... page ...)

Optical e Terra - decografia per: vetro Trasparente e Fumè, Misure standard e speciali, max 135 cm L

Optical and Terra - decoprinting for: glass Trasparente and Fumè, Standard and Special sizes, max 135 cm L

il prezzo della H speciale va trovato nella tabella Misure speciali L / H in base alla L della parete doccia

special price for H is to be found in Special sizes L / H as per L needed size

### Misure speciali Special size

H max 210 cm  
L min 19 cm  
L max 100 cm

ricambi-Neverdrop-Spartan  
Spare parts 558

schede rilievo misure  
measurement form 550

schede installazione  
installation form 560

profili speciali  
special profiles 565

### supplementi

Profilo di compensazione 2 cm  
Extension profile 2 cm

Decografia  
Decoprinting

### supplements

Sigillante SPARTAN®  
Sealant SPARTAN®

37P019221

per codice  
for code

71 36B010010

05  
acrilico satin

06  
atelier

10  
frozen

11  
flack

12  
reflex

16  
satinato

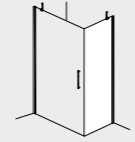
29  
fumè

30  
trasparente

31  
extrachiaro

32  
cincillà

34  
stampato c



incluso

included



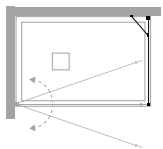
disponibile

available

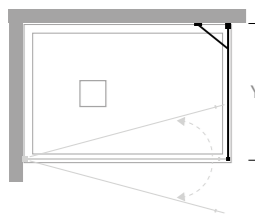


### installazioni

ad angolo corner  
MI-FIO+MI-PIO



### informazioni



Y lunghezza parete doccia \ shower wall length

### installations

### informations

Y									
66,5-68,5								1	27
71,5-73,5								1	28
76,5-78,5								1	29
86,5-88,5								1	32
96,5-98,5								1	35
116,5-118,5								1	42

### Misure standard

### Standard sizes

Codice Code	estensibilità extension	Finiture profili Profiles finishing	30	16	29	32	12	10
08F030070	66,5-68,5	colore	---	---	---	---	---	---
		abitat	---	---	---	---	---	
		vogue	---	---	---	---	---	
08F030075	71,5-73,5	colore	---	---	---	---	---	
		abitat	---	---	---	---	---	
		vogue	---	---	---	---	---	
08F030080	76,5-78,5	colore	---	---	---	---	---	
		abitat	---	---	---	---	---	
		vogue	---	---	---	---	---	
08F030090	86,5-88,5	colore	---	---	---	---	---	
		abitat	---	---	---	---	---	
		vogue	---	---	---	---	---	
08F030100	96,5-98,5	colore	---	---	---	---	---	
		abitat	---	---	---	---	---	
		vogue	---	---	---	---	---	
08F030120	116,5-118,5	colore	---	---	---	---	---	
		abitat	---	---	---	---	---	
		vogue	---	---	---	---	---	

### Misure speciali L / H

### Special sizes L / H

Codice Code	su misura bespoke	Finiture profili Profiles finishing	30	16	29	32	12
08F039001	12 < L < 40	colore	---	---	---	---	---
		abitat	---	---	---	---	
		vogue	---	---	---	---	
08F039001	41 < L < 60	colore	---	---	---	---	---
		abitat	---	---	---	---	
		vogue	---	---	---	---	
08F039001	61 < L < 90	colore	---	---	---	---	---
		abitat	---	---	---	---	
		vogue	---	---	---	---	
08F039001	91 < L < 120	colore	---	---	---	---	---
		abitat	---	---	---	---	
		vogue	---	---	---	---	
08F039001	121 < L < 150	colore	---	---	---	---	---
		abitat	---	---	---	---	
		vogue	---	---	---	---	
08F039001	151 < L < 180	colore	---	---	---	---	---
		abitat	---	---	---	---	
		vogue	---	---	---	---	

### attenzione

### warning

incluso: supporto di rinforzo regolabile e snodato

Optical e Terra - decografia per: vetro Trasparente e Fumè, Misure standard e speciali, max 135 cm L

il prezzo della H speciale va trovato nella tabella Misure speciali L / H in base alla L della parete doccia

included: adjustable bar

Optical and Terra - decoprinting for: glass Trasparente and Fumè, Standard and Special sizes, max 135 cm L

special price for H is to be found in Special sizes L / H as per L needed size

### Misure speciali Special size

H	max	210 cm
L	min	12 cm
L	max	180 cm

ricambi-Neverdrop-Spartan  
Spare parts 558

schede rilievo misure  
measurement form 550

schede installazione  
installation form 560

profili speciali  
special profiles 565

### supplementi

### supplements

Profilo di compensazione 2 cm Extension profile 2 cm	Decografia Decoprinting	Sigillante SPARTAN® Sealant SPARTAN®
37P019221	€ --- per codice for code	€ 36 36B010010


<b>05</b> acrilico satin	<b>06</b> atelier	<b>10</b> frozen	<b>11</b> flack	<b>12</b> reflex	<b>16</b> satinato	<b>29</b> fumè	<b>30</b> trasparente	<b>31</b> extrachiaro	<b>32</b> cincillà	<b>34</b> stampato c
--------------------------	-------------------	------------------	-----------------	------------------	--------------------	----------------	-----------------------	-----------------------	--------------------	----------------------

# Mindy

Parete doccia con porta battente  
Hinged door



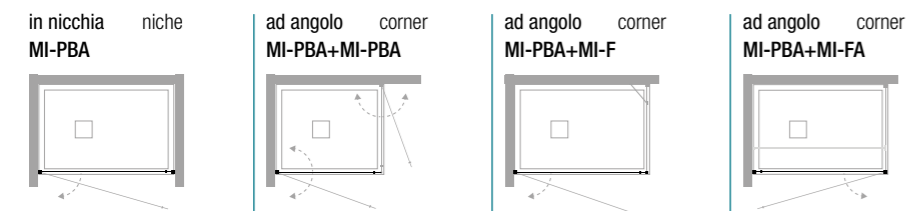
incluso included



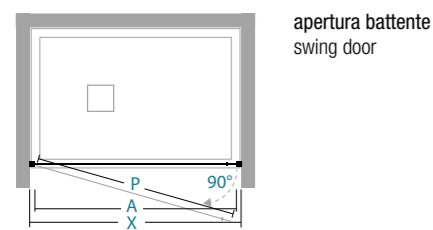
disponibile available



installazioni



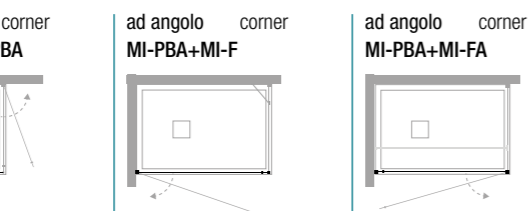
informazioni



apertura battente  
swing door

X lunghezza parete doccia \ shower wall length  
A spazio d'entrata \ entrance space  
P lunghezza porta \ door length

installations



informations

	X	A	P				
37,5-39,5	30	31				1	15
42,5-44,5	35	36				1	17
47,5-49,5	40	41				1	18
52,5-54,5	45	46				1	20
57,5-59,5	50	51				1	21
62,5-64,5	55	56				1	23
67,5-69,5	60	61				1	25
72,5-74,5	65	66				1	26
77,5-79,5	70	71				1	28
87,5-89,5	80	81				1	31

# MI-PBA

INSTALLAZIONE IN NICCHIA O AD ANGOLO  
NICHE OR CORNER INSTALLATION

Misure standard Standard sizes

Codice Code	estensibilità extension	Finiture profili Profiles finishing	30	16	29	32	12	10
08A210040	37,5-39,5	colore	---	---	---	---	---	---
		abitat	---	---	---	---	---	
		vogue	---	---	---	---	---	
08A210045	42,5-44,5	colore	---	---	---	---	---	
		abitat	---	---	---	---	---	
		vogue	---	---	---	---	---	
08A210050	47,5-49,5	colore	---	---	---	---	---	
		abitat	---	---	---	---	---	
		vogue	---	---	---	---	---	
08A210055	52,5-54,5	colore	---	---	---	---	---	
		abitat	---	---	---	---	---	
		vogue	---	---	---	---	---	
08A210060	57,5-59,5	colore	---	---	---	---	---	
		abitat	---	---	---	---	---	
		vogue	---	---	---	---	---	
08A210065	62,5-64,5	colore	---	---	---	---	---	
		abitat	---	---	---	---	---	
		vogue	---	---	---	---	---	
08A210070	67,5-69,5	colore	---	---	---	---	---	
		abitat	---	---	---	---	---	
		vogue	---	---	---	---	---	
08A210075	72,5-74,5	colore	---	---	---	---	---	
		abitat	---	---	---	---	---	
		vogue	---	---	---	---	---	
08A210080	77,5-79,5	colore	---	---	---	---	---	
		abitat	---	---	---	---	---	
		vogue	---	---	---	---	---	
08A210090	87,5-89,5	colore	---	---	---	---	---	
		abitat	---	---	---	---	---	
		vogue	---	---	---	---	---	

Misure speciali L / H Special sizes L / H

Codice Code	su misura bespoke	Finiture profili Profiles finishing	30	16	29	32	12
08A219001	19 < L < 40	colore	---	---	---	---	---
		abitat	---	---	---	---	
		vogue	---	---	---	---	
08A219001	41 < L < 60	colore	---	---	---	---	---
		abitat	---	---	---	---	
		vogue	---	---	---	---	
08A219001	61 < L < 90	colore	---	---	---	---	---
		abitat	---	---	---	---	
		vogue	---	---	---	---	
08A219001	91 < L < 100	colore	---	---	---	---	---
		abitat	---	---	---	---	
		vogue	---	---	---	---	

attenzione

nella installazione angolo MI-PBA+MI-PBA uno dei due lati può essere sostituito con il modello MO-PBA della serie Mork

corner MI-PBA+MI-PBA: one of the two sides can be substituted with Mork MO-PBA

warning

specificare se montato a pavimento (vedi ... pag. ...)

specify any floor installation (see ... page ...)

Optical e Terra - decografia per: vetro Trasparente e Fumè, Misure standard e speciali, max 135 cm L

Optical and Terra - decoprinting for: glass Trasparente and Fumè, Standard and Special sizes, max 135 cm L

il prezzo della H speciale va trovato nella tabella Misure speciali L / H in base alla L della parete doccia

special price for H is to be found in **Special sizes L / H** as per L needed size

Misure speciali  
Special size

H max 210 cm  
L min 19 cm  
L max 100 cm

Disponibilità  
Availability

■ STOCK

ricambi-Neversdrop-Spartan  
Spare parts 558

schede rilievo misure  
measurement form 550

schede installazione  
installation form 560

profili speciali  
special profiles 565

supplementi

Profilo di compensazione 2 cm  
Extension profile 2 cm

€ ---

37P019221

05 acrilico satin

supplements

Decografia  
Decoprinting

€ ---

per codice  
for code

06 atelier

Sigillante SPARTAN®  
Sealant SPARTAN®

€ 36

36B010010

10 frozen

€ ---

€ 36

36B010010

11 flack

€ ---

€ 36

36B010010

12 reflex

€ ---

€ 36

36B010010

16 satinato

€ ---

€ 36

36B010010

29 fumè

€ ---

€ 36

36B010010

30 trasparente

€ ---

€ 36

36B010010

31 extrachiario

€ ---

€ 36

36B010010

32 cincillà

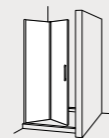
€ ---

€ 36

36B010010

34 stampato c





incluso

included



disponibile

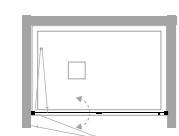
available



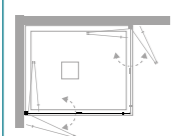
### installazioni

### installations

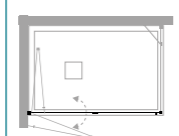
in nicchia niche  
MI-PSO



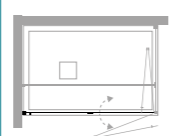
ad angolo corner  
MI-PSO+MI-PSO



ad angolo corner  
MI-PSO+MI-F

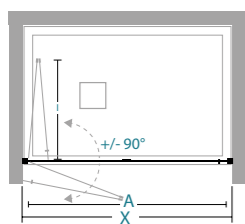


ad angolo corner  
MI-PSO+MI-FA



### informazioni

### informations



apertura soffietto  
foldin door

	X	A	I						☐	Ⓜ
57,5-59,5	46	29							1	21
62,5-64,5	51	31,5							1	23
67,5-69,5	56	34							1	25
72,5-74,5	61	36,5							1	26
77,5-79,5	66	39							1	28
82,5-84,5	71	41,5							1	30
87,5-89,5	76	44							1	31
92,5-94,5	81	46,5							1	33
97,5-99,5	86	49							1	35

X lunghezza parete doccia\ shower wall length  
A spazio d'entrata\ entrance space  
I ingombro interno\ internal dimensions

### Misure standard

### Standard sizes

Codice Code	estensibilità extension	Finiture profili Profiles finishing	30	16	29	32	12	10
08P220060	57,5-59,5	colore	---	---	---	---	---	---
		abitat	---	---	---	---	---	
		vogue	---	---	---	---	---	
08P220065	62,5-64,5	colore	---	---	---	---	---	
		abitat	---	---	---	---	---	
		vogue	---	---	---	---	---	
08P220070	67,5-69,5	colore	■	---	---	---	---	
		abitat	---	---	---	---	---	
		vogue	---	---	---	---	---	
08P220075	72,5-74,5	colore	---	---	---	---	---	
		abitat	---	---	---	---	---	
		vogue	---	---	---	---	---	
08P220080	77,5-79,5	colore	---	---	---	---	---	
		abitat	---	---	---	---	---	
		vogue	---	---	---	---	---	
08P220085	82,5-84,5	colore	---	---	---	---	---	
		abitat	---	---	---	---	---	
		vogue	---	---	---	---	---	
08P220090	87,5-89,5	colore	---	---	---	---	---	
		abitat	---	---	---	---	---	
		vogue	---	---	---	---	---	
08P220095	92,5-94,5	colore	---	---	---	---	---	
		abitat	---	---	---	---	---	
		vogue	---	---	---	---	---	
08P220100	97,5-99,5	colore	---	---	---	---	---	
		abitat	---	---	---	---	---	
		vogue	---	---	---	---	---	

### Misure speciali L / H

### Special sizes L / H

Codice Code	estensibilità extension	Finiture profili Profiles finishing	30	16	29	32	12
08P229001	57 < L < 80	colore	---	---	---	---	---
		abitat	---	---	---	---	
		vogue	---	---	---	---	
08P229001	81 < L < 90	colore	---	---	---	---	---
		abitat	---	---	---	---	
		vogue	---	---	---	---	
08P229001	91 < L < 100	colore	---	---	---	---	---
		abitat	---	---	---	---	
		vogue	---	---	---	---	

### attenzione

### warning

specificare se montato a pavimento (vedi ... pag. ...)

Optical e Terra - decografia per: vetro Trasparente e Fumè, Misure standard e speciali, max 135 cm L

il prezzo della H speciale va trovato nella tabella Misure speciali L / H in base alla L della parete doccia

specify any floor installation (see ... page ...)

Optical and Terra - decoprinting for: glass Trasparente and Fumè, Standard and Special sizes, max 135 cm L

special price for H is to be found in **Special sizes L / H** as per L needed size

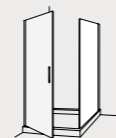
Misure speciali Special size	Disponibilità Availability				ricambi-Neversdrop-Spartan Spare parts
H max 210 cm L min 57,5 cm L max 100 cm	■ STOCK				558
					schede rilievo misure measurement form 550
					schede installazione installation form 560
					profili speciali special profiles 565

### supplementi

### supplements

Profilo di compensazione 2 cm Extension profile 2 cm	Decografia Decoprinting	Sigillante SPARTAN® Sealant SPARTAN®		
37P019221	per codice for code	71 36B010010	€	---

05 acrilico satin 06 atelier 10 frozen 11 flack 12 reflex 16 satinato 29 fumè 30 trasparente 31 extrachiario 32 cincillà 34 stampato c



incluso

included



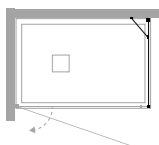
disponibile

available



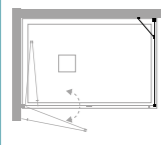
### installazioni

ad angolo corner  
MI-F+MI-PBA

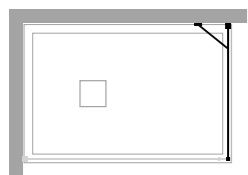


### installations

ad angolo corner  
MI-F+ MI-PSO



### informazioni



### informations

Y										nr	kg max
67,5-69,5										1	27
72,5-74,5										1	28
77,5-79,5										1	29
87,5-89,5										1	32
97,5-99,5										1	35
117,5-119,5										1	42

Y lunghezza parete doccia\ shower wall length

### Misure standard

Codice Code	estensibilità extension	Finiture profili Profiles finishing	30	16	29	32	12	10
08F010070	67,5-69,5	colore	---	---	---	---	---	---
		abitat	■	---	---	---	---	---
		vogue	---	---	---	---	---	---
08F010075	72,5-74,5	colore	---	---	---	---	---	---
		abitat	---	---	---	---	---	---
		vogue	---	---	---	---	---	---
08F010080	77,5-79,5	colore	---	---	---	---	---	---
		abitat	■	---	---	---	---	---
		vogue	---	---	---	---	---	---
08F010090	87,5-89,5	colore	---	---	---	---	---	---
		abitat	■	---	---	---	---	---
		vogue	---	---	---	---	---	---
08F010100	97,5-99,5	colore	---	---	---	---	---	---
		abitat	■	---	---	---	---	---
		vogue	---	---	---	---	---	---
08F010120	117,5-119,5	colore	---	---	---	---	---	---
		abitat	---	---	---	---	---	---
		vogue	---	---	---	---	---	---

### Misure speciali L / H

Codice Code	su misura bespoke	Finiture profili Profiles finishing	30	16	29	32	12
08F019001	12 < L < 40	colore	---	---	---	---	---
		abitat	---	---	---	---	---
		vogue	---	---	---	---	---
08F019001	41 < L < 60	colore	---	---	---	---	---
		abitat	---	---	---	---	---
		vogue	---	---	---	---	---
08F019001	61 < L < 90	colore	---	---	---	---	---
		abitat	---	---	---	---	---
		vogue	---	---	---	---	---
08F019001	91 < L < 120	colore	---	---	---	---	---
		abitat	---	---	---	---	---
		vogue	---	---	---	---	---
08F019001	121 < L < 150	colore	---	---	---	---	---
		abitat	---	---	---	---	---
		vogue	---	---	---	---	---
08F019001	151 < L < 180	colore	---	---	---	---	---
		abitat	---	---	---	---	---
		vogue	---	---	---	---	---

### attenzione

incluso: supporto di rinforzo regolabile e snodato

included: adjustable bar

### warning

Optical e Terra - decografia per: vetro Trasparente e Fumè, Misure standard e speciali, max 135 cm L

Optical and Terra - decopyring for: glass Trasparente and Fumè, Standard and Special sizes, max 135 cm L

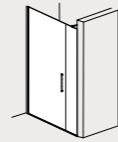
installazione speciale su muretto sostituire il cod. 08F019001 con il cod. 08F019002

special installation on low wall: substitute code 08F019001 with code 08F019002

il prezzo della H speciale va trovato nella tabella Misure speciali L / H in base alla L della parete doccia

special price for H is to be found in Special sizes L / H as per L needed size

Misure speciali Special size	Disponibilità Availability	ricambi-Neversdrop-Spartan Spare parts
H max 210 cm	■ STOCK	558
L min 12 cm		550
L max 180 cm		560
Profilo di compensazione 2 cm Extension profile 2 cm	Decografia Decopyring	profili speciali special profiles 565
€	€	€
37P019221 --- per codice for code	36 36B010010	---



incluso

included



disponibile

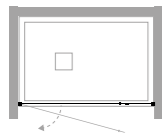
available



## installazioni

in nicchia niche

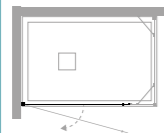
MI-PFL



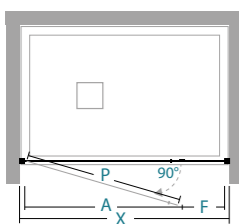
## installations

ad angolo corner

MI-PFL+MI-FA



## informazioni



apertura battente swing door

## informations

	X	A	P	F						
96-100	60	60	29,5					1	23	
106-110	60	60	39,5					1	26	
116-120	70	70	39,5					1	28	
126-130	70	70	49,5					1	30	
136-140	80	80	49,5					1	33	
146-150	80	80	59,5					1	36	

- X lunghezza parete doccia\ shower wall length
- A spazio d'entrata\ entrance space
- P lunghezza porta\ door length
- F lunghezza lato fisso\ fixed side length

## Misure standard

## Standard sizes

Codice Code	estensibilità extension	Finiture profili Profiles finishing	30	16	29	32	12	10
08P230100	96-100	colore	---	---	---	---	---	---
		abitat	---	---	---	---	---	
		vogue	---	---	---	---	---	
08P230110	106-110	colore	---	---	---	---	---	
		abitat	---	---	---	---	---	
		vogue	---	---	---	---	---	
08P230120	116-120	colore	---	---	---	---	---	
		abitat	---	---	---	---	---	
		vogue	---	---	---	---	---	
08P230130	126-130	colore	---	---	---	---	---	
		abitat	---	---	---	---	---	
		vogue	---	---	---	---	---	
08P230140	136-140	colore	---	---	---	---	---	
		abitat	---	---	---	---	---	
		vogue	---	---	---	---	---	
08P230150	146-150	colore	---	---	---	---	---	
		abitat	---	---	---	---	---	
		vogue	---	---	---	---	---	

## Misure speciali L / H

## Special sizes L / H

Codice Code	su misura bespoke	Finiture profili Profiles finishing	30	16	29	32	12
08P239001	80 < L < 100	colore	---	---	---	---	---
		abitat	---	---	---	---	
		vogue	---	---	---	---	
08P239001	101 < L < 120	colore	---	---	---	---	---
		abitat	---	---	---	---	
		vogue	---	---	---	---	
08P239001	121 < L < 140	colore	---	---	---	---	---
		abitat	---	---	---	---	
		vogue	---	---	---	---	
08P239001	141 < L < 160	colore	---	---	---	---	---
		abitat	---	---	---	---	
		vogue	---	---	---	---	
08P239001	161 < L < 180	colore	---	---	---	---	---
		abitat	---	---	---	---	
		vogue	---	---	---	---	
08P239001	181 < L < 200	colore	---	---	---	---	---
		abitat	---	---	---	---	
		vogue	---	---	---	---	

## attenzione

per ottenere l'apertura IN/OUT sostituire la guarnizione in dotazione con la guarnizione cod. 37R019327 disponibile a supplemento  
for IN/OUT installation substitute the included seal with seal code 37R019327

## warning

incluso: supporto di rinforzo regolabile e snodato  
included: adjustable bar

specificare se montato a pavimento (vedi ... pag. ...)  
specify any floor installation (see ... page ...)

Optical e Terra - decografia per: vetro Trasparente e Fumè, Misure standard e speciali, max 135 cm L

Optical and Terra - decoprinting for: glass Trasparente and Fumè, Standard and Special sizes, max 135 cm L

## Misure speciali Special size

H max 210 cm  
L min 80 cm  
L max 200 cm

ricambi-Neversdrop-Spartan Spare parts 558

schede rilievo misure measurement form 550

schede installazione installation form 560

profili speciali special profiles 565

## supplementi

## supplements

Profilo di compensazione 2 cm Extension profile 2 cm	Guarnizione IN/OUT Seal IN/OUT	Decografia Decoprinting	Sigillante SPARTAN® Sealant SPARTAN®	
€	€	€	€	
37P019221	---	37R019327	---	per codice for code
			71	36B010010

05 acrilico satin 06 atelier 10 frozen 11 flack 12 reflex 16 satinato 29 fumè 30 trasparente 31 extrachiario 32 cincillà 34 stampato c



**incluso** / **included**

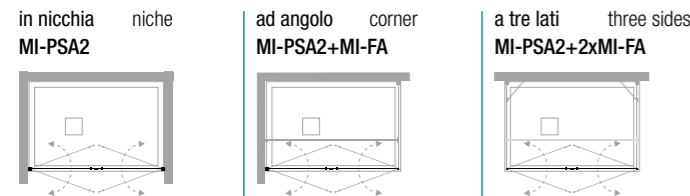
**disponibile** / **available**

Misure standard		Standard sizes						
Codice Code	estensibilità extension	Finiture profili Profiles finishing	30	16	29	32	12	10
08P210070	66,5-70,5	colore	---	---	---	---	---	---
		abitat	---	---	---	---	---	
		vogue	---	---	---	---	---	
08P210075	71,5-75,5	colore	---	---	---	---	---	
		abitat	---	---	---	---	---	
		vogue	---	---	---	---	---	
08P210080	76,5-80,5	colore	■	---	---	---	---	
		abitat	---	---	---	---	---	
		vogue	---	---	---	---	---	
08P210090	86,5-90,5	colore	---	---	---	---	---	
		abitat	■	---	---	---	---	
		vogue	---	---	---	---	---	
08P210100	96,5-100,5	colore	---	---	---	---	---	
		abitat	■	---	---	---	---	
		vogue	---	---	---	---	---	
08P210110	106,5-110,5	colore	---	---	---	---	---	
		abitat	---	---	---	---	---	
		vogue	---	---	---	---	---	
08P210120	116,5-120,5	colore	---	---	---	---	---	
		abitat	■	---	---	---	---	
		vogue	---	---	---	---	---	

Misure speciali L / H		Special sizes L / H					
Codice Code	su misura bespoke	Finiture profili Profiles finishing	30	16	29	32	12
08P219001	50 < L < 80	colore	---	---	---	---	---
		abitat	---	---	---	---	---
		vogue	---	---	---	---	---
08P219001	81 < L < 100	colore	---	---	---	---	---
		abitat	---	---	---	---	---
		vogue	---	---	---	---	---
08P219001	101 < L < 120	colore	---	---	---	---	---
		abitat	---	---	---	---	---
		vogue	---	---	---	---	---
08P219001	121 < L < 140	colore	---	---	---	---	---
		abitat	---	---	---	---	---
		vogue	---	---	---	---	---
08P219001	141 < L < 160	colore	---	---	---	---	---
		abitat	---	---	---	---	---
		vogue	---	---	---	---	---
08P219001	161 < L < 180	colore	---	---	---	---	---
		abitat	---	---	---	---	---
		vogue	---	---	---	---	---

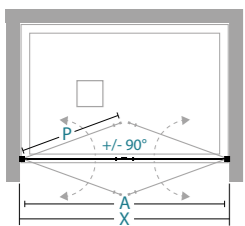
### installazioni

### installations



### informazioni

### informations



apertura saloon  
saloon door

	X	A	P						
66,5-70,5	54	28						1	26
71,5-75,5	59	31						1	27
76,5-80,5	64	33						1	29
86,5-90,5	74	38						1	32
96,5-100,5	84	43						2	36
106,5-110,5	94	48						2	40
116,5-120,5	104	53						2	43

**X** lunghezza parete doccia / shower wall length  
**A** spazio d'entrata / entrance space  
**P** lunghezza porta / door length

### attenzione

### warning

per installazioni ad angolo o a tre lati richiedere fattibilità all'ufficio tecnico TDA. Alcune configurazioni necessitano di elementi aggiuntivi  
 contact TDA technical office for corner or three sides installation. More elements could be needed

specificare se montato a pavimento (vedi ... pag. ...)  
 specify any floor installation (see ... page ...)

Optical e Terra - decografia per: vetro Trasparente e Fumè, Misure standard e speciali, max 135 cm L  
 Optical and Terra - decoprinting for: glass Trasparente and Fumè, Standard and Special sizes, max 135 cm L

Misure speciali Special size	Disponibilità Availability	ricambi-Neuverdrop-Spartan Spare parts
H max 210 cm L min 50 cm L max 180 cm	■ STOCK	558

supplementi	Decografia Decoprinting	Sigillante SPARTAN® Sealant SPARTAN®	profili speciali special profiles
37P019221 € --- per codice for code	71	36B010010 € ---	565



incluso included

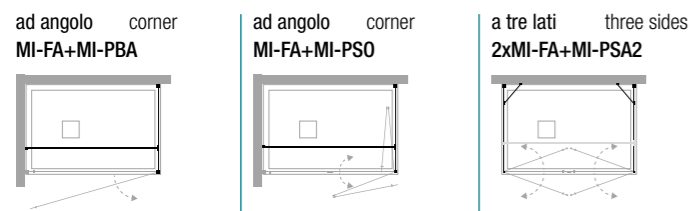


disponibile available



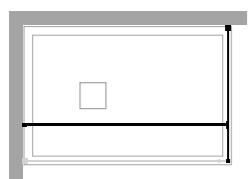
### installazioni

### installations



### informazioni

### informations



Y lunghezza parete doccia \ shower wall length

Y									
67,5-69,5								1	26
72,5-74,5								1	28
77,5-79,5								1	29
87,5-89,5								1	33
97,5-99,5								1	36
117,5-119,5								1	42

### Misure standard

### Standard sizes

Codice Code	estensibilità extension	Finiture profili Profiles finishing	30	16	29	32	12	10
08F020070	67,5-69,5	colore	---	---	---	---	---	---
		abitat	■	---	---	---	---	---
		vogue	---	---	---	---	---	---
08F020075	72,5-74,5	colore	---	---	---	---	---	---
		abitat	---	---	---	---	---	---
		vogue	---	---	---	---	---	---
08F020080	77,5-79,5	colore	---	---	---	---	---	---
		abitat	■	---	---	---	---	---
		vogue	---	---	---	---	---	---
08F020090	87,5-89,5	colore	---	---	---	---	---	---
		abitat	---	---	---	---	---	---
		vogue	---	---	---	---	---	---
08F020100	97,5-99,5	colore	---	---	---	---	---	---
		abitat	---	---	---	---	---	---
		vogue	---	---	---	---	---	---
08F020120	117,5-119,5	colore	---	---	---	---	---	---
		abitat	---	---	---	---	---	---
		vogue	---	---	---	---	---	---

### Misure speciali L / H

### Special sizes L / H

Codice Code	su misura bespoke	Finiture profili Profiles finishing	30	16	29	32	12
08F029001	16 < L < 40	colore	---	---	---	---	---
		abitat	---	---	---	---	---
		vogue	---	---	---	---	---
08F029001	41 < L < 60	colore	---	---	---	---	---
		abitat	---	---	---	---	---
		vogue	---	---	---	---	---
08F029001	61 < L < 90	colore	---	---	---	---	---
		abitat	---	---	---	---	---
		vogue	---	---	---	---	---
08F029001	91 < L < 120	colore	---	---	---	---	---
		abitat	---	---	---	---	---
		vogue	---	---	---	---	---
08F029001	121 < L < 150	colore	---	---	---	---	---
		abitat	---	---	---	---	---
		vogue	---	---	---	---	---
08F029001	151 < L < 180	colore	---	---	---	---	---
		abitat	---	---	---	---	---
		vogue	---	---	---	---	---

### attenzione

### warning

inclusi: supporto di rinforzo snodato L 150 cm + supporto fisso

included: L 150 cm adjustable bar + fixed support

per installazioni ad angolo o a tre lati richiedere fattibilità all'ufficio tecnico TDA. Alcune configurazioni necessitano di elementi aggiuntivi

contact TDA technical office for corner or three sides installation. More elements could be needed

Optical e Terra - decografia per: vetro Trasparente e Fumè, Misure standard e speciali, max 135 cm L

Optical and Terra - decoprinting for: glass Trasparente and Fumè, Standard and Special sizes, max 135 cm L

il prezzo della H speciale va trovato nella tabella Misure speciali L / H in base alla L della parete doccia

special price for H is to be found in **Special sizes L / H** as per L needed size

Misure speciali  
Special size

Disponibilità  
Availability

H	max	210 cm	■	STOCK
L	min	16 cm		
L	max	180 cm		

ricambi-Neuverdrop-Spartan  
Spare parts 558

schede rilievo misure  
measurement form 550

schede installazione  
installation form 560

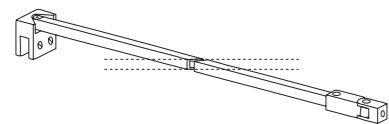
profili speciali  
special profiles 565

### supplementi

### supplements

Profilo di compensazione 2 cm Extension profile 2 cm	Decografia Decoprinting	Sigillante SPARTAN® Sealant SPARTAN®
37P019221	€ --- per codice for code	€ 36 36B010010

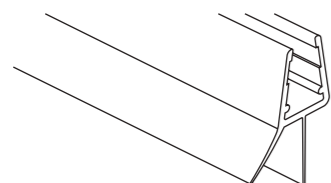
## Mindy

Ricambi  
Spare parts

Supporto standard vetro-muro L 100 (con deviatore) - Tcrom® / Nero e Bianco opaco  
Glass-wall standard support L 100 (with div.) - Tcrom® / matt Black / matt White

Codice Code	N° pezzi N° pieces
----------------	-----------------------

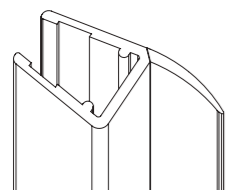
36S117002	1
-----------	---



Guarnizione doppia aletta L 100  
Double fin seal L 100

Codice Code	N° pezzi N° pieces
----------------	-----------------------

37R019022	1
-----------	---



Guarnizione verticale pinna parallela L 200  
Vertical parallel fin seal L 200

Codice Code	N° pezzi N° pieces
----------------	-----------------------

37R019127	1
-----------	---



Maniglia doppia esterna/interna - Tcrom® / Nero opaco / Bianco opaco  
Double internal/external handle - Tcrom® / matt Black / matt White

Codice Code	N° pezzi N° pieces
----------------	-----------------------

37R019380	1
-----------	---

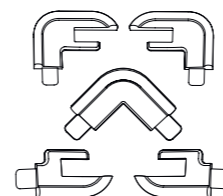


Maniglia esterna + pomolo interno - Tcrom® / Nero opaco / Bianco opaco  
External handle + internal knob - Tcrom® / matt Black / matt White

Codice Code	N° pezzi N° pieces
----------------	-----------------------

37R019381	1
-----------	---

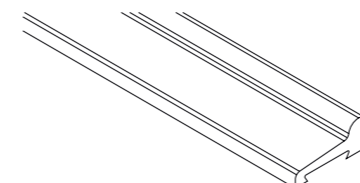
## Mindy

Ricambi  
Spare parts

Raccordi per vetro spessore 6 mm - Tcrom® / Nero opaco / Bianco opaco  
Connection parts for glass 6 mm - Tcrom® / matt Black / matt White

Codice Code	N° pezzi N° pieces
----------------	-----------------------

37R019134	1
-----------	---



Profilo barriera 45° H 120 - Tcrom® / Nero opaco / Bianco opaco  
Anti-leakage profile 45° H 120 - Tcrom® / matt Black / matt White

Codice Code	N° pezzi N° pieces
----------------	-----------------------

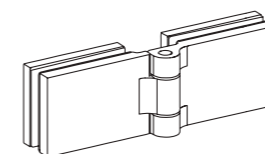
37R019224	1
-----------	---



Tappi copertura - Tcrom® / Nero opaco / Bianco opaco  
Screw caps - Tcrom® / matt Black / matt White

Codice Code	N° pezzi N° pieces
----------------	-----------------------

37R019243	2
-----------	---



Cerniera - Tcrom® / Nero opaco / Bianco opaco  
Hinge - Tcrom® / matt Black / matt White

Codice Code	N° pezzi N° pieces
----------------	-----------------------

37R019263	1
-----------	---



Perno superiore - Tcrom® / Nero opaco / Bianco opaco  
Upper hinge Mork - Tcrom® / matt Black / matt White

Codice Code	N° pezzi N° pieces
----------------	-----------------------

37R019292	1
-----------	---



Perno inferiore - Tcrom® / Nero opaco / Bianco opaco  
Lower hinge Mork - Tcrom® / matt Black / matt White

Codice Code	N° pezzi N° pieces
----------------	-----------------------

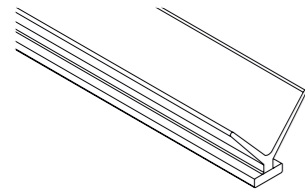
37R019293	1
-----------	---



Raccordo inferiore - Tcrom® / Nero opaco / Bianco opaco  
Lower connection - Tcrom® / matt Black / matt White

Codice Code	N° pezzi N° pieces
----------------	-----------------------

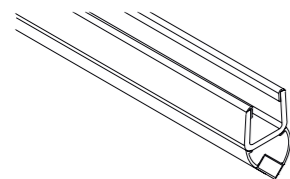
37R019295	2
-----------	---



Guarnizione verticale tenuta L 200  
Vertical anti-leakage seal L 200

Codice Code	N° pezzi N° pieces
----------------	-----------------------


37R019296	1
-----------	---



Magnete bipolare 45° L 200  
Bipolar magnet 45° L 200

Codice Code	N° pezzi N° pieces
----------------	-----------------------


37R019326	1
-----------	---



Coppia di magneti bipolari 90° L 200  
2 x Bipolar magnet 90° L 200

Codice Code	N° pezzi N° pieces
----------------	-----------------------

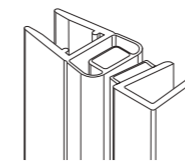
37R019327	1
-----------	---



Coppia di magneti bipolari 45° L 200  
2 x Bipolar magnet 45° L 200

Codice Code	N° pezzi N° pieces
----------------	-----------------------

37R019338	1
-----------	---



Coppia di magneti bipolari 90° L 210 per **MI-PIO**  
2 x Bipolar magnet 90° L 210 for **MI-PIO**

Codice Code	N° pezzi N° pieces
----------------	-----------------------


37R019377	1 + 1
-----------	-------

# Mindy

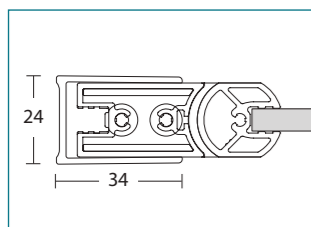
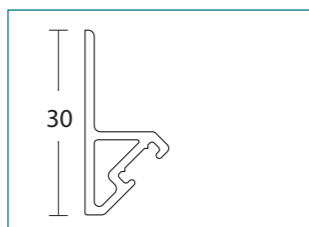
## Accessori Accessories

Art. **36A010004**trattamento NEVERDROP®  
treatment NEVERDROP®Art. **36B010010**sigillante cristallino SPARTAN®  
sealant SPARTAN®

## Componenti in finitura Finishing components

Art. **36C019001**maniglia doppia  
interasse 32 cm - colore.02double handle  
interaxe 32 cm - colore.02Art. **36C019002**maniglia con pomolo interno  
interasse 32 cm - colore.02handle with internal knob  
interaxe 32 cm - colore.02Art. **36C019003**supporto standard vetro-muro  
L 150 cm - colore.02glass-wall standard support  
L 150 cm - colore.02

## Profili Profiles

per/for **MI: PBA - PSO - PSA2  
F - FA**profilo a muro 1125 + schienale  
1212wall profile 1125 + vertical profile  
1212

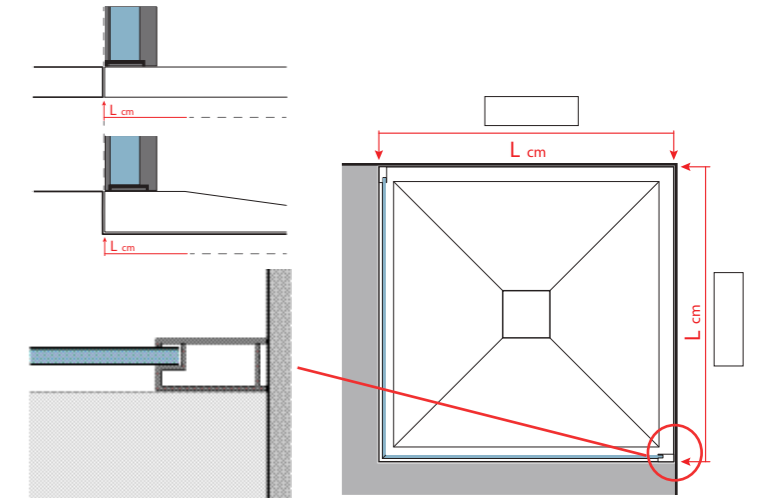
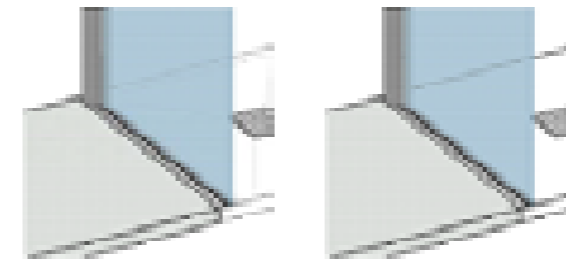
chiusura con magnete 1128

magnetic closing 1128

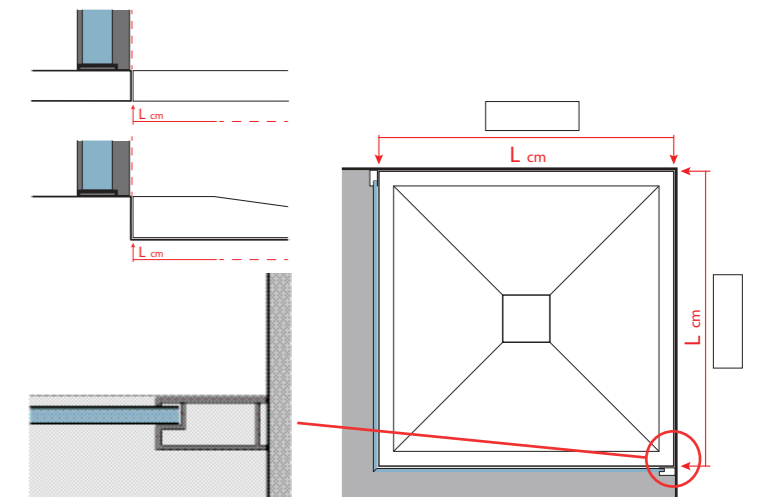
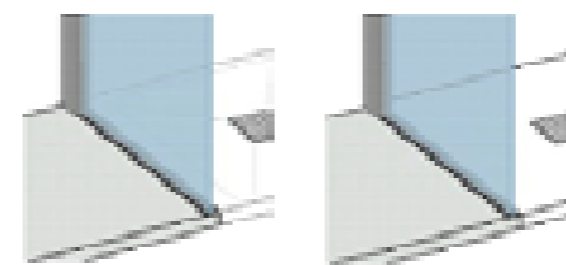
# Mindy

## Installazione a pavimento o con piatto doccia incassato a filo pavimento Floor installation or with built-in shower tray flush with the floor

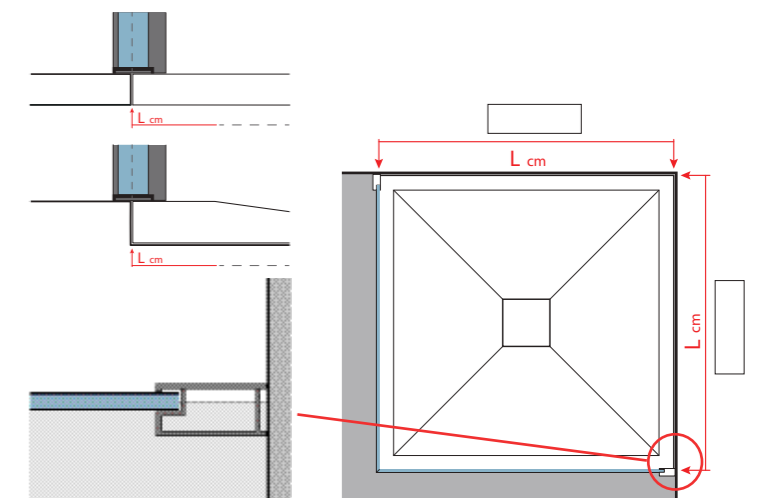
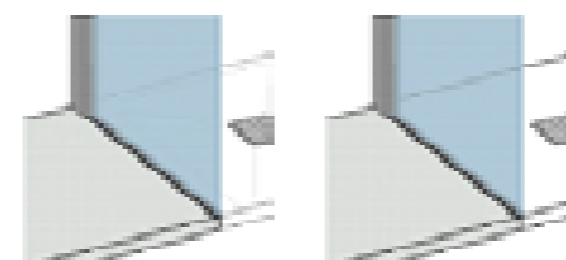
### A1 PROFILO ALL'INTERNO DELLO SPAZIO DOCCIA PROFILE INSIDE THE SHOWER AREA



### A2 PROFILO ALL'ESTERNO DELLO SPAZIO DOCCIA PROFILE OUTSIDE THE SHOWER AREA



### A3 FUGA A MEZZERIA DEL VETRO GLASS OVER THE TILEGROUT



**IMPORTANTE !** In fase d'ordine, se necessario, specificare la tipologia di installazione speciale scelta tra quelle qui rappresentate, es. A1, A2, A3. Prima dell'ordine effettuare il corretto rilievo misure e verificare la perfetta verticalità delle pareti e planarità del piatto doccia o del pavimento. Vedi la sezione "Come si rilevano le misure" a pagina 24.

**IMPORTANT !** When ordering, specify the type of installation i.e.: A1, A2, A3. Before sending the order, take the measurements and check the good levels of walls and tray/floor. See "How to take measurements" section page 24.







doppia maniglia cromata con paracolpo interasse 16 cm  
maniglia con sistema a sgancio per modelli PMR

*double chrome handle with shock absorber and interaxe 16 cm  
unlockable handle for disabilities shower enclosures*



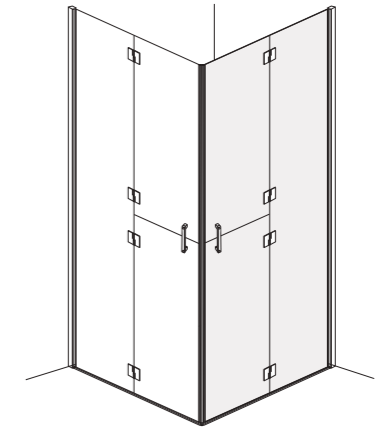
CON PROFILO VERTICALE



VOLO



apertura battente  
hinged door



apertura soffietto  
folding door







### CARATTERISTICHE FEATURES


- H cm** ALTEZZA PARETI DOCCIA 100/200  
SHOWER DOOR HEIGHT 100/200
- 6 mm** SPESSORE LASTRA  
GLASS DEPTH
- REV** NON REVERSIBILE  
NON-REVERSIBLE

### INFO TECNICHE TECHNICAL INFORMATION

- PMR** PMR
- REGOLAZIONE FUORI SQUADRO**  
OFF-SQUARE REGULATION
- 2 cm** ESTENSIBILITÀ  
EXTENSIBILITY
- CERNIERA +/- 90°**  
+/- 90° HINGE
- CERNIERA 180°**  
180° HINGE
- CHIUSURA MAGNETICA**  
MAGNETIC CLOSURE
- 1,5 cm** PROFILO DI COMPENSAZIONE  
COMPENSATOR PROFILE
- PROFILO TENUTA ACQUA**  
LOW SEAL WATER PROFILE
- MANIGLIE ESTERNA / INTERNA**  
EXTERNAL / INTERNAL HANDLES
- NEVERDROP®** TRATTAMENTO NEVERDROP®  
NEVERDROP® TREATMENT
- MISURE SPECIALI**  
SPECIAL SIZE

### Finiture profili COLORE

### Profiles finishing




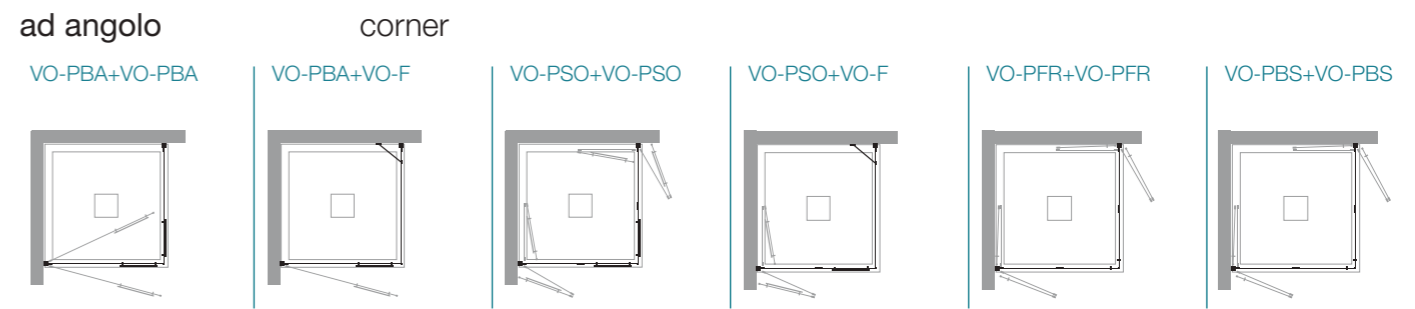

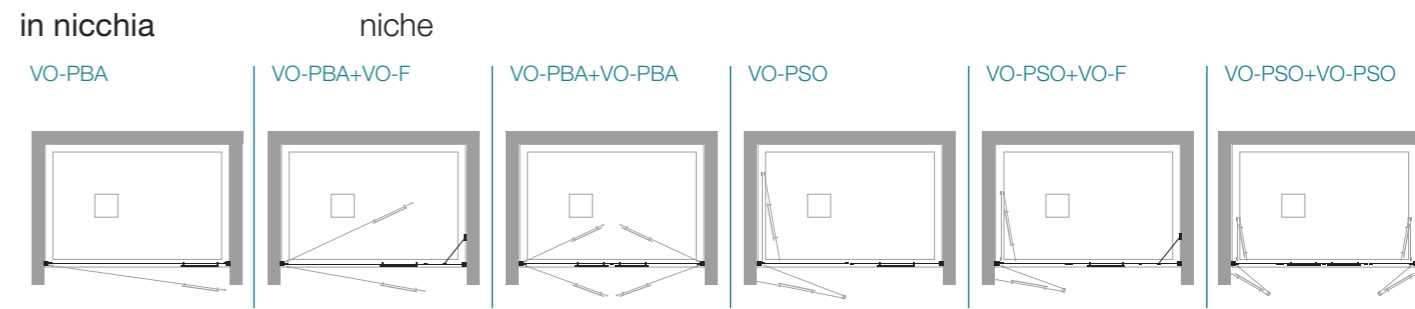
### Vetri

### Glasses




### Decografia

### Decoprinting



### installazioni particolari special installations



### importante important

per installazioni particolari richiedere fattibilità all'ufficio tecnico TDA. Alcune configurazioni necessitano di elementi aggiuntivi

installazione a 3 lati: VO-F + VO-PSO + parete fissa aggiuntiva Pluma PL-FA

ordini per pareti doccia speciali inoltrati senza relativo disegno NON vengono prodotti

contact TDA technical office for particular installation. More elements could be needed

three side installation: VO-F + VO-PSO+ additional fixed side panel Pluma PL-FA

orders for special shower walls forwarded without related design are NOT produced





SX  
LH



DX  
RH



H cm  
200



6 mm



REV

**incluso**      **included**

  
PMR




  
2 cm

  
+/-90°



  
1,5 cm





  
NEVERDROP®

  
L/H

**disponibile**      **available**





### Misure standard

Codice SX LH Code	Codice DX RH Code	estensibilità extension	Finiture profili Profiles finishing	30	16
12P040060	12P030060	57,5-59,5	Tcrom®	---	---
12P040065	12P030065	62,5-64,5	Tcrom®	---	---
12P040070	12P030070	67,5-69,5	Tcrom®	---	---
12P040075	12P030075	72,5-74,5	Tcrom®	---	---
12P040080	12P030080	77,5-79,5	Tcrom®	---	---
12P040085	12P030085	82,5-84,5	Tcrom®	---	---
12P040090	12P030090	87,5-89,5	Tcrom®	█	---
12P040095	12P030095	92,5-94,5	Tcrom®	---	---
12P040100	12P030100	97,5-99,5	Tcrom®	█	---
12P040105	12P030105	102,5-104,5	Tcrom®	---	---
12P040110	12P030110	107,5-109,5	Tcrom®	---	---
12P040115	12P030115	112,5-114,5	Tcrom®	---	---
12P040120	12P030120	117,5-119,5	Tcrom®	█	---

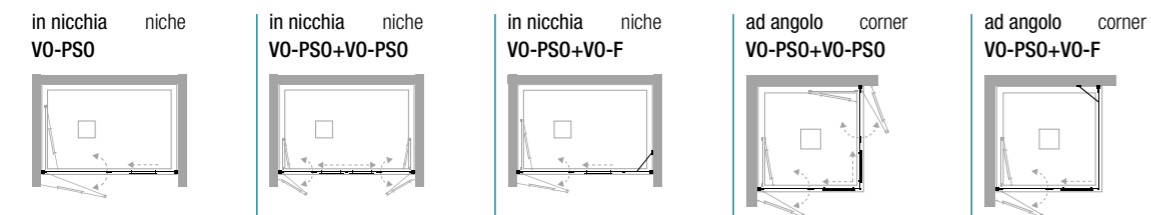
### Standard sizes

### Misure speciali L / H

Codice SX LH Code	Codice DX RH Code	su misura bespoke	Finiture profili Profiles finishing	30	16
12P049001	12P039001	56 < L < 65	Tcrom®	---	---
12P049001	12P039001	66 < L < 85	Tcrom®	---	---
12P049001	12P039001	86 < L < 105	Tcrom®	---	---
12P049001	12P039001	106 < L < 140	Tcrom®	---	---

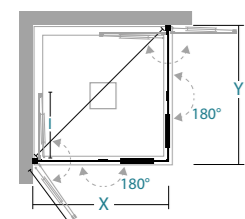
### Special sizes L / H

### installazioni







### installations

### informazioni



### informations

apertura soffietto  
girevole  
folding turning door

X/Y	I			X/Y	I		
57,5-59,5	29	1	21	92,5-94,5	46,5	1	33
62,5-64,5	31,5	1	23	97,5-99,5	49	1	34
67,5-69,5	34	1	25	102,5-104,5	51,5	1	36
72,5-74,5	36,5	1	26	107,5-109,5	54	1	38
77,5-79,5	39	1	28	112,5-114,5	56,5	1	39
82,5-84,5	41,5	1	29	117,5-119,5	59	1	40
87,5-89,5	44	1	31				

X / Y lunghezza parete doccia\ shower wall length  
I ingombro interno\ internal dimensions

### attenzione

nelle installazioni in nicchia o ad angolo VO-PSO+VO-PSO una delle due pareti doccia può essere sostituita con il modello VO-PBA  
niche or corner VO-PSO+-VO-PSO: one of the two sides can be substituted with Volo VO-PBA

### warning

specificare se montato a pavimento (vedi ... pag. ...)

specify any floor installation (see ... page ...)

Optical e Terra - decografia per: vetro Trasparente, Misure standard e speciali, max 135 cm L

Optical and Terra - decoprinting for: glass Trasparente, Standard and Special sizes, max 135 cm L

tutti i componenti della parete doccia sono in finitura Tcrom®

all components are in Tcrom® finishing

il prezzo della H speciale va trovato nella tabella Misure speciali L / H in base alla L della parete doccia

special price for H is to be found in Special sizes L / H as per L needed size

### Misure speciali Special size

H max	210 cm
L min	58 cm
L max	140 cm

### Disponibilità Availability

STOCK

### ricambi-Neverdrop-Spartan Spare parts

schede rilievo misure measurement form	550
schede installazione installation form	560
profili speciali special profiles	565

### supplementi

Decografia  
Decoprinting

€ 71

per codice  
for code

### supplements

Sigillante SPARTAN®  
Sealant SPARTAN®

€ 36B010010

05 acrilico satin	06 atelier	10 frozen	11 flack	12 reflex	16 satinato	29 fumé	30 trasparente	31 extrachiaro	32 cincillà	34 stampato c
----------------------	---------------	--------------	-------------	--------------	----------------	------------	-------------------	-------------------	----------------	------------------



SX  
LH

DX  
RH

H cm  
200

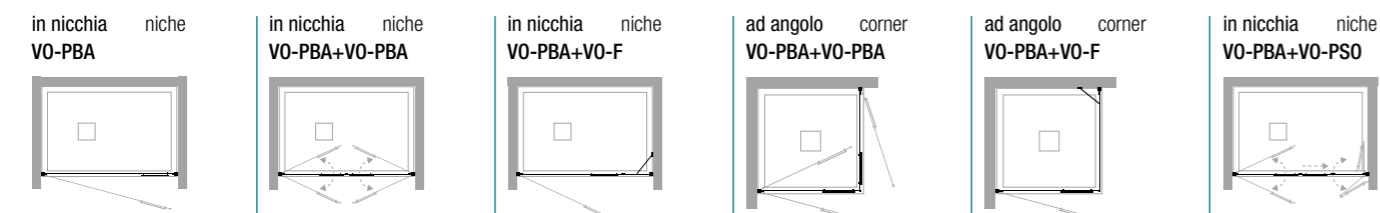
6 mm

REV

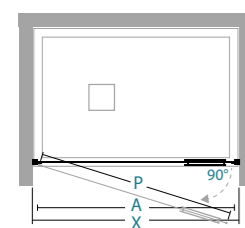
incluso      included

disponibile      available

## installazioni



## informazioni



apertura battente  
swing door

## informations

X	A	P						
32,5-34,5	24	26					1	13
37,5-39,5	29	31					1	15
42,5-44,5	34	36					1	16
47,5-49,5	39	41					1	18
57,5-59,5	49	51					1	21
67,5-69,5	59	61					1	24
77,5-79,5	69	71					1	28
87,5-89,5	79	81					1	31

X lunghezza parete doccia\ shower wall length  
A spazio d'entrata\ entrance space  
P lunghezza porta\ door length

## Misure standard

Codice SX LH Code	Codice DX RH Code	estensibilità extension	Finiture profili Profiles finishing	30	16
12P020035	12P010035	32,5-34,5	Tcrom®	---	---
12P020040	12P010040	37,5-39,5	Tcrom®	---	---
12P020045	12P010045	42,5-44,5	Tcrom®	---	---
12P020050	12P010050	47,5-49,5	Tcrom®	---	---
12P020060	12P010060	57,5-59,5	Tcrom®	---	---
12P020070	12P010070	67,5-69,5	Tcrom®	---	---
12P020080	12P010080	77,5-79,5	Tcrom®	---	---
12P020090	12P010090	87,5-89,5	Tcrom®	---	---

## Standard sizes

## Misure speciali L / H

Codice SX LH Code	Codice DX RH Code	su misura bespoke	Finiture profili Profiles finishing	30	16
12P029001	12P019001	21 < L < 45	Tcrom®	---	---
12P029001	12P019001	46 < L < 65	Tcrom®	---	---
12P029001	12P019001	66 < L < 85	Tcrom®	---	---
12P029001	12P019001	86 < L < 95	Tcrom®	---	---

## Special sizes L / H

## attenzione

per misure di X < 34 cm  
la maniglia viene montata  
verticale

for X < 34 cm the angle is  
vertical mounted

## warning

nelle installazioni in nicchia o  
ad angolo **VO-PBA+VO-PBA**  
una delle due pareti doccia  
può essere sostituita con il  
modello **VO-PSO**

niche or corner **VO-PBA+VO-PBA**:  
one of the two sides  
can be substituted with Volo  
**VO-PSO**

specificare se montato a  
pavimento (vedi ... pag. ...)

specify any floor installation  
(see ... page ...)

Optical e Terra - decografia  
per: vetro Trasparente,  
Misure standard e speciali,  
max 135 cm L

Optical and Terra - decoprinting  
for: glass Trasparente,  
Standard and Special sizes,  
max 135 cm L

tutti i componenti della  
parete doccia sono in finitura  
Tcrom®

all components are in Tcrom®  
finishing

il prezzo della H speciale va  
trovato nella tabella Misure  
speciali L / H in base alla L  
della parete doccia

special price for H is to be  
found in **Special sizes L / H**  
as per L needed size

## Misure speciali Special size

H max 210 cm  
L min 22 cm  
L max 95 cm

## ricambi-Neversdrop-Spartan Spare parts

schede rilievo misure  
measurement form **550**

schede installazione  
installation form **560**

profili speciali  
special profiles **565**

## supplementi

Decografia  
Decoprinting

Sigillante SPARTAN®  
Sealant SPARTAN®

per codice € **36**  
for code € 36B010010

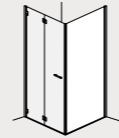
## supplements

€

---

**05** acrilico satin    **06** atelier    **10** frozen    **11** flack    **12** reflex    **16** satinato    **29** fumé    **30** trasparente    **31** extrachiaro    **32** cincillà    **34** stampato c





H cm  
200

6 mm



incluso

included



2 cm



1,5 cm



disponibile

available



### Misure standard

### Standard sizes

Codice Code	estensibilità extension	Finiture profili Profiles finishing	30	16
12F020045	42,5-44,5	Tcrom®	---	---
12F020050	47,5-49,5	Tcrom®	---	---
12F020060	57,5-59,5	Tcrom®	---	---
12F020070	67,5-69,5	Tcrom®	■	---
12F020080	77,5-79,5	Tcrom®	■	---
12F020090	87,5-89,5	Tcrom®	---	---

### Misure speciali L / H

### Special sizes L / H

Codice Code	su misura bespoke	Finiture profili Profiles finishing	30	16
12F029001	12 < L < 45	Tcrom®	---	---
12F029001	46 < L < 75	Tcrom®	---	---
12F029001	76 < L < 105	Tcrom®	---	---
12F029001	106 < L < 135	Tcrom®	---	---
12F029001	136 < L < 155	Tcrom®	---	---
12F029001	156 < L < 180	Tcrom®	---	---

### installazioni

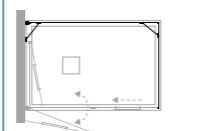
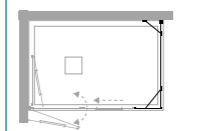
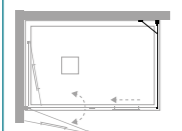
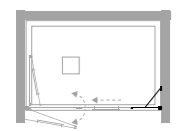
### installations

in nicchia niche  
VO-F+VO-PSO

ad angolo corner  
VO-F+VO-PSO

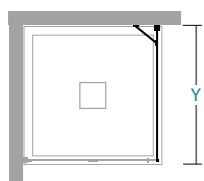
ad angolo corner  
VO-F+VO-PSO+PL-FA

a tre lati three sides  
VO-F+VO-PSO+PL-FA



### informazioni

### informations



Y								
42,5-44,5							1	16
47,5-49,5							1	17
57,5-59,5							1	21
67,5-69,5							1	24
77,5-79,5							1	27
87,5-89,5							1	31

Y lunghezza parete doccia \ shower wall length

### attenzione

### warning

installazione a 3 lati: VO-F + VO-PSO + parete fissa aggiuntiva Pluma PL-FA

incluso: supporto di rinforzo regolabile e snodato in finitura Tcrom®

Optical e Terra - decografia per: vetro Trasparente, Misure standard e speciali, max 135 cm L

tutti i componenti della parete doccia sono in finitura Tcrom®

il prezzo della H speciale va trovato nella tabella Misure speciali L / H in base alla L della parete doccia

three sides installation: VO-F + VO-PSO + additional fixed side panel Pluma PL-FA

included: Tcrom® adjustable bar

Optical and Terra - decoprinting for: glass Trasparente, Standard and Special sizes, max 135 cm L

all components are in Tcrom® finishing

special price for H is to be found in Special sizes L / H as per L needed size

Misure speciali  
Special size

Disponibilità  
Availability

■ STOCK

ricambi-Neverydrop-Spartan  
Spare parts 558

schede rilievo misure  
measurement form 550

schede installazione  
installation form 560

profili speciali  
special profiles 565

### supplementi

### supplements

Decografia  
Decoprinting

Sigillante SPARTAN®  
Sealant SPARTAN®

per codice  
for code

€ 36 36B010010

€

---

**05** acrilico satin **06** atelier **10** frozen **11** flack **12** reflex **16** satinato **29** fumé **30** trasparente **31** extrachiaro **32** cincillà **34** stampato c





SX  
LH



DX  
RH



H cm  
200



6 mm



RfV

incluso      included



















disponibile      available





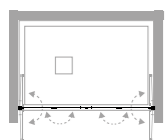
## Misure standard

## Standard sizes

Codice SX LH Code	Codice DX RH Code	estensibilità extension	Finiture profili Profiles finishing	30	16
12P130060	12P120060	57,5-59,5	Tcrom®	---	---
12P130065	12P120065	62,5-64,5	Tcrom®	---	---
12P130070	12P120070	67,5-69,5	Tcrom®	---	---
12P130075	12P120075	72,5-74,5	Tcrom®	---	---
12P130080	12P120080	77,5-79,5	Tcrom®	---	---
12P130085	12P120085	82,5-84,5	Tcrom®	---	---
12P130090	12P120090	87,5-89,5	Tcrom®	---	---
12P130095	12P120095	92,5-94,5	Tcrom®	---	---
12P130100	12P120100	97,5-99,5	Tcrom®	---	---
12P130105	12P120105	102,5-104,5	Tcrom®	---	---
12P130110	12P120110	107,5-109,5	Tcrom®	---	---
12P130115	12P120115	112,5-114,5	Tcrom®	---	---
12P130120	12P120120	117,5-119,5	Tcrom®	---	---

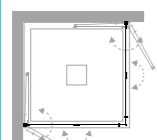
## installazioni

in nicchia niche  
VO-PFR+VO-PFR

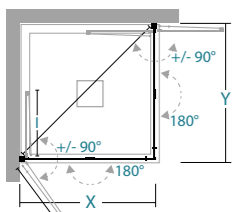


## installations

ad angolo corner  
VO-PFR+VO-PFR







## informazioni



apertura soffietto  
girevole  
folding turning door

## informations

X/Y	I			X/Y	I		
58-60	29	1	21	93-95	46,5	1	32
63-65	31,5	1	22	98-100	49	1	34
68-70	34	1	24	103-105	51,5	1	36
73-75	36,5	1	26	108-110	54	1	37
78-80	39	1	27	113-115	56,5	1	39
83-85	41,5	1	29	118-120	59	1	40
88-90	44	1	31				

X/Y lunghezza parete doccia\ shower wall length  
I ingombro interno\ internal dimensions

## attenzione

specificare se montato a  
pavimento (vedi ... pag. ...)

specify any floor installation  
(see ... page ...)

## warning

Optical e Terra - decografia  
per: vetro Trasparente,  
Misure standard e speciali,  
max 135 cm L

Optical and Terra - decoprinting  
for: glass Trasparente,  
Standard and Special sizes,  
max 135 cm L

tutti i componenti della  
parete doccia sono in finitura  
Tcrom®

all components are in Tcrom®  
finishing

## supplementi

Decografia  
Decoprinting

per codice  
for code

Sigillante SPARTAN®  
Sealant SPARTAN®

€ 106 36B010010

## supplements

€

---

ricambi-Neverdrop-Spartan  
Spare parts 558

schede rilievo misure  
measurement form 550

schede installazione  
installation form 560

profili speciali  
special profiles 565

05 acrilico satin    06 atelier    10 frozen    11 flack    12 reflex    16 satinato    29 fumé    30 trasparente    31 extrachiario    32 cincillà    34 stampato c



SX  
LH

DX  
RH

H cm  
100

6 mm

RFD

incluso      included

disponibile      available

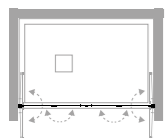
### Misure standard

### Standard sizes

Codice SX LH Code	Codice DX RH Code	estensibilità extension	Finiture profili Profiles finishing	30	16
12P110060	12P100060	57,5-59,5	Tcrom®	---	---
12P110065	12P100065	62,5-64,5	Tcrom®	---	---
12P110070	12P100070	67,5-69,5	Tcrom®	---	---
12P110075	12P100075	72,5-74,5	Tcrom®	---	---
12P110080	12P100080	77,5-79,5	Tcrom®	---	---
12P110085	12P100085	82,5-84,5	Tcrom®	---	---
12P110090	12P100090	87,5-89,5	Tcrom®	---	---
12P110095	12P100095	92,5-94,5	Tcrom®	---	---
12P110100	12P100100	97,5-99,5	Tcrom®	---	---
12P110105	12P100105	102,5-104,5	Tcrom®	---	---
12P110110	12P100110	107,5-109,5	Tcrom®	---	---
12P110115	12P100115	112,5-114,5	Tcrom®	---	---
12P110120	12P100120	117,5-119,5	Tcrom®	---	---

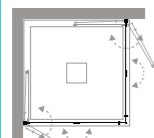
### installazioni

in nicchia    niche  
VO-PBS+VO-PBS

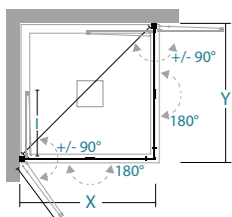


### installations

ad angolo    corner  
VO-PBS+VO-PBS



### informazioni



apertura soffietto  
girevole  
folding turning door

### informations

X/Y	I			X/Y	I		
58-60	29	1	11	93-95	46,5	1	18
63-65	31,5	1	12	98-100	49	1	19
68-70	34	1	13	103-105	51,5	1	20
73-75	36,5	1	14	108-110	54	1	21
78-80	39	1	15	113-115	56,5	1	22
83-85	41,5	1	16	118-120	59	1	23
88-90	44	1	17				

X/Y    lunghezza parete doccia\ shower wall length  
I      ingombro interno\ internal dimensions

### attenzione

specificare se montato a  
pavimento (vedi ... pag. ...)

specify any floor installation  
(see ... page ...)

### warning

Optical e Terra - decografia  
per: vetro Trasparente,  
Misure standard e speciali,  
max 135 cm L

Optical and Terra - decoprinting  
for: glass Trasparente,  
Standard and Special sizes,  
max 135 cm L

tutti i componenti della  
parete doccia sono in finitura  
Tcrom®

all components are in Tcrom®  
finishing

### supplementi

Decografia  
Decoprinting

per codice  
for code

Sigillante SPARTAN®  
Sealant SPARTAN®

€      106      36B010010

### supplements

€

---

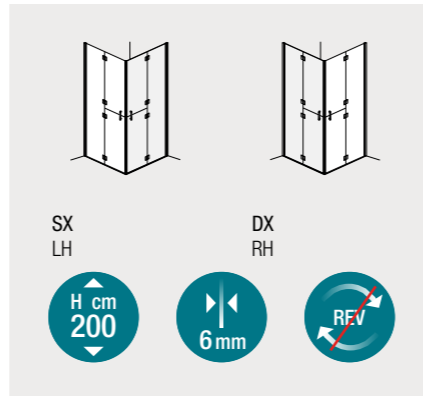
ricambi-Neversdrop-Spartan  
Spare parts      558

schede rilievo misure  
measurement form      550

schede installazione  
installation form      560

profili speciali  
special profiles      565

**05** acrilico satin    **06** atelier    **10** frozen    **11** flack    **12** reflex    **16** satinato    **29** fumé    **30** trasparente    **31** extrachiario    **32** cincillà    **34** stampato c



disponibile available

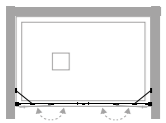


### Misure standard Standard sizes

Codice SX LH Code	Codice DX RH Code	estensibilità extension	Finiture profili Profiles finishing	30	16
12P150080	12P140080	77,5-79,5	Tcrom®	---	---
12P150085	12P140085	82,5-84,5	Tcrom®	---	---
12P150090	12P140090	87,5-89,5	Tcrom®	---	---
12P150095	12P140095	92,5-94,5	Tcrom®	---	---
12P150100	12P140100	97,5-99,5	Tcrom®	---	---
12P150105	12P140105	102,5-104,5	Tcrom®	---	---
12P150110	12P140110	107,5-109,5	Tcrom®	---	---
12P150115	12P140115	112,5-114,5	Tcrom®	---	---
12P150120	12P140120	117,5-119,5	Tcrom®	---	---

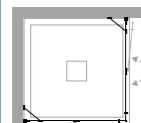
### installazioni

in nicchia niche  
VO-PFX+VO-PFX

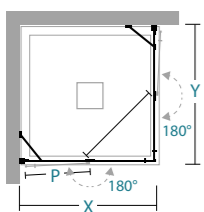


### installations

ad angolo corner  
VO-PFX+VO-PFX



### informazioni



X/Y lunghezza parete doccia\ shower wall length  
P lunghezza porta\ door length

### informations

apertura battente  
swing door

X	P				
78-80	39			1	27
83-85	42			1	29
88-90	44			1	30
93-95	47			1	32
98-100	49			1	34
103-105	52			1	35
108-110	54			1	37
113-115	57			1	39
118-120	59			1	40

### attenzione

incluso: supporto di rinforzo regolabile e snodato in finitura Tcrom®

included: Tcrom® adjustable bar

### warning

specificare se montato a pavimento (vedi ... pag. ...)

specify any floor installation (see ... page ...)

Optical e Terra - decografia per: vetro Trasparente, Misure standard e speciali, max 135 cm L

Optical and Terra - decoprinting for: glass Trasparente, Standard and Special sizes, max 135 cm L

tutti i componenti della parete doccia sono in finitura Tcrom®

all components are in Tcrom® finishing

### supplementi

Decografia  
Decoprinting

per codice  
for code

Sigillante SPARTAN®  
Sealant SPARTAN®

€ 106 36B010010

### supplements

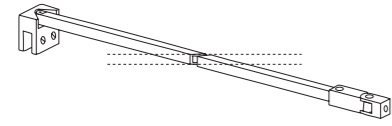
€

---

05	06	10	11	12	16	29	30	31	32	34
acrilico satin	atelier	frozen	flack	reflex	satinato	fumè	trasparente	extrachiario	cincillà	stampato c

ricambi-Neverdrop-Spartan Spare parts	558
schede rilievo misure measurement form	550
schede installazione installation form	560
profili speciali special profiles	565

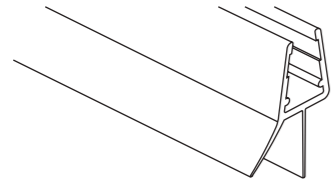
## Volo

Ricambi  
Spare parts

Supporto standard vetro-muro L 100 (con deviatore) - Tcrom®  
Glass-wall standard support L 100 (with div.) - Tcrom®

Codice Code	N° pezzi N° pieces
----------------	-----------------------

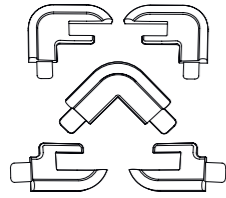
36S117002	1
-----------	---



Guarnizione doppia aletta L 100  
Double fin seal L 100

Codice Code	N° pezzi N° pieces
----------------	-----------------------

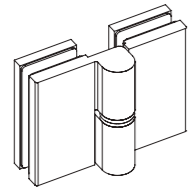
37R019022	1
-----------	---



Raccordi per vetro spessore 6 mm - Tcrom®  
Connection parts for glass 6 mm - Tcrom®

Codice Code	N° pezzi N° pieces
----------------	-----------------------

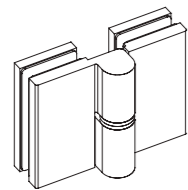
37R019134	1
-----------	---



Cerniera centrale DX - Tcrom®  
Central hinge RH - Tcrom®

Codice Code	N° pezzi N° pieces
----------------	-----------------------

37R019202	1
-----------	---

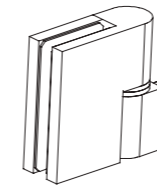


Cerniera centrale SX - Tcrom®  
Central hinge LH - Tcrom®

Codice Code	N° pezzi N° pieces
----------------	-----------------------

37R019203	1
-----------	---

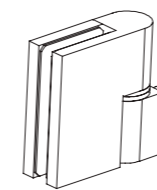
## Volo

Ricambi  
Spare parts

Cerniera lato muro DX - Tcrom®  
Wall hinge RH - Tcrom®

Codice Code	N° pezzi N° pieces
----------------	-----------------------

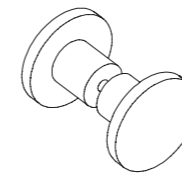
37R019204	1
-----------	---



Cerniera lato muro SX - Tcrom®  
Wall hinge LH - Tcrom®

Codice Code	N° pezzi N° pieces
----------------	-----------------------

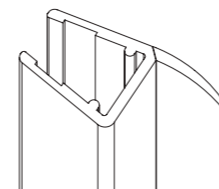
37R019205	1
-----------	---



Pomoli - Tcrom®  
Handle set - Tcrom®

Codice Code	N° pezzi N° pieces
----------------	-----------------------

37R019207	2
-----------	---



Guarnizione verticale pinna parallela L 202  
Vertical fin seal L 202

Codice Code	N° pezzi N° pieces
----------------	-----------------------

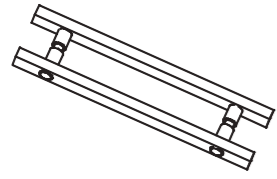
37R019208	1
-----------	---



Maniglia sganciabile - Tcrom®  
Unlocking Handle - Tcrom®

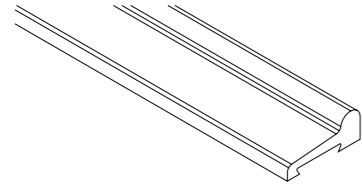
Codice Code	N° pezzi N° pieces
----------------	-----------------------

37R019209	1
-----------	---



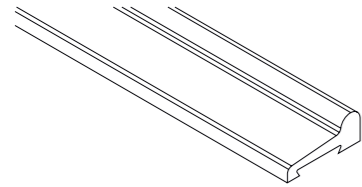
Maniglia - Tcrom®  
Handle - Tcrom®

Codice Code	N° pezzi N° pieces
37R019210	1



Profilo barriera acqua Volo/PMR L 120 - Tcrom®  
Anti-leakage profile Volo/PMR L 120 - Tcrom®

Codice Code	N° pezzi N° pieces
37R019220	1



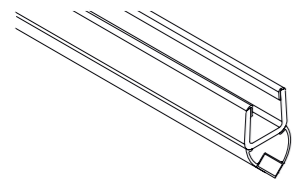
Profilo barriera taglio 45° H 120 - Tcrom®  
Anti-leakage profile cut 45° H 120 - Tcrom®

Codice Code	N° pezzi N° pieces
37R019224	1




Tappi copertura - Tcrom®  
Screw caps - Tcrom®

Codice Code	N° pezzi N° pieces
37R019243	2




Magnete bipolare 45° L 200  
Bipolar magnet 45° L 200

Codice Code	N° pezzi N° pieces
37R019326	1



Coppia di magneti bipolari 90° L 200  
2 x Bipolar magnet 90° L 200

Codice Code	N° pezzi N° pieces
37R019327	1



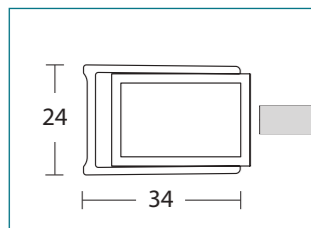
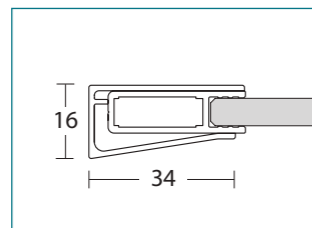
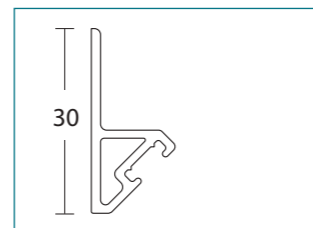
Coppia di magneti bipolari 45° L 200  
2 x Bipolar magnet 45° L 200

Codice Code	N° pezzi N° pieces
37R019338	1

### Accessori Accessories

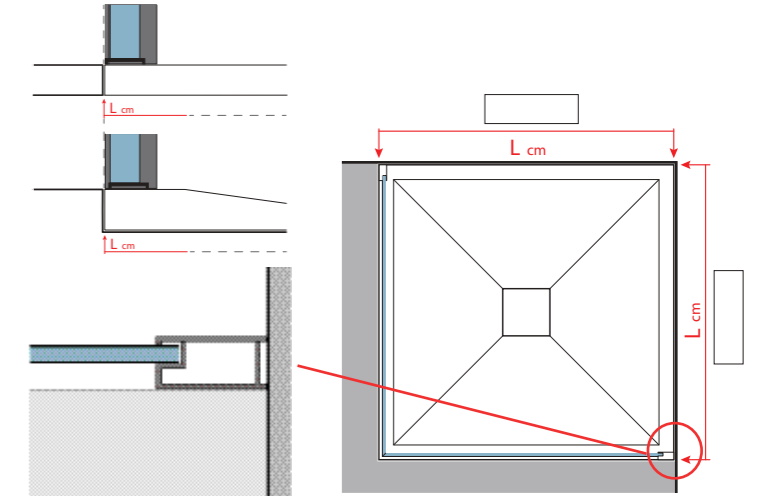
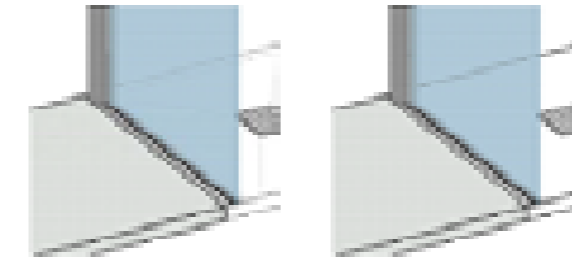
Art. **36A010004**trattamento NEVERDROP®  
treatment NEVERDROP®Art. **36B010010**sigillante cristallino SPARTAN®  
sealant SPARTAN®

### Profili Profiles

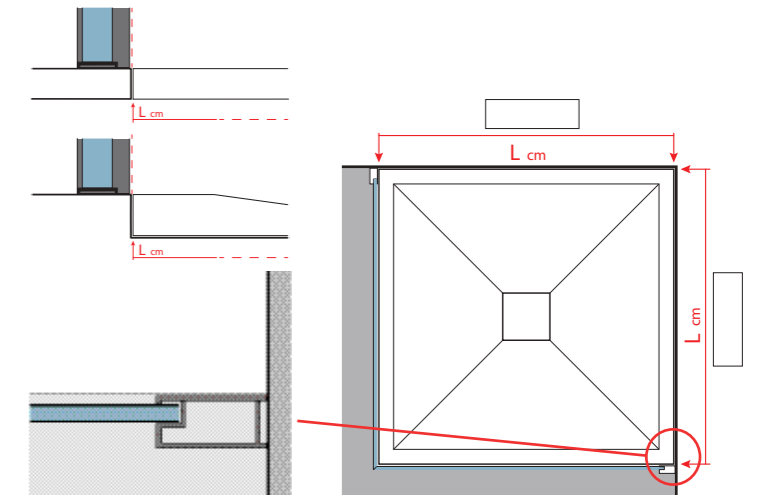
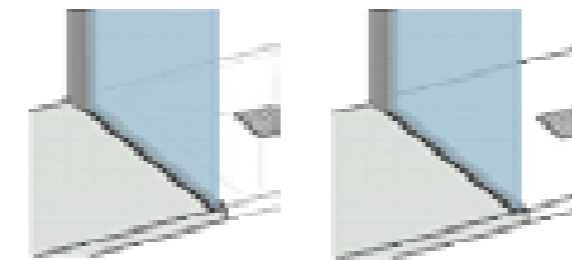
per/for **VO: PSO - PBA- PFX - PFR - PBS**profilo a muro **1125** + schienale **1161**wall profile **1125** + vertical profile **1161**per/for **VO-F**profilo a muro **966** + schienale **261**wall profile **966** + vertical profile **261**per/for **VO: PSO - PBA**chiusura con magnete **1128**magnetic closing **1128**

### Installazione a pavimento o con piatto doccia incassato a filo pavimento Floor installation or with built-in shower tray flush with the floor

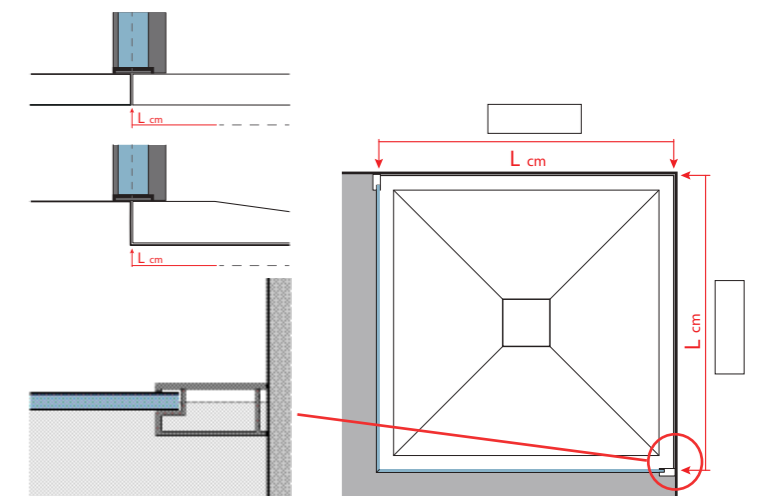
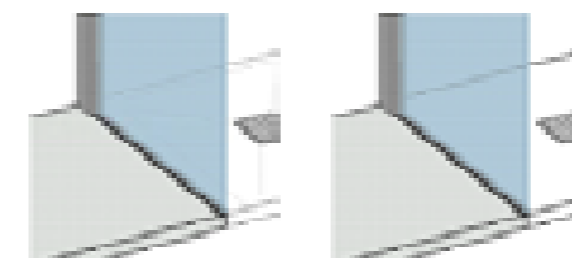
#### A1 PROFILO ALL'INTERNO DELLO SPAZIO DOCCIA PROFILE INSIDE THE SHOWER AREA



#### A2 PROFILO ALL'ESTERNO DELLO SPAZIO DOCCIA PROFILE OUTSIDE THE SHOWER AREA



#### A3 FUGA A MEZZERIA DEL VETRO GLASS OVER THE TILEGROUT



**IMPORTANTE !** In fase d'ordine, se necessario, specificare la tipologia di installazione speciale scelta tra quelle qui rappresentate, es. A1, A2, A3. Prima dell'ordine effettuare il corretto rilievo misure e verificare la perfetta verticalità delle pareti e planarità del piatto doccia o del pavimento. Vedi la sezione "Come si rilevano le misure" a pagina 24.

**IMPORTANT !** When ordering, specify the type of installation i.e.: A1, A2, A3. Before sending the order, take the measurements and check the good levels of walls and tray/floor. See "How to take measurements" section page 24.







cerniera cromata con doppia regolazione su asola ed eccentrico  
 sistema di estensione tramite profilo compensatore e schienale

*chromed hinge, adjustable by eccentric system  
 adjustment by wall profile and vertical profile*



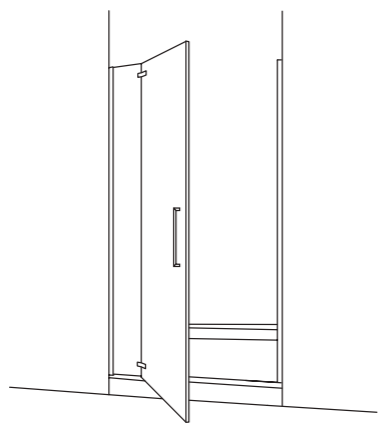
Vassily Kandinsky, 1923, Composition VIII, olio su tela



CON PROFILO VERTICALE



FONT



apertura battente  
hinged door



**CARATTERISTICHE**  
FEATURES

- H cm 190** ALTEZZA PARETI DOCCIA  
SHOWER DOOR HEIGHT
- 6 mm** SPESSORE LASTRA  
GLASS DEPTH
- REV** REVERSIBILE  
REVERSIBLE

**INFO TECNICHE**  
TECHNICAL INFORMATION

- REGOLAZIONE FUORI SQUADRO**  
OFF-SQUARE REGULATION
- EST cm** ESTENSIBILITÀ 3/6  
EXSTENSIBILITY 3/6
- CHIUSURA MAGNETICA**  
MAGNETIC CLOSURE
- PROFILO TENUTA ACQUA**  
LOW SEAL WATER PROFILE
- MANIGLIE ESTERNA / INTERNA**  
EXTERNAL / INTERNAL HANDLES
- L/H** MISURE SPECIALI  
SPECIAL SIZES

**Finiture profili**


**COLORE**



59/60  
Bianco/Nero  
Totale

**Profiles finishing**

**ABITAT**



27  
Tcrom®

**VOGUE**

**Vetri**



30  
Trasparente



10  
Frozen

**Glasses**

**Decografia**



OA  
Optical nero  
Trasparente



OB  
Optical bianco  
Trasparente

**Decoprinting**



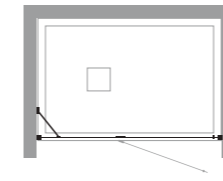
OE  
Terra nero  
Trasparente



OF  
Terra bianco  
Trasparente

**in nicchia**

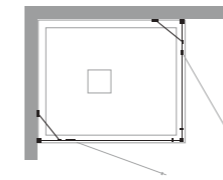
FO-PBA



**niche**

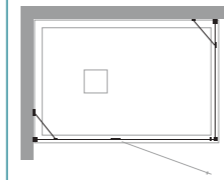
**ad angolo**

FO-ABA+FO-ABA



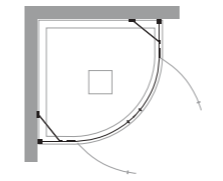
**corner**

FO-ABA+FO-F



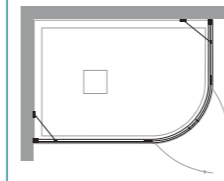
**semicircolari**

FO-T55



**quadrant**

FO-GI38



**importante**

ordini per pareti doccia speciali inoltrati senza relativo disegno **NON** vengono prodotti

**important**

orders for special shower walls forwarded without related design are **NOT** produced

# Font

Parete doccia con porta battente  
Hinged door



incluso

included



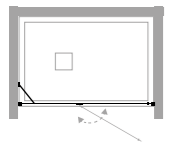
disponibile

available



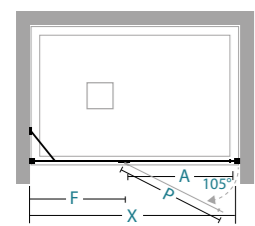
## installazioni

in nicchia niche  
FO-PBA



## installations

## informazioni



apertura battente  
swing door

## informations

	X	A	P	F						
66-72	42	45,5	15,3						1	23
76-82	52	55,5	15,3						1	26
86-92	62	65,5	15,3						1	29
96-102	62	65,5	25,3						1	32
116-122	62	65,5	45,3						1	39

X lunghezza parete doccia\ shower wall length  
A spazio d'entrata\ entrance space  
P lunghezza porta\ door length  
F lunghezza lato fisso\ fixed side length

# FO-PBA

INSTALLAZIONE IN NICCHIA  
NICHE INSTALLATION

## Misure standard

Standard sizes

Codice Code	estensibilità extension	Finiture profili Profiles finishing	30	10
10P011070	66-72	colore Tcrom®	---	---
10P011080	76-82	colore Tcrom®	■	---
10P011090	86-92	colore Tcrom®	■	---
10P011100	96-102	colore Tcrom®	■	---
10P011120	116-122	colore Tcrom®	■	---

## Misure speciali L / H

Special sizes L / H

Codice Code	su misura bespoke	Finiture profili Profiles finishing	30
10P019001	61 < L < 90	colore Tcrom®	---
10P019001	91 < L < 120	colore Tcrom®	---
10P019001	121 < L < 140	colore Tcrom®	---

## attenzione

incluso: supporto di rinforzo L  
50 cm regolabile e snodato

included: adjustable bar 50  
cm L

## warning

Optical e Terra - decografia  
per: vetro Trasparente,  
Misure standard e speciali,  
max 135 cm L

Optical and Terra - decoprin-  
ting for: glass Trasparente,  
Standard and Special sizes,  
max 135 cm L

il prezzo della H speciale va  
trovato nella tabella Misure  
speciali L / H in base alla L  
della parete doccia

special price for H is to be  
found in Special sizes L / H  
as per L needed size

Misure speciali  
Special size

H max 210 cm  
L min 61 cm  
L max 140 cm

Disponibilità  
Availability

■ STOCK

ricambi-Neverdrop-Spartan  
Spare parts 558

schede rilievo misure  
measurement form 550

schede installazione  
installation form 560

profili speciali  
special profiles 565

## supplementi

Profilo di compensazione 3 cm  
Extension profile 3 cm

€ --- per codice  
for code

Decografia  
Decoprinting

€ 71

Set trattamento Neverdrop®  
set Neverdrop®

€ 36A010004 ---

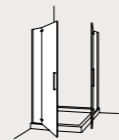
Sigillante SPARTAN®  
Sealant SPARTAN®

€ 36B010010 ---

05 acrilico satin 06 atelier 10 frozen 11 flack 12 reflex 16 satinato 29 fumé 30 trasparente 31 extrachiario 32 cincillà 34 stampato c

# Font

Parete doccia con porta battente per angolo  
Shower enclosure with hinged door for corner



incluso

included



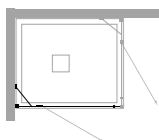
disponibile

available



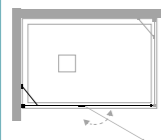
## installazioni

ad angolo corner  
FO-ABA+FO-ABA

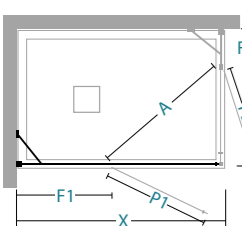


## installations

ad angolo corner  
FO-ABA+FO-F



## informazioni



apertura battente  
swing door

X / Y lunghezza parete doccia \ shower wall length  
A spazio d'entrata \ entrance space  
P1 / P2 lunghezza porta \ door length  
F1 / F2 lunghezza lato fisso \ fixed side length

## informations

X/Y	67-75	77-85	87-120	F1/F2	P1/P2				
67-70	A=63			19,3	45,5			1	23
69-72	A=63			21,3	45,5			1	23
72-75	A=63			24,3	45,5			1	24
77-80	A=70	A=77		19,3	55,5			1	26
82-85	A=70	A=77		24,3	55,5			1	27
87-90	A=78	A=84	A=91	19,3	65,5			1	29
97-100	A=78	A=84	A=91	29,3	65,5			1	32
117-120	A=78	A=84	A=91	49,3	65,5			1	38

# FO-ABA

INSTALLAZIONE AD ANGOLO  
CORNER INSTALLATION

## Misure standard

Standard sizes

Codice Code	estensibilità extension	Finiture profili Profiles finishing	30	10
10A011070	67-70	colore Tcrom®	---	---
10A011072	69-72	colore Tcrom®	---	---
10A011075	72-75	colore Tcrom®	---	---
10A011080	77-80	colore Tcrom®	---	---
10A011085	82-85	colore Tcrom®	---	---
10A011090	87-90	colore Tcrom®	---	---
10A011100	97-100	colore Tcrom®	---	---
10A011120	117-120	colore Tcrom®	---	---

## Misure speciali L / H

Special sizes L / H

Codice Code	su misura bespoke	Finiture profili Profiles finishing	30
10A019001	61 < L < 90	colore Tcrom®	---
10A019001	91 < L < 120	colore Tcrom®	---
10A019001	121 < L < 140	colore Tcrom®	---

## attenzione

FO-ABA+FO-ABA montato ad angolo su piatto doccia: considerare la misura L appena inferiore di entrambi i lati

FO-ABA+FO-ABA corner installation on tray: consider the lower sizes for both sides

## warning

incluso: supporto di rinforzo L 50 cm regolabile e snodato

included: adjustable bar 50 cm L

specificare se montato a pavimento (vedi ... pag. ...)

specify any floor installation (see ... page ...)

Optical e Terra - decografia per: vetro Trasparente, Misure standard e speciali, max 135 cm L

Optical and Terra - decoprinting for: glass Trasparente, Standard and Special sizes, max 135 cm L

il prezzo della H speciale va trovato nella tabella Misure speciali L / H in base alla L della parete doccia

special price for H is to be found in Special sizes L / H as per L needed size

Misure speciali  
Special size

Disponibilità  
Availability

H max	210 cm	STOCK
L min	61 cm	
L max	140 cm	

ricambi-Neverdrop-Spartan  
Spare parts

558

schede rilievo misure  
measurement form

550

schede installazione  
installation form

560

profili speciali  
special profiles

565

## supplementi

supplements

Profilo di compensazione 3 cm Extension profile 3 cm	Decografia Decoprinting	Set trattamento Neverdrop® set Neverdrop®	Sigillante SPARTAN® Sealant SPARTAN®
35A010190	€ --- per codice for code	€ 71	€ --- 36B010010

05 acrilico satin 06 atelier 10 frozen 11 flack 12 reflex 16 satinato 29 fumé 30 trasparente 31 extrachiaro 32 cincillà 34 stampato c

# Font

Parete doccia fissa di profondità  
Fixed panel



incluso

included



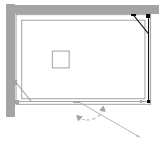
disponibile

available

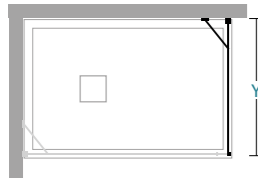


## installazioni

ad angolo corner  
FO-F+FO-ABA



## informazioni



Y lunghezza parete doccia\ shower wall length

## installations

## informations

Y									
67-70								1	22
72-75								1	24
77-80								1	25
87-90								1	28
97-100								1	32
117-120								1	38

# FO-F

INSTALLAZIONE AD ANGOLO  
CORNER INSTALLATION

## Misure standard

Standard sizes

Codice Code	estensibilità extension	Finiture profili Profiles finishing	30	10
10F011070	67-70	colore Tcrom®	---	---
10F011075	72-75	colore Tcrom®	---	---
10F011080	77-80	colore Tcrom®	---	---
10F011090	87-90	colore Tcrom®	---	---
10F011100	97-100	colore Tcrom®	---	---
10F011120	117-120	colore Tcrom®	---	---

## Misure speciali L / H

Special sizes L / H

Codice Code	su misura bespoke	Finiture profili Profiles finishing	30
10F019001	12 < L < 45	colore Tcrom®	---
10F019001	46 < L < 75	colore Tcrom®	---
10F019001	76 < L < 105	colore Tcrom®	---
10F019001	106 < L < 135	colore Tcrom®	---
10F019001	136 < L < 155	colore Tcrom®	---

## attenzione

incluso: supporto di rinforzo L 50 cm regolabile e snodato

included: adjustable bar 50 cm L

## warning

Optical e Terra - decografia per: vetro Trasparente, Misure standard e speciali, max 135 cm L

Optical and Terra - decoprinting for: glass Trasparente, Standard and Special sizes, max 135 cm L

installazione speciale su muretto sostituire il cod. 10F019001 con il cod. 10F019002

special installation on low wall: substitute code 10F019001 with code 10F019002

il prezzo della H speciale va trovato nella tabella Misure speciali L / H in base alla L della parete doccia

special price for H is to be found in Special sizes L / H as per L needed size

Misure speciali  
Special size

H max 210 cm  
L min 12 cm  
L max 155 cm

Disponibilità  
Availability

STOCK

ricambi-Neverdrop-Spartan  
Spare parts 558

schede rilievo misure  
measurement form 550

schede installazione  
installation form 560

profili speciali  
special profiles 565

## supplementi

Profilo di compensazione 3 cm  
Extension profile 3 cm

€ --- per codice for code

Decografia  
Decoprinting

€ 36

Set trattamento Neverdrop®  
set Neverdrop®

€ 36A010004

Sigillante SPARTAN®  
Sealant SPARTAN®

€ --- 36B010010

05  
acrilico satin

06  
atelier

10  
frozen

11  
flack

12  
reflex

16  
satinato

29  
fumé

30  
trasparente

31  
extrachiario

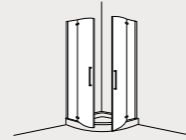
32  
cincillà

34  
stampato c



# Font

Parete doccia semicircolare con doppia porta a battente  
Quadrant shower enclosure with double hinged door



incluso included

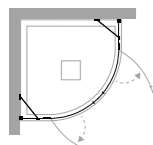


disponibile available



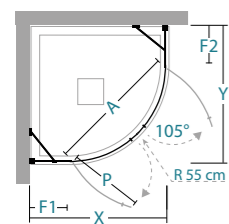
## installazioni

ad angolo corner  
FO-T55



## installations

## informazioni



apertura scorrevole  
swing door

## informations

X/Y	A	P	F1/F2						
77-80	78	43	19,3					2	44
87-90	78	43	29,3					2	51

X / Y lunghezza parete doccia \ shower wall length  
A spazio d'entrata \ entrance space  
P lunghezza porta \ door length  
F1 / F2 lunghezza lato fisso \ fixed side length

# FO-T55

INSTALLAZIONE AD ANGOLO  
CORNER INSTALLATION

## Misure standard

Codice Code	estensibilità extension	Finiture profili Profiles finishing	30
10T011080	77-80	colore Tcrom®	---
10T011090	87-90	colore Tcrom®	---

## Standard sizes

## Misure speciali L

Codice Code	su misura bespoke	Finiture profili Profiles finishing	30
10T019001	70 < L < 90	colore Tcrom®	---
10T019001	91 < L < 110	colore Tcrom®	---
10T019001	111 < L < 140	colore Tcrom®	---

## Special sizes L

## attenzione

installazione su piatto doccia semicircolare raggio 55 cm

installation on quadrant shower tray radius 55 cm

## warning

inclusi: nr 2 supporti di rinforzo L 50 cm regolabili e snodati

included: nr 2 - adjustable bar 50 cm L

il prezzo delle misure speciali è inteso per lato

special sizes: prices are to be intended for one side

il prezzo della L speciale va trovato nella tabella Misure speciali L in base alla L della parete doccia

special price for L is to be found in Special sizes L as per L needed size

Misure speciali  
Special size

L min 70 cm  
L max 140 cm

Disponibilità  
Availability

STOCK

ricambi-Neverdrop-Spartan  
Spare parts 558

schede rilievo misure  
measurement form 550

schede installazione  
installation form 560

profili speciali  
special profiles 565

## supplementi

Profilo di compensazione 3 cm  
Extension profile 3 cm

35A010190 € ---

Set trattamento Neverdrop®  
set Neverdrop®

36A010004 € ---

## supplements

Sigillante SPARTAN®  
Sealant SPARTAN®

36B010010 € ---

05 acrilico satin 06 atelier 10 frozen 11 flack 12 reflex 16 satinato 29 fumé 30 trasparente 31 extrachiario 32 cincillà 34 stampato c

# Font

Parete doccia semicircolare con doppia porta a battente  
Quadrant shower enclosure with double hinged door



incluso

included



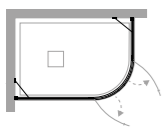
disponibile

available



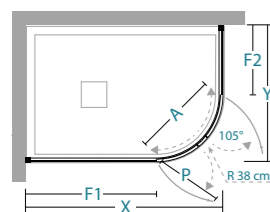
## installazioni

ad angolo corner  
FO-T38



## installations

## informazioni



apertura battente  
swing door

## informations

X	Y	A	P	F1	F2				
67-70	87-90	54	29	26	46			2	47
77-80	97-100	54	29	36	56			2	53
77-80	117-120	54	29	36	76			2	59

X / Y lunghezza parete doccia \ shower wall length  
A spazio d'entrata \ entrance space  
P lunghezza porta \ door length  
F1 / F2 lunghezza lato fisso \ fixed side length

# FO-GI38

INSTALLAZIONE AD ANGOLO  
CORNER INSTALLATION

## Misure standard

Standard sizes

Codice Code	estensibilità extension	Finiture profili Profiles finishing	30
10T011001	67-70+87-90	colore Tcrom®	---
10T011003	77-80+97-100	colore Tcrom®	---
10T011004	77-80+117-120	colore Tcrom®	---

## Misure speciali L

Special sizes L

Codice Code	su misura bespoke	Finiture profili Profiles finishing	30
10T019002	60 < L < 90	colore Tcrom®	---
10T019002	91 < L < 110	colore Tcrom®	---
10T019002	111 < L < 140	colore Tcrom®	---

## attenzione

installazione su piatto doccia semicircolare raggio 38 cm

installation on quadrant shower tray radius 38 cm

## warning

inclusi: nr 2 supporti di rinforzo L 50 cm regolabili e snodati

included: nr 2 - adjustable bar 50 cm L

il prezzo delle misure speciali è inteso per lato

special sizes: prices are to be intended for one side

il prezzo della L speciale va trovato nella tabella Misure speciali L in base alla L della parete doccia

special price for L is to be found in Special sizes L as per L needed size

Misure speciali  
Special size

Disponibilità  
Availability

L min 60 cm  
L max 140 cm

STOCK

ricambi-Neverdrop-Spartan  
Spare parts 558

schede rilievo misure  
measurement form 550

schede installazione  
installation form 560

profili speciali  
special profiles 565

## supplementi

supplements

Profilo di compensazione 3 cm  
Extension profile 3 cm

Set trattamento Neverdrop®  
set Neverdrop®

Sigillante SPARTAN®  
Sealant SPARTAN®

35A010190 € --- 36A010004 € --- 36B010010 € ---

05  
acrilico satin

06  
atelier

10  
frozen

11  
flack

12  
reflex

16  
satinato

29  
fume

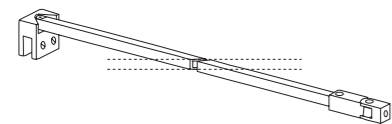
30  
trasparente

31  
extrachiario

32  
cincillà

34  
stampato c

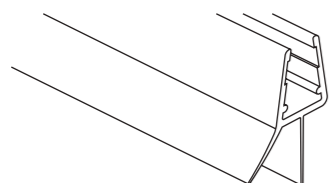
## Font

Ricambi  
Spare parts

Supporto standard vetro-muro L 100 (con deviatore) - Tcrom® / Nero e Bianco opaco  
Glass-wall standard support L 100 (with div.) - Tcrom® / matt Black / matt White

Codice Code	N° pezzi N° pieces
----------------	-----------------------


36S117002	1
-----------	---



Guarnizione doppia aletta L 100  
Double fin seal L 100

Codice Code	N° pezzi N° pieces
----------------	-----------------------

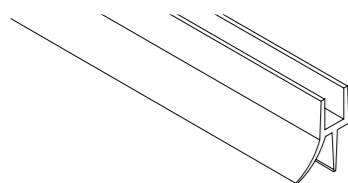
37R019022	1
-----------	---



Viteria fissaggio profili - Tcrom® / Nero opaco / Bianco opaco  
Screws for profiles fixing - Tcrom® / matt Black / matt White

Codice Code	N° pezzi N° pieces
----------------	-----------------------

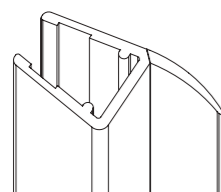
37R019112	1
-----------	---



Guarnizione pinna doppia per FO-T55 e FO-T38 L 100  
Double fin seal for FO-T55 and FO-T38 L 100

Codice Code	N° pezzi N° pieces
----------------	-----------------------

37R019113	1
-----------	---

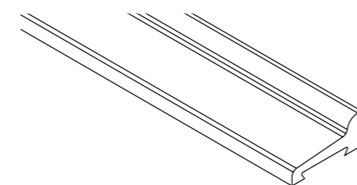


Guarnizione verticale pinna parallela L 200  
Vertical parallel fin seal L 200

Codice Code	N° pezzi N° pieces
----------------	-----------------------

37R019127	1
-----------	---

## Font

Ricambi  
Spare parts

Profilo tenuta a terra per FO-T55  
Lower anti-leakage profile for FO-T55

Codice Code	N° pezzi N° pieces
----------------	-----------------------

37R019131	1
-----------	---



Maniglia doppia esterna/interna - Tcrom® / Nero opaco / Bianco opaco  
Double internal/external handle - Tcrom® / matt Black / matt White

Codice Code	N° pezzi N° pieces
----------------	-----------------------

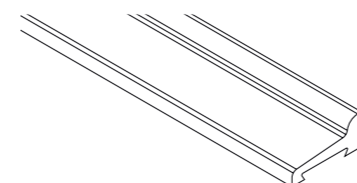
37R019380	1
-----------	---



Maniglia esterna + pomolo interno - Tcrom® / Nero opaco / Bianco opaco  
External handle + internal knob - Tcrom® / matt Black / matt White

Codice Code	N° pezzi N° pieces
----------------	-----------------------

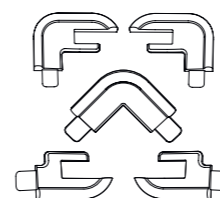
37R019381	1
-----------	---



Profilo tenuta a terra per FO-T38 - Tcrom® / Nero opaco / Bianco opaco  
Lower anti-leakage profile for FO-T38 - Tcrom® / matt Black / matt White

Codice Code	N° pezzi N° pieces
----------------	-----------------------

37R019133	1
-----------	---



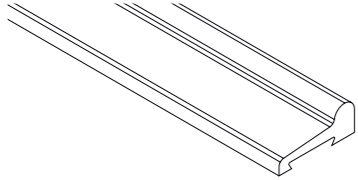
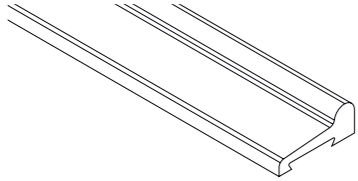
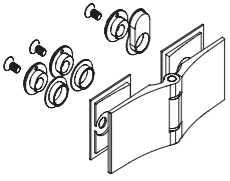

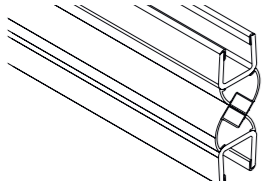
Raccordi per vetro spessore 6 mm - Tcrom® / Nero opaco / Bianco opaco  
Connection parts for glass 6 mm - Tcrom® / matt Black / matt White

Codice Code	N° pezzi N° pieces
----------------	-----------------------

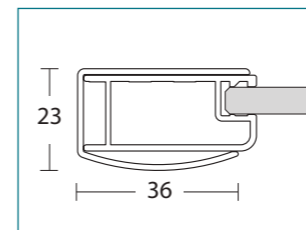
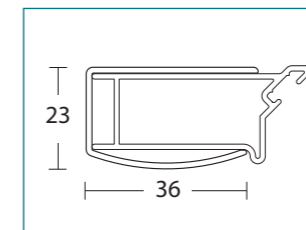
37R019134	1
-----------	---

## Font

Ricambi  
Spare parts

	<p>Profilo barriera acqua per FO-PBA L 67 - Tcrom® / Nero opaco / Bianco opaco <i>Anti-leakage profile for FO-PBA L 67 - Tcrom® / matt Black / matt White</i></p> <table border="1"> <thead> <tr> <th>Codice Code</th> <th>N° pezzi N° pieces</th> </tr> </thead> <tbody> <tr> <td>37R019136</td> <td>1</td> </tr> </tbody> </table>	Codice Code	N° pezzi N° pieces	37R019136	1
Codice Code	N° pezzi N° pieces				
37R019136	1				
	<p>Profilo barriera acqua per FO-ABA L 62,5 - Tcrom® / Nero opaco / Bianco opaco <i>Anti-leakage profile for FO-ABA L 62,5 - Tcrom® / matt Black / matt White</i></p> <table border="1"> <thead> <tr> <th>Codice Code</th> <th>N° pezzi N° pieces</th> </tr> </thead> <tbody> <tr> <td>37R019137</td> <td>1</td> </tr> </tbody> </table>	Codice Code	N° pezzi N° pieces	37R019137	1
Codice Code	N° pezzi N° pieces				
37R019137	1				
	<p>Cerniera reversibile - Tcrom® / Nero opaco / Bianco opaco <i>Reversible hinge - Tcrom® / matt Black / matt White</i></p> <table border="1"> <thead> <tr> <th>Codice Code</th> <th>N° pezzi N° pieces</th> </tr> </thead> <tbody> <tr> <td>37R019177</td> <td>1</td> </tr> </tbody> </table>	Codice Code	N° pezzi N° pieces	37R019177	1
Codice Code	N° pezzi N° pieces				
37R019177	1				
	<p>Coppia di magneti bipolari 90° L 190 <i>2 x Bipolar magnet 90° L 190</i></p> <table border="1"> <thead> <tr> <th>Codice Code</th> <th>N° pezzi N° pieces</th> </tr> </thead> <tbody> <tr> <td>37R019328</td> <td>1</td> </tr> </tbody> </table>	Codice Code	N° pezzi N° pieces	37R019328	1
Codice Code	N° pezzi N° pieces				
37R019328	1				
	<p>Coppia di magneti bipolari 45° L 190 <i>2 x Bipolar magnet 45° L 190</i></p> <table border="1"> <thead> <tr> <th>Codice Code</th> <th>N° pezzi N° pieces</th> </tr> </thead> <tbody> <tr> <td>37R019332</td> <td>1</td> </tr> </tbody> </table>	Codice Code	N° pezzi N° pieces	37R019332	1
Codice Code	N° pezzi N° pieces				
37R019332	1				

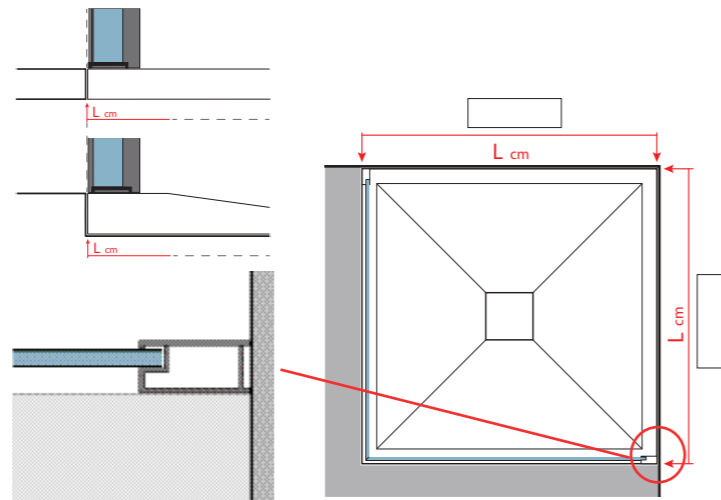
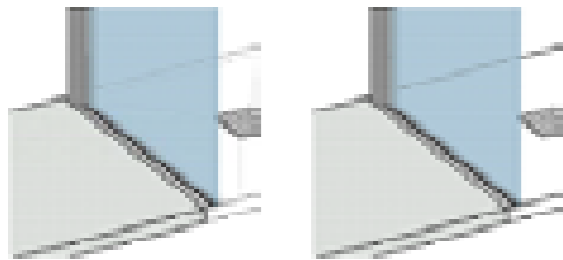
## Font

Accessori  
AccessoriesArt. **36A010004**trattamento NEVERDROP®  
*treatment NEVERDROP®*Art. **36B010010**sigillante cristallino SPARTAN®  
*sealant SPARTAN®*Profili  
Profilesper/for **FO: PBA - ABA - F - T55 - T38**profilo a muro 159 + schienale 263  
*wall profile 159 + vertical profile 263*per/for **FO: PBA**profilo a muro 159 + chiusura con magnete 888  
*wall profile 159 + magnetic closing 888*

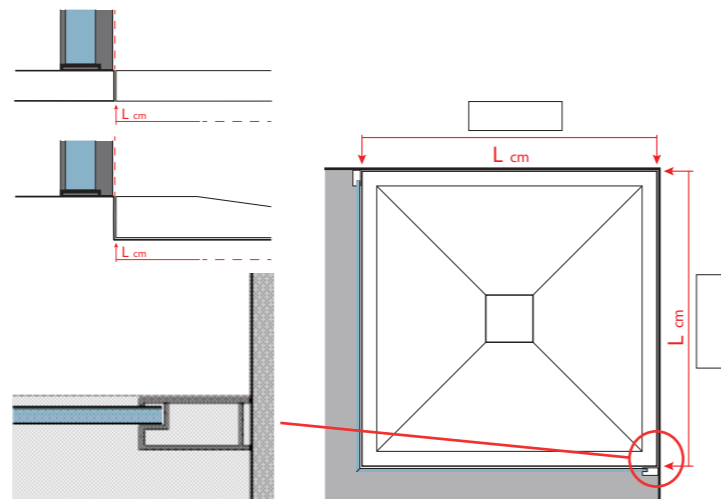
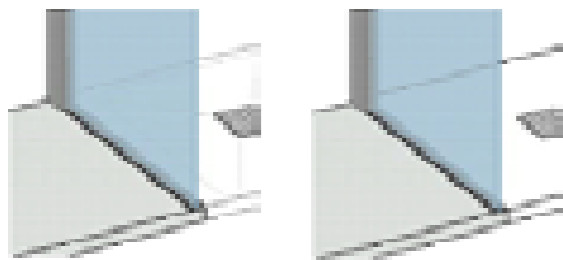
# Font

Installazione a pavimento o con piatto doccia incassato a filo pavimento  
 Floor installation or with built-in shower tray flush with the floor

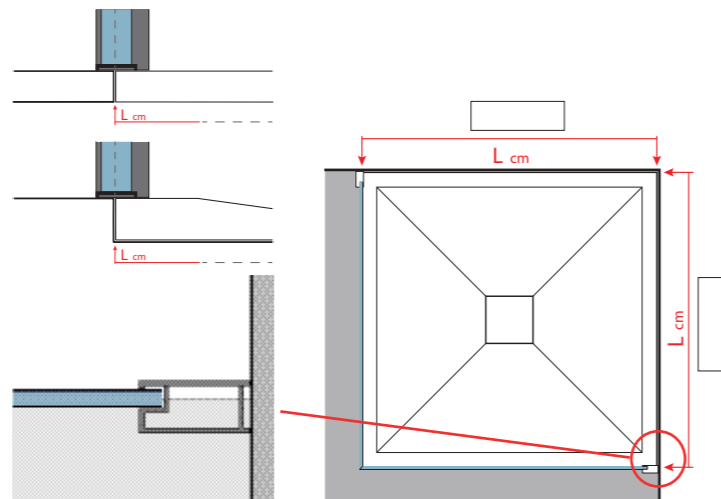
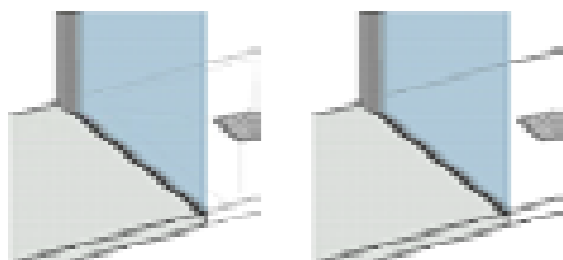
## A1 PROFILO ALL'INTERNO DELLO SPAZIO DOCCIA PROFILE INSIDE THE SHOWER AREA



## A2 PROFILO ALL'ESTERNO DELLO SPAZIO DOCCIA PROFILE OUTSIDE THE SHOWER AREA



## A3 FUGA A MEZZERIA DEL VETRO GLASS OVER THE TILEGROUT



**IMPORTANTE !** In fase d'ordine, se necessario, specificare la tipologia di installazione speciale scelta tra quelle qui rappresentate, es. A1, A2, A3.  
 Prima dell'ordine effettuare il corretto rilievo misure e verificare la perfetta verticalità delle pareti e planarità del piatto doccia o del pavimento.  
 Vedi la sezione "Come si rilevano le misure" a pagina 24.

**IMPORTANT !** When ordering, specify the type of installation i.e.: A1, A2, A3.  
 Before sending the order, take the measurements and check the good levels of walls and tray/floor.  
 See "How to take measurements" section page 24.

TDA  
 FRAGILE

con telaio	<b>OT</b> Ottavio
	<b>DM</b> Dado Maxi
	<b>DN</b> Dino
	<b>SD</b> Spado
	<b>CO</b> Comfort





giunto per angolo con fissaggio a 45°  
fermo dell'anta con fine corsa e tappi di chiusura profili

*corner connection with 45° fixing and central element  
adjustable shock absorber*





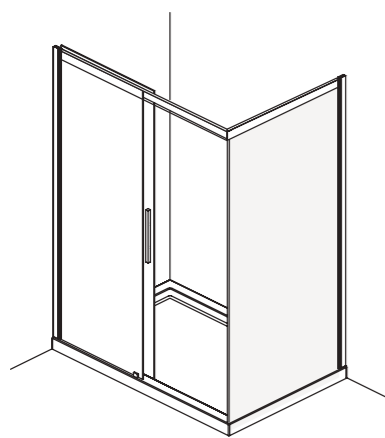


profilo di tenuta acqua  
sistema di sgancio anta facilitato

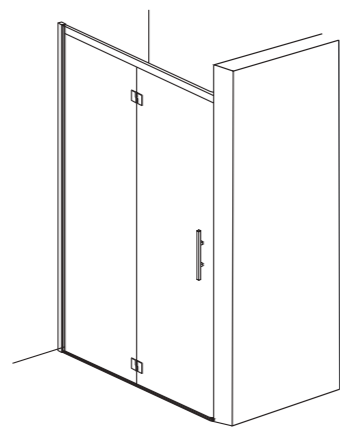


*anti-leakage profile*  
*floor rail with quick unlock system*





apertura scorrevole  
sliding door



apertura battente  
hinged door





### CARATTERISTICHE FEATURES

- H cm 200** ALTEZZA PARETI DOCCIA  
SHOWER DOOR HEIGHT
- 8 mm** SPESSORE LASTRA  
GLASS DEPTH
- REV** NON REVERSIBILE  
NON-REVERSIBLE

### INFO TECNICHE TECHNICAL INFORMATION

- REGOLAZIONE FUORI SQUADRO**  
OFF-SQUARE REGULATION
- EST cm** ESTENSIBILITÀ 2/4  
EXSTENSIBILITY 2/4
- SGANCIO RAPIDO**  
QUICK-RELEASE
- CHIUSURA MAGNETICA**  
MAGNETIC CLOSURE
- PROFILO MAGNETICO**  
MAGNETIC PROFILE
- PROFILO TENUTA ACQUA**  
SEAL WATER PROFILE
- MANIGLIE ESTERNA / INTERNA**  
EXTERNAL / INTERNAL HANDLES
- NEVERDROP®**  
NEVERDROP® TREATMENT
- MISURE SPECIALI**  
SPECIAL SIZES

### Finiture profili

#### COLORE



Colori/  
Tcrom®  
Nero/Bianco  
Totale


### Profiles finishing

#### ABITAT



27 Tcrom®  
21 Tinox®  
22 Tbronz®

#### VOGUE



61 Orosatinato  
62 Ororosa  
63 Cromonero  
Colori Totale

### Vetri



30 Trasparente  
29 Fumè  
31 Extrachiaro  
12 Reflex

### Glasses

### Decografia

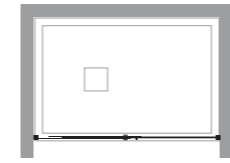


0G Trasparente Galeotto nero  
0H Trasparente Galeotto bianco  
1G Fumè Galeotto nero  
1H Fumè Galeotto Bianco  
3G Extrachiaro Galeotto nero  
3H Extrachiaro Galeotto bianco

### Decoprinting


### in nicchia

OT-PSC

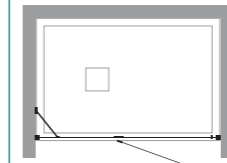


### niche

OT-PSC2

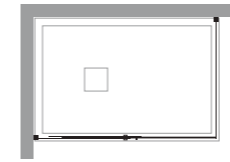


OT-PBA



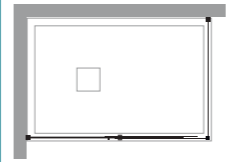
### ad angolo

OT-PSCF+OT-F

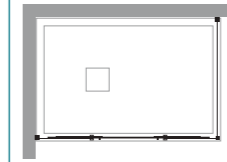


### corner

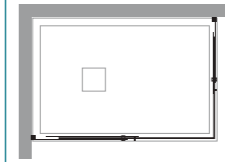
OT-PSC+OT-FA



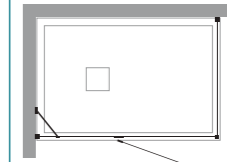
OT-PSC2 + OT-FA



2xOT-ASC

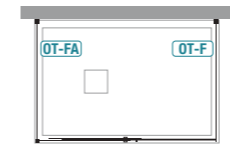


OT-PBAF+OT-FB

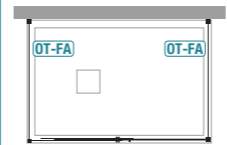


### a tre lati

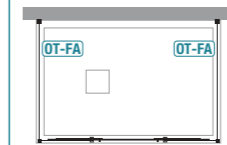
OT-PSCF+OT-F+OT-FA



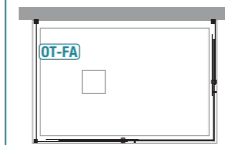
OT-PSC+2xOT-FA



OT-PSC2+2xOT-FA



2xOT-ASC+OT-FA



### importante


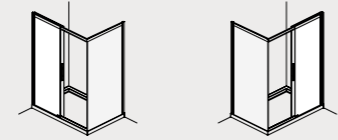
per installazioni a tre lati richiedere fattibilità all'ufficio tecnico TDA. Alcune configurazioni necessitano di elementi aggiuntivi

contact TDA technical office for three side installation. Some configurations require additional elements


### important

ordini per pareti doccia speciali inoltrati senza relativo disegno **NON** vengono prodotti

orders for special shower walls forwarded without related design are **NOT** produced



incluso included



disponibile available



## installazioni

ad angolo corner  
OT-PSCF+OT-F

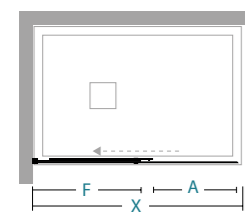


## installations

a tre lati three sides  
OT-PSCF+OT-F+OT-FA



## informazioni



apertura scorrevole  
sliding door

## informations

	X	A	F															
98-100	41	47																
118-120	51	57																
128-130	56	62																
138-140	61	67																
148-150	66	72																
158-160	71	77																

X lunghezza parete doccia\ shower wall length  
A spazio d'entrata\ entrance space  
F lunghezza lato fisso\ fixed side length

## Misure standard

Codice SX LH Code	Codice DX RH Code	estensibilità extension	Finiture profili Profiles finishing	30	29	12	31
04P210100	04P200100	98-100	colore	---	---	---	---
			abitat	---	---	---	---
			vogue	---	---	---	---
04P210120	04P200120	118-120	colore	---	---	---	---
			abitat	---	---	---	---
			vogue	---	---	---	---
04P210130	04P200130	128-130	colore	---	---	---	---
			abitat	---	---	---	---
			vogue	---	---	---	---
04P210140	04P200140	138-140	colore	---	---	---	---
			abitat	---	---	---	---
			vogue	---	---	---	---
04P210150	04P200150	148-150	colore	---	---	---	---
			abitat	---	---	---	---
			vogue	---	---	---	---
04P210160	04P200160	158-160	colore	---	---	---	---
			abitat	---	---	---	---
			vogue	---	---	---	---

## Misure speciali L / H

Codice SX LH Code	Codice DX RH Code	su misura bespoke	Finiture profili Profiles finishing	30	29	12	31
04P219001	04P209001	60 < L < 100	colore	---	---	---	---
			abitat	---	---	---	---
			vogue	---	---	---	---
04P219001	04P209001	101 < L < 120	colore	---	---	---	---
			abitat	---	---	---	---
			vogue	---	---	---	---
04P219001	04P209001	121 < L < 140	colore	---	---	---	---
			abitat	---	---	---	---
			vogue	---	---	---	---
04P219001	04P209001	141 < L < 160	colore	---	---	---	---
			abitat	---	---	---	---
			vogue	---	---	---	---
04P219001	04P209001	161 < L < 180	colore	---	---	---	---
			abitat	---	---	---	---
			vogue	---	---	---	---

## attenzione

Galeotto - decografia per:  
Misure standard, vetro fisso F

Galeotto - decoprinting for:  
Standard sizes, fixed glass F

## warning

il prezzo della H speciale va  
trovato nella tabella Misure  
speciali L / H in base alla L  
della parete doccia

special price for H is to be  
found in Special sizes L / H  
as per L needed size

## Misure speciali Special size

H	max	210 cm
L	min	60 cm
L	max	180 cm

## supplementi

Galeotto - decografia  
Galeotto - decoprinting

	€	€
per codice for code	71	---

Sigillante SPARTAN®  
Sealant SPARTAN®



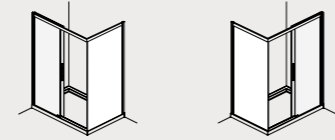
05	06	10	11	12	16	29	30	31	32	34
acrilico satin	atelier	frozen	flack	reflex	satinato	fumè	trasparente	extrachiario	cincillà	stampato c

ricambi-Neverdrop-Spartan  
Spare parts 558

schede rilievo misure  
measurement form 550

schede installazione  
installation form 560

profili speciali  
special profiles 565



Misure standard			Standard sizes				
Codice SX LH Code	Codice DX RH Code	estensibilità extension	Finiture profili Profiles finishing	30	29	12	31
04F110070	04F100070	68-70	colore	---	---	---	---
			abitat	---	---	---	---
			vogue	---	---	---	---
04F110075	04F100075	73-75	colore	---	---	---	---
			abitat	---	---	---	---
			vogue	---	---	---	---
04F110080	04F100080	78-80	colore	---	---	---	---
			abitat	---	---	---	---
			vogue	---	---	---	---
04F110085	04F100085	83-85	colore	---	---	---	---
			abitat	---	---	---	---
			vogue	---	---	---	---
04F110090	04F100090	88-90	colore	---	---	---	---
			abitat	---	---	---	---
			vogue	---	---	---	---
04F110100	04F100100	98-100	colore	---	---	---	---
			abitat	---	---	---	---
			vogue	---	---	---	---

Misure speciali L / H			Special sizes L / H				
Codice SX LH Code	Codice DX RH Code	su misura bespoke	Finiture profili Profiles finishing	30	29	12	31
04F119001	04F109001	20 < L < 40	colore	---	---	---	---
			abitat	---	---	---	---
			vogue	---	---	---	---
04F119001	04F109001	41 < L < 60	colore	---	---	---	---
			abitat	---	---	---	---
			vogue	---	---	---	---
04F119001	04F109001	61 < L < 80	colore	---	---	---	---
			abitat	---	---	---	---
			vogue	---	---	---	---
04F119001	04F109001	81 < L < 100	colore	---	---	---	---
			abitat	---	---	---	---
			vogue	---	---	---	---
04F119001	04F109001	101 < L < 120	colore	---	---	---	---
			abitat	---	---	---	---
			vogue	---	---	---	---


### installazioni

ad angolo corner  
OT-F+OT-PSCF



### installations

### informazioni



### informations

Y										
68-70									1	31
73-75									1	33
78-80									1	35
83-85									1	37
88-90									1	39
98-100									1	43

Y lunghezza parete doccia \ shower wall length

### attenzione

Galeotto - decografia per:  
Misure standard

Galeotto - decoprinting for:  
Standard sizes

### warning


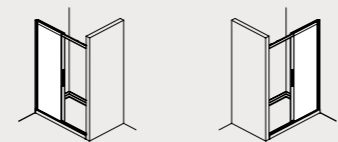
specificare se montato a  
pavimento (vedi ... pag. ...)

specify any floor installation  
(see ... page ...)

il prezzo della H speciale va  
trovato nella tabella **Misure  
speciali L / H** in base alla L  
della parete doccia

special price for H is to be  
found in **Special sizes L / H**  
as per L needed size

Misure speciali Special size										ricambi-Neverdrop-Spartan Spare parts	558
H max	210 cm									schede rilievo misure measurement form	550
L min	20 cm									schede installazione installation form	560
L max	120 cm									profili speciali special profiles	565
supplementi		supplements									
Galeotto - decografia Galeotto - decoprinting		Sigillante SPARTAN® Sealant SPARTAN®									
per codice for code		€ 36		36B010010		€ ---					



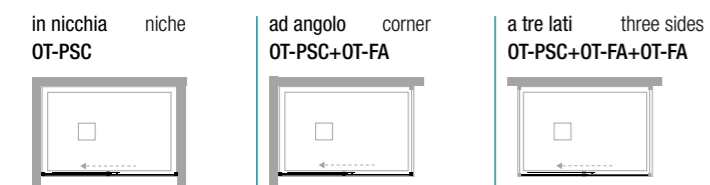
### Misure standard

Codice SX LH Code	Codice DX RH Code	estensibilità extension	Finiture profili Profiles finishing	30	29	12	31
04P110100	04P100100	96-100	colore abiat vogué	---	---	---	---
04P110110	04P100110	106-110	colore abiat vogué	---	---	---	---
04P110120	04P100120	116-120	colore abiat vogué	---	---	---	---
04P110130	04P100130	126-130	colore abiat vogué	---	---	---	---
04P110140	04P100140	136-140	colore abiat vogué	---	---	---	---
04P110150	04P100150	146-150	colore abiat vogué	---	---	---	---
04P110160	04P100160	156-160	colore abiat vogué	---	---	---	---
04P110170	04P100170	166-170	colore abiat vogué	---	---	---	---
04P110180	04P100180	176-180	colore abiat vogué	---	---	---	---

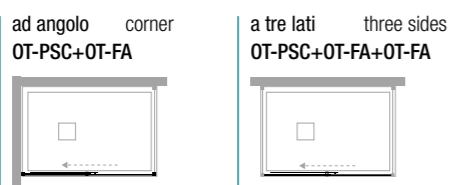
### Misure speciali L / H

Codice SX LH Code	Codice DX RH Code	su misura bespoke	Finiture profili Profiles finishing	30	29	12	31
04P119001	04P109001	80 < L < 100	colore abiat vogué	---	---	---	---
04P119001	04P109001	101 < L < 120	colore abiat vogué	---	---	---	---
04P119001	04P109001	121 < L < 140	colore abiat vogué	---	---	---	---
04P119001	04P109001	141 < L < 160	colore abiat vogué	---	---	---	---
04P119001	04P109001	161 < L < 180	colore abiat vogué	---	---	---	---

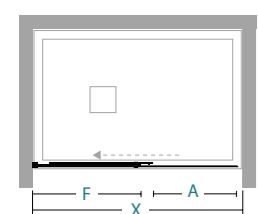
### installazioni



### installations



### informazioni



apertura scorrevole  
sliding door

### informations

	X	A	F						
96-100	39,5	45,5						2	46
106-110	44,5	50,5						2	50
116-120	49,5	55,5						2	54
126-130	54,5	60,5						2	58
136-140	59,5	65,5						2	62
146-150	64,5	70,5						2	66
156-160	69,5	75,5						2	70
166-170	69,5	85,5						2	74
176-180	69,5	95,5						2	78

X lunghezza parete doccia\ shower wall length  
A spazio d'entrata\ entrance space  
F lunghezza lato fisso\ fixed side length

### attenzione

Galeotto - decografia per:  
Misure standard, vetro fisso F

Galeotto - decoprinting for:  
Standard sizes, fixed glass F

### warning

il prezzo della H speciale va  
trovato nella tabella Misure  
speciali L / H in base alla L  
della parete doccia

special price for H is to be  
found in Special sizes L / H  
as per L needed size

### Misure speciali Special size

H	max	210 cm
L	min	80 cm
L	max	180 cm

### supplementi

Galeotto - decografia  
Galeotto - decoprinting

Sigillante SPARTAN®  
Sealant SPARTAN®

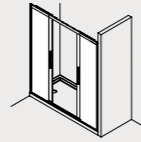
	€	€
per codice for code	71	36B010010

### supplements


	€	€
per codice for code	---	---

### ricambi-Neversdrop-Spartan Spare parts

schede rilievo misure measurement form	550
schede installazione installation form	560
profili speciali special profiles	565



incluso included

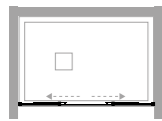


disponibile available



## installazioni

in nicchia niche  
OT-PSC2

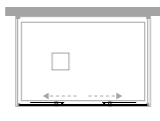


## installations

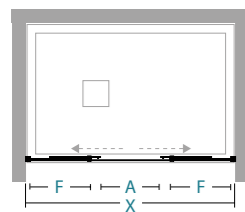
ad angolo corner  
OT-PSC2+OT-FA



a tre lati three sides  
OT-PSC2+2xOT-FA



## informazioni



apertura scorrevole  
sliding door

## informations

	X	A	F							
136-140	55	33,5							2	63
146-150	60	36							2	67
156-160	65	38,5							2	71
166-170	70	41							2	75
176-180	75	43,5							2	79

X lunghezza parete doccia\ shower wall length  
A spazio d'entrata\ entrance space  
F1 / F2 lunghezza lato fisso\ fixed side length

## Misure standard

Codice Code	estensibilità extension	Finiture profili Profiles finishing	30	29	12	31
04P120140	136-140	colore	---	---	---	---
		abitat	---	---	---	---
		vogue	---	---	---	---
04P120150	146-150	colore	---	---	---	---
		abitat	---	---	---	---
		vogue	---	---	---	---
04P120160	156-160	colore	---	---	---	---
		abitat	---	---	---	---
		vogue	---	---	---	---
04P120170	166-170	colore	---	---	---	---
		abitat	---	---	---	---
		vogue	---	---	---	---
04P120180	176-180	colore	---	---	---	---
		abitat	---	---	---	---
		vogue	---	---	---	---

## Misure speciali L / H

Codice Code	su misura bespoke	Finiture profili Profiles finishing	30	29	12	31
04P129001	120 < L < 140	colore	---	---	---	---
		abitat	---	---	---	---
		vogue	---	---	---	---
04P129001	141 < L < 160	colore	---	---	---	---
		abitat	---	---	---	---
		vogue	---	---	---	---
04P129001	161 < L < 180	colore	---	---	---	---
		abitat	---	---	---	---
		vogue	---	---	---	---

## attenzione

Galeotto - decografia per:  
Misure standard, vetro fisso F

Galeotto - decoprinting for:  
Standard sizes, fixed glass F

## warning

il prezzo della H speciale va trovato nella tabella Misure speciali L / H in base alla L della parete doccia

special price for H is to be found in Special sizes L / H as per L needed size

Misure speciali  
Special size

H max 210 cm  
L min 120 cm  
L max 180 cm

## supplementi

Galeotto - decografia  
Galeotto - decoprinting

Sigillante SPARTAN®  
Sealant SPARTAN®

€ 142 per codice  
36B010010 for code

## supplements

ricambi-Neverdrop-Spartan  
Spare parts 558


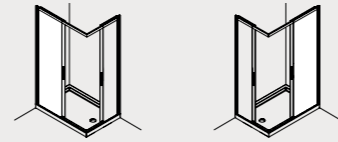
schede rilievo misure  
measurement form 550

schede installazione  
installation form 560

profili speciali  
special profiles 565

05 acrilico satin 06 atelier 10 frozen 11 flack 12 reflex 16 satinato 29 fumé 30 trasparente 31 extrachiario 32 cincillà 34 stampato c





incluso included



disponibile available

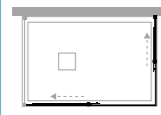


## installazioni installations

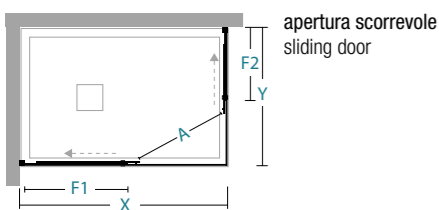
ad angolo corner  
OT-ASC+OT-ASC



a tre lati three sides  
2xOT-ASC+OT-FA



## informazioni informations



X / Y lunghezza parete doccia \ shower wall length  
A spazio d'entrata \ entrance space  
F1 / F2 lunghezza lato fisso \ fixed side length

X/Y	68-70	73-75	78-80	88-90	98-100	118-120	F1/F2		
68-70	A=36,5						32	1	25
73-75	A=38,5	A=40					34,5	1	26
78-80	A=40	A=42	A=43,5				37	2	30
88-90	A=44	A=45,5	A=47	A=50,5			41	2	33
98-100	A=47	A=49	A=50	A=53,5	A=56		47	2	37
118-120	A=56	A=57	A=58,5	A=61	A=63,5	A=70	57	2	45

## Misure standard Standard sizes

Codice SX LH Code	Codice DX RH Code	estensibilità extension	Finiture profili Profiles finishing	30	29	12	31
04A110070	04A100070	68-70	colore	---	---	---	---
			abitat	---	---	---	---
			vogue	---	---	---	---
04A110075	04A100075	73-75	colore	---	---	---	---
			abitat	---	---	---	---
			vogue	---	---	---	---
04A110080	04A100080	78-80	colore	---	---	---	---
			abitat	---	---	---	---
			vogue	---	---	---	---
04A110090	04A100090	88-90	colore	---	---	---	---
			abitat	---	---	---	---
			vogue	---	---	---	---
04A110100	04A100100	98-100	colore	---	---	---	---
			abitat	---	---	---	---
			vogue	---	---	---	---
04A110120	04A100120	118-120	colore	---	---	---	---
			abitat	---	---	---	---
			vogue	---	---	---	---

## Misure speciali L / H Special sizes L / H

Codice SX LH Code	Codice DX RH Code	su misura bespoke	Finiture profili Profiles finishing	30	29	12	31
04A119001	04A109001	60 < L < 80	colore	---	---	---	---
			abitat	---	---	---	---
			vogue	---	---	---	---
04A119001	04A109001	81 < L < 100	colore	---	---	---	---
			abitat	---	---	---	---
			vogue	---	---	---	---
04A119001	04A109001	101 < L < 120	colore	---	---	---	---
			abitat	---	---	---	---
			vogue	---	---	---	---
04A119001	04A109001	121 < L < 140	colore	---	---	---	---
			abitat	---	---	---	---
			vogue	---	---	---	---

## attenzione warning

Galeotto - decografia per:  
Misure standard, vetro fisso F

il prezzo della H speciale va  
trovato nella tabella Misure  
speciali L / H in base alla L  
della parete doccia

Galeotto - decoprinting for:  
Standard sizes, fixed glass F

special price for H is to be  
found in Special sizes L / H  
as per L needed size

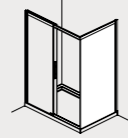
Misure speciali Special size	€	€	ricambi-Neverdrop-Spartan Spare parts
H max 210 cm	71	---	558
L min 60 cm	36B010010	---	550
L max 140 cm	---	---	560
			565

## supplementi supplements

Galeotto - decografia Galeotto - decoprinting	Sigillante SPARTAN® Sealant SPARTAN®	€	€
		71	---

per codice for code

05	06	10	11	12	16	29	30	31	32	34
acrilico satin	atelier	frozen	flack	reflex	satinato	fumè	trasparente	extrachiario	cincillà	stampato c



incluso

included



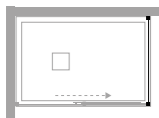
disponibile

available



## installazioni

ad angolo corner  
OT-FA+OT-PSC



## installations

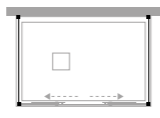
a tre lati three sides  
OT-FA+2xOT-ASC



a tre lati three sides  
2xOT-FA+OT-PSC




a tre lati three sides  
2xOT-FA+OT-PSC2



a tre lati three sides  
OT-FA+OT-PSCF+OT-F



## informazioni



## informations

Y									
68-70								1	31
73-75								1	33
78-80								1	35
83-85								1	37
88-90								1	39
98-100								1	43

Y lunghezza parete doccia \ shower wall length

## Misure standard

Codice Code	estensibilità extension	Finiture profili Profiles finishing	30	29	12	31
04F120070	68-70	colore	---	---	---	---
		abitat	---	---	---	---
		vogue	---	---	---	---
04F120075	73-75	colore	---	---	---	---
		abitat	---	---	---	---
		vogue	---	---	---	---
04F120080	78-80	colore	---	---	---	---
		abitat	---	---	---	---
		vogue	---	---	---	---
04F120085	83-85	colore	---	---	---	---
		abitat	---	---	---	---
		vogue	---	---	---	---
04F120090	88-90	colore	---	---	---	---
		abitat	---	---	---	---
		vogue	---	---	---	---
04F120100	98-100	colore	---	---	---	---
		abitat	---	---	---	---
		vogue	---	---	---	---

## Misure speciali L / H

Codice Code	su misura bespoke	Finiture profili Profiles finishing	30	29	12	31
04F129001	20 < L < 40	colore	---	---	---	---
		abitat	---	---	---	---
		vogue	---	---	---	---
04F129001	41 < L < 60	colore	---	---	---	---
		abitat	---	---	---	---
		vogue	---	---	---	---
04F129001	61 < L < 80	colore	---	---	---	---
		abitat	---	---	---	---
		vogue	---	---	---	---
04F129001	81 < L < 100	colore	---	---	---	---
		abitat	---	---	---	---
		vogue	---	---	---	---
04F129001	101 < L < 120	colore	---	---	---	---
		abitat	---	---	---	---
		vogue	---	---	---	---

## attenzione

Galeotto - decografia per:  
Misure standard

Galeotto - decoprinting for:  
Standard sizes

## warning

specificare se montato a  
pavimento (vedi ... pag. ...)

specify any floor installation  
(see ... page ...)

il prezzo della H speciale va  
trovato nella tabella Misure  
speciali L / H in base alla L  
della parete doccia

special price for H is to be  
found in **Special sizes L / H**  
as per L needed size

Misure speciali  
Special size

H max 210 cm  
L min 20 cm  
L max 120 cm

## supplementi

Galeotto - decografia  
Galeotto - decoprinting

Sigillante SPARTAN®  
Sealant SPARTAN®

€ 36 per codice  
for code 36B010010

## supplements


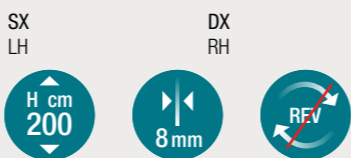
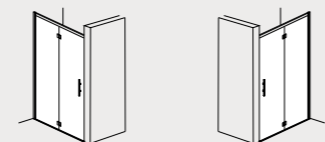
€ ---

ricambi-Neverdrop-Spartan  
Spare parts 558

schede rilievo misure  
measurement form 550

schede installazione  
installation form 560

profili speciali  
special profiles 565



disponibile available

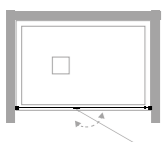


Misure standard			Standard sizes				
Codice SX LH Code	Codice DX RH Code	estensibilità extension	Finiture profili Profiles finishing	30	29	12	31
04P410100	04P400100	96-100	colore	---	---	---	---
			abitat	---	---	---	---
			vogue	---	---	---	---
04P410110	04P400110	106-110	colore	---	---	---	---
			abitat	---	---	---	---
			vogue	---	---	---	---
04P410120	04P400120	116-120	colore	---	---	---	---
			abitat	---	---	---	---
			vogue	---	---	---	---
04P410130	04P400130	126-130	colore	---	---	---	---
			abitat	---	---	---	---
			vogue	---	---	---	---
04P410140	04P400140	136-140	colore	---	---	---	---
			abitat	---	---	---	---
			vogue	---	---	---	---
04P410150	04P400150	146-150	colore	---	---	---	---
			abitat	---	---	---	---
			vogue	---	---	---	---
04P410160	04P400160	156-160	colore	---	---	---	---
			abitat	---	---	---	---
			vogue	---	---	---	---
04P410170	04P400170	166-170	colore	---	---	---	---
			abitat	---	---	---	---
			vogue	---	---	---	---
04P410180	04P400180	176-180	colore	---	---	---	---
			abitat	---	---	---	---
			vogue	---	---	---	---

Misure speciali L / H			Special sizes L / H				
Codice SX LH Code	Codice DX RH Code	su misura bespoke	Finiture profili Profiles finishing	30	29	12	31
04P419001	04P409001	80 < L < 100	colore	---	---	---	---
			abitat	---	---	---	---
			vogue	---	---	---	---
04P419001	04P409001	101 < L < 120	colore	---	---	---	---
			abitat	---	---	---	---
			vogue	---	---	---	---
04P419001	04P409001	121 < L < 140	colore	---	---	---	---
			abitat	---	---	---	---
			vogue	---	---	---	---
04P419001	04P409001	141 < L < 160	colore	---	---	---	---
			abitat	---	---	---	---
			vogue	---	---	---	---
04P419001	04P409001	161 < L < 180	colore	---	---	---	---
			abitat	---	---	---	---
			vogue	---	---	---	---

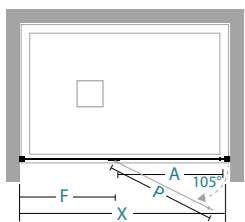
## installazioni

in nicchia niche  
OT-PBA



## installations

## informazioni



apertura battente  
swing door

## informations

X	A	F	P						
96-100	45	45,5	46					1	46
106-110	49	50,5	50					1	50
116-120	55	55,5	56					1	54
126-130	59	60,5	60					2	58
136-140	65	65,5	66					2	62
146-150	69	70,5	70					2	66
156-160	75	75,5	76					2	70
166-170	75	85,5	76					2	74
176-180	75	95,5	76					2	78

X lunghezza parete doccia\ shower wall length  
A spazio d'entrata\ entrance space  
P lunghezza porta\ door length  
F lunghezza lato fisso\ fixed side length

## attenzione

Galeotto - decografia per:  
Misure standard, vetro fisso F

Galeotto - decoprinting for:  
Standard sizes, fixed glass F

## warning

il prezzo della H speciale va trovato nella tabella Misure speciali L / H in base alla L della parete doccia

special price for H is to be found in Special sizes L / H as per L needed size

Misure speciali Special size										ricambi-Neverdrop-Spartan Spare parts	558
H max	210 cm									schede rilievo misure measurement form	550
L min	80 cm									schede installazione installation form	560
L max	180 cm									profili speciali special profiles	565
	€		€								
per codice for code	36	36B010010									

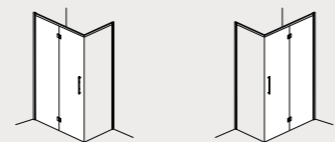
## supplementi

Galeotto - decografia  
Galeotto - decoprinting

Sigillante SPARTAN®  
Sealant SPARTAN®

## supplements

05 acrilico satin    06 atelier    10 frozen    11 flack    12 reflex    16 satinato    29 fumé    30 trasparente    31 extrachiario    32 cincillà    34 stampato c



SX  
LH

DX  
RH



incluso

included



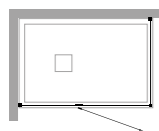
disponibile

available



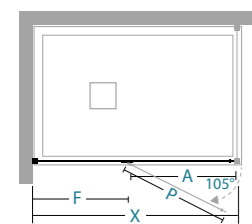
## installazioni

ad angolo corner  
OT-PBAF+OT-FB



## installations

## informazioni



## informations

	X	A	F	P						
98-100	47	47	50						2	46
118-120	57	57	60						2	50
128-130	62	62	65						2	54
138-140	67	67	70						2	58
148-150	72	72	75						2	62
158-160	72	82	75						2	66

Y lunghezza parete doccia\ shower wall length

## Misure standard

## Standard sizes

Codice SX LH Code	Codice DX RH Code	estensibilità extension	Finiture profili Profiles finishing	30	29	12	31
04P470100	04P460100	98-100	colore	---	---	---	---
			abitat	---	---	---	---
			vogue	---	---	---	---
04P470120	04P460120	118-120	colore	---	---	---	---
			abitat	---	---	---	---
			vogue	---	---	---	---
04P470130	04P460130	128-130	colore	---	---	---	---
			abitat	---	---	---	---
			vogue	---	---	---	---
04P470140	04P460140	138-140	colore	---	---	---	---
			abitat	---	---	---	---
			vogue	---	---	---	---
04P470150	04P460150	148-150	colore	---	---	---	---
			abitat	---	---	---	---
			vogue	---	---	---	---
04P470160	04P460160	158-160	colore	---	---	---	---
			abitat	---	---	---	---
			vogue	---	---	---	---

## Misure speciali L / H

## Special sizes L / H

Codice SX LH Code	Codice DX RH Code	su misura bespoke	Finiture profili Profiles finishing	30	29	12	31
04P479001	04P469001	60 < L < 100	colore	---	---	---	---
			abitat	---	---	---	---
			vogue	---	---	---	---
04P479001	04P469001	101 < L < 120	colore	---	---	---	---
			abitat	---	---	---	---
			vogue	---	---	---	---
04P479001	04P469001	121 < L < 140	colore	---	---	---	---
			abitat	---	---	---	---
			vogue	---	---	---	---
04P479001	04P469001	141 < L < 160	colore	---	---	---	---
			abitat	---	---	---	---
			vogue	---	---	---	---
04P479001	04P469001	161 < L < 180	colore	---	---	---	---
			abitat	---	---	---	---
			vogue	---	---	---	---

## attenzione

Galeotto - decografia per:  
Misure standard, vetro fisso F

Galeotto - decoprinting for:  
Standard sizes, fixed glass F

## warning

il prezzo della H speciale va  
trovato nella tabella Misure  
speciali L / H in base alla L  
della parete doccia

special price for H is to be  
found in Special sizes L / H  
as per L needed size

## Misure speciali Special size

H	max	210 cm
L	min	80 cm
L	max	180 cm

## supplementi

Galeotto - decografia  
Galeotto - decoprinting

Sigillante SPARTAN®  
Sealant SPARTAN®

	€	€
per codice for code	36	36B010010

## supplements

---

ricambi-Neverdrop-Spartan  
Spare parts 558

schede rilievo misure  
measurement form 550

schede installazione  
installation form 560

profili speciali  
special profiles 565





SX  
LH

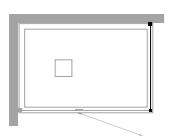


DX  
RH

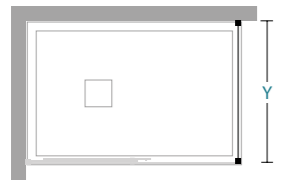
incluso      included

disponibile      available

installazioni  
ad angolo      corner  
OT-FB+OT-PBAF



informazioni



Y lunghezza parete doccia \ shower wall length

installations

informations

Y									
68-70								1	31
73-75								1	33
78-80								1	35
83-85								1	37
88-90								1	39
98-100								1	43

Misure standard			Standard sizes				
Codice SX LH Code	Codice DX RH Code	estensibilità extension	Finiture profili Profiles finishing	30	29	12	31
04F210070	04F200070	68-70	colore	---	---	---	---
			abitat	---	---	---	---
			vogue	---	---	---	---
04F210075	04F200075	73-75	colore	---	---	---	---
			abitat	---	---	---	---
			vogue	---	---	---	---
04F210080	04F200080	78-80	colore	---	---	---	---
			abitat	---	---	---	---
			vogue	---	---	---	---
04F210085	04F200085	83-85	colore	---	---	---	---
			abitat	---	---	---	---
			vogue	---	---	---	---
04F210090	04F200090	88-90	colore	---	---	---	---
			abitat	---	---	---	---
			vogue	---	---	---	---
04F210100	04F200100	98-100	colore	---	---	---	---
			abitat	---	---	---	---
			vogue	---	---	---	---

Misure speciali L / H			Special sizes L / H				
Codice SX LH Code	Codice DX RH Code	su misura bespoke	Finiture profili Profiles finishing	30	29	12	31
04F219001	04F209001	20 < L < 40	colore	---	---	---	---
			abitat	---	---	---	---
			vogue	---	---	---	---
04F219001	04F209001	41 < L < 60	colore	---	---	---	---
			abitat	---	---	---	---
			vogue	---	---	---	---
04F219001	04F209001	61 < L < 80	colore	---	---	---	---
			abitat	---	---	---	---
			vogue	---	---	---	---
04F219001	04F209001	81 < L < 100	colore	---	---	---	---
			abitat	---	---	---	---
			vogue	---	---	---	---
04F219001	04F209001	101 < L < 120	colore	---	---	---	---
			abitat	---	---	---	---
			vogue	---	---	---	---

attenzione

Galeotto - decografia per:  
Misure standard

Galeotto - decoprinting for:  
Standard sizes

warning

specificare se montato a  
pavimento (vedi ... pag. ...)

specify any floor installation  
(see ... page ...)

il prezzo della H speciale va  
trovato nella tabella Misure  
speciali L / H in base alla L  
della parete doccia

special price for H is to be  
found in **Special sizes L / H**  
as per L needed size

Misure speciali Special size									ricambi-Neverdrop-Spartan Spare parts
H max	210 cm								558
L min	20 cm								schede rilievo misure measurement form
L max	120 cm								550
									schede installazione installation form
									560
									profili speciali special profiles
									565

supplementi

Galeotto - decografia  
Galeotto - decoprinting

per codice  
for code

Sigillante SPARTAN®  
Sealant SPARTAN®

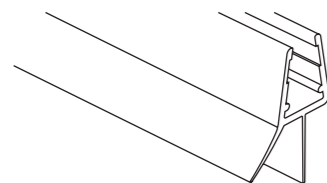
€ 36 36B010010

supplements

€ ---

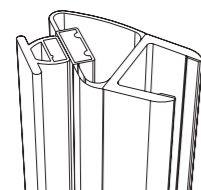
- 05** acrilico satin
- 06** atelier
- 10** frozen
- 11** flack
- 12** reflex
- 16** satinato
- 29** fumé
- 30** trasparente
- 31** extrachiario
- 32** cincillà
- 34** stampato c

## Ottavio

Ricambi  
Spare partsGuarnizione doppia aletta L 100  
*Double fin seal L 100*

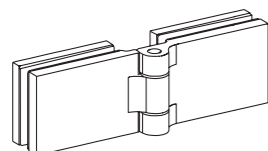
Codice Code	N° pezzi N° pieces
----------------	-----------------------

37R019022	1
-----------	---

Magnete bipolare 45° + magnete piatto L 200  
*Bipolar magnet 45° + flat magnet L 200*

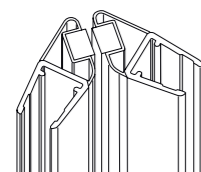
Codice Code	N° pezzi N° pieces
----------------	-----------------------

37R019389	1
-----------	---

Cerniera  
*Hinge*

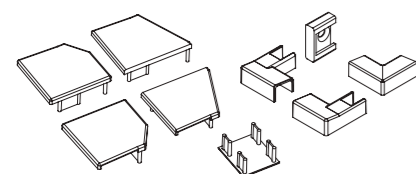
Codice Code	N° pezzi N° pieces
----------------	-----------------------

37R019263	1
-----------	---

Magnete chiusura per OT-ASC L 200  
*Closing magnet for OT-ASC L 200*

Codice Code	N° pezzi N° pieces
----------------	-----------------------

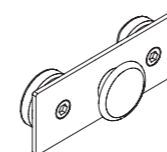
37R019230	2
-----------	---

Tappi di copertura profili a parete - Tcrom® / Nero opaco / Bianco opaco  
*Wall profile cover caps - Tcrom® / matt Black / matt White*

Codice Code	N° pezzi N° pieces
----------------	-----------------------

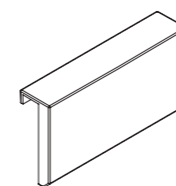
37R019363	1
-----------	---

## Ottavio

Ricambi  
Spare partsCarrelli in acciaio  
*Steel rollers*

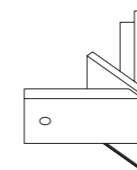
Codice Code	N° pezzi N° pieces
----------------	-----------------------

37R019364	2
-----------	---

Tappi di copertura carrelli - Tcrom® / Nero opaco / Bianco opaco  
*Cover caps for rollers - Tcrom® / matt Black / matt White*

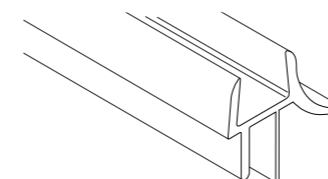
Codice Code	N° pezzi N° pieces
----------------	-----------------------

37R019365	2
-----------	---

Angolare di giunzione - Tcrom® / Nero opaco / Bianco opaco  
*Angular connector - Tcrom® / matt Black / matt White*

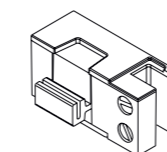
Codice Code	N° pezzi N° pieces
----------------	-----------------------

37R019366	1
-----------	---

Guarnizione inferiore  
*Lower sealing gasket*

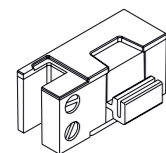
Codice Code	N° pezzi N° pieces
----------------	-----------------------

37R019368	1
-----------	---

Pattino guida inferiore sgancio SX- Tcrom® / Nero opaco / Bianco opaco  
*Lower guiding slider release LH - Tcrom® / matt Black / matt White*

Codice Code	N° pezzi N° pieces
----------------	-----------------------

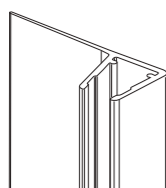
37R019369	1
-----------	---



Pattino guida inferiore sgancio DX- Tcrom® / Nero opaco / Bianco opaco  
*Lower guiding slider release RH - Tcrom® / matt Black / matt White*

Codice Code	N° pezzi N° pieces
----------------	-----------------------


37R019370	1
-----------	---



Guarnizione verticale pinna perpendicolare 1 cm L 200  
*Vertical sealing gasket/perpendicular wing 1 cm L200*

Codice Code	N° pezzi N° pieces
----------------	-----------------------

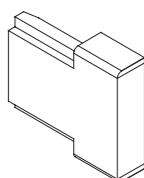
37R019371	1
-----------	---



Guarnizione fermavetro L 100  
*Glass-blocking gasket L100*

Codice Code	N° pezzi N° pieces
----------------	-----------------------

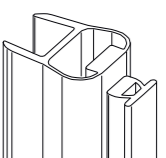
37R019372	1
-----------	---



Finecorsa grigio  
*Grey endblocks*

Codice Code	N° pezzi N° pieces
----------------	-----------------------

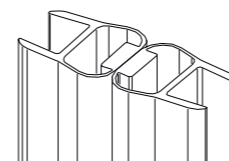
37R019373	2
-----------	---



Magnete bipolare 90° + magnete piatto L 200  
*Bipolar magnet 90° + flat magnet L 200*

Codice Code	N° pezzi N° pieces
----------------	-----------------------

37R019374	1
-----------	---



Coppia di magneti bipolari 90° L 200  
*2 x Bipolar magnet 90° L 200*

Codice Code	N° pezzi N° pieces
----------------	-----------------------

37R019375	1
-----------	---



Maniglia doppia esterna/interna - Tcrom® / Nero opaco / Bianco opaco  
*Double internal/external handle - Tcrom® / matt Black / matt White*

Codice Code	N° pezzi N° pieces
----------------	-----------------------

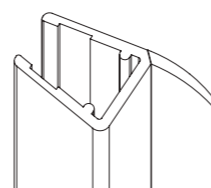
37R019380	1
-----------	---



Maniglia esterna + pomolo interno - Tcrom® / Nero opaco / Bianco opaco  
*External handle + internal knob - Tcrom® / matt Black / matt White*

Codice Code	N° pezzi N° pieces
----------------	-----------------------

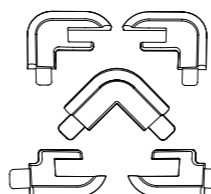
37R019381	1
-----------	---



Guarnizione verticale a pinna parallela L 202  
*Vertical parallel fin sealing L 202*

Codice Code	N° pezzi N° pieces
----------------	-----------------------

37R019382	1
-----------	---



Raccordi per vetro spessore 8 mm - Tcrom® / Nero opaco / Bianco opaco  
*Connection parts for glass 8 mm - Tcrom® / matt Black / matt White*

Codice Code	N° pezzi N° pieces
----------------	-----------------------

37R019383	1
-----------	---

# Ottavio

## Accessori Accessories



Art. **36A010004**

trattamento NEVERDROP®  
treatment NEVERDROP®



Art. **36B010010**

sigillante cristallino SPARTAN®  
sealant SPARTAN®


## Componenti in finitura Finishing components



Art. **36C019001**

maniglia doppia  
interasse 32 cm - colore.02


double handle  
interaxe 32 cm - colore.02



Art. **36C019002**

maniglia con pomolo interno  
interasse 32 cm - colore.02

handle with internal knob  
interaxe 32 cm - colore.02

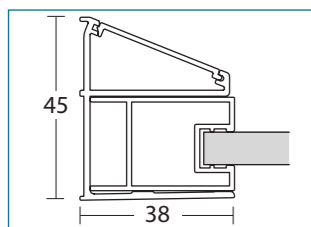


Art. **36C019003**

supporto standard vetro-muro  
L 150 cm - colore.02

glass-wall standard support  
L 150 cm - colore.02

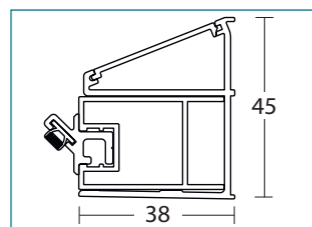
## Profili Profiles



per/for **OT: PSC/PSCF/PSC2/  
ASC/F/FA/PBA/PBAF/FB**

profilo a muro **1501** + schienale  
**1502** + profilo copri viti **1506**

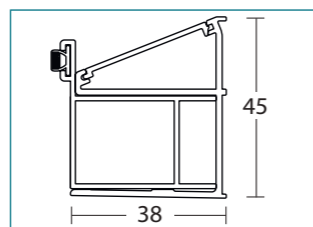
wall profile **1501** + vertical profile  
**1502** + profile cover screws **1506**



per/for **OT-PBA**

profilo a muro **1501** + schienale  
**1502/1570** + copri viti **1506**

wall profile **1501** + vertical profile  
**1502/1570** + cover screws **1506**



per/for **OT-PSC**

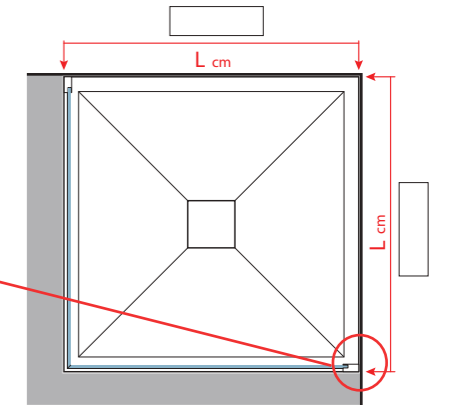
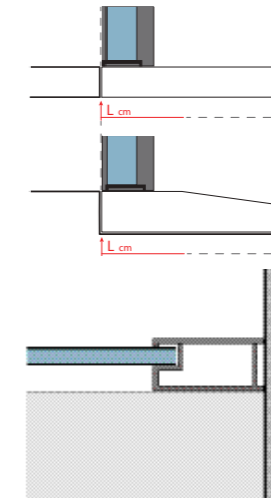
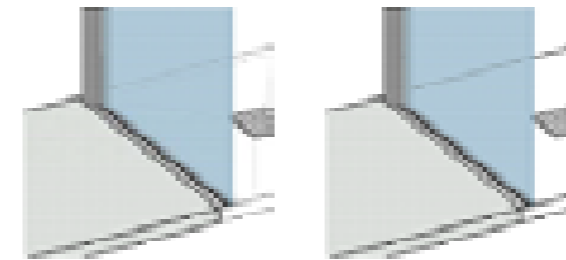
profilo a muro **1501** + schienale  
**1504** + profilo copri viti **1506**

wall profile **1501** + vertical profile  
**1502** + profile cover screws **1506**

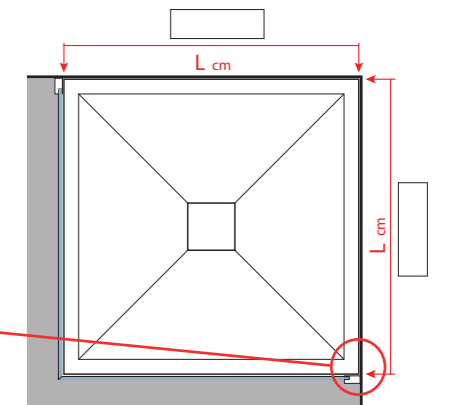
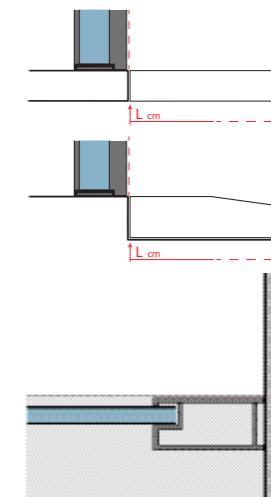
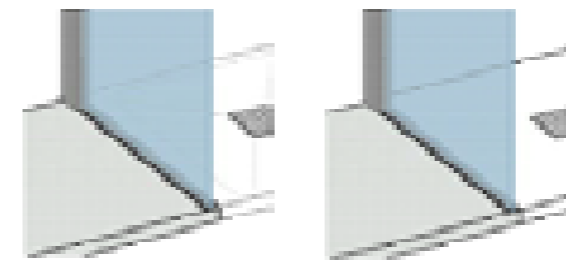
# Ottavio

## Installazione a pavimento o con piatto doccia incassato a filo pavimento Floor installation or with built-in shower tray flush with the floor

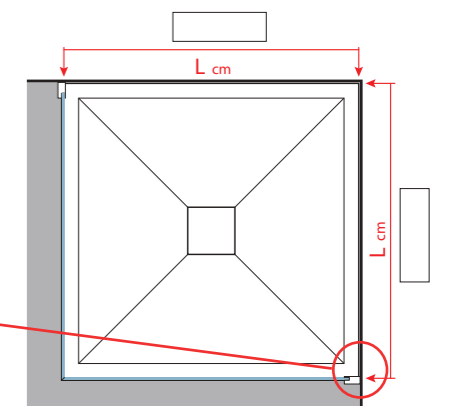
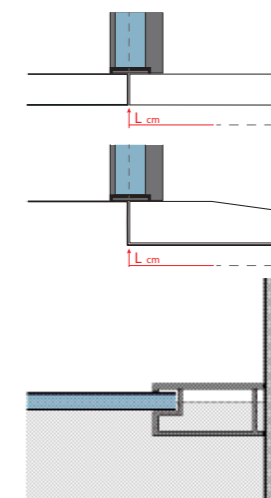
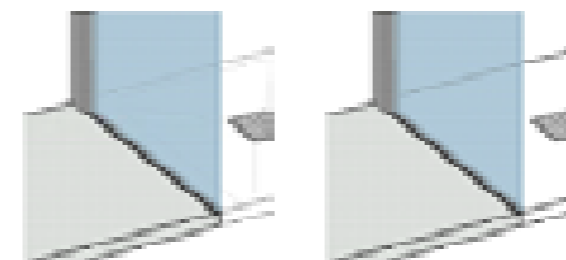
### A1 PROFILO ALL'INTERNO DELLO SPAZIO DOCCIA PROFILE INSIDE THE SHOWER AREA



### A2 PROFILO ALL'ESTERNO DELLO SPAZIO DOCCIA PROFILE OUTSIDE THE SHOWER AREA




### A3 FUGA A MEZZERIA DEL VETRO GLASS OVER THE TILEGROUT



**IMPORTANTE !** In fase d'ordine, se necessario, specificare la tipologia di installazione speciale scelta tra quelle qui rappresentate, es. A1, A2, A3. Prima dell'ordine effettuare il corretto rilievo misure e verificare la perfetta verticalità delle pareti e planarità del piatto doccia o del pavimento. Vedi la sezione "Come si rilevano le misure" a pagina 24.

**IMPORTANT !** When ordering, specify the type of installation i.e.: A1, A2, A3. Before sending the order, take the measurements and check the good levels of walls and tray/floor. See "How to take measurements" section page 24.



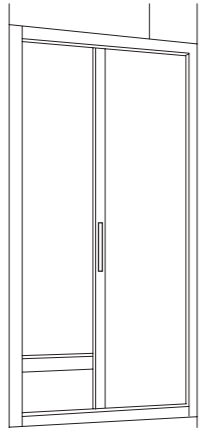




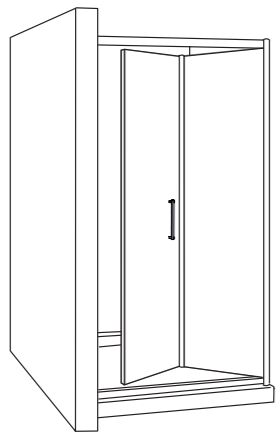


doppia maniglia esterna / interna interasse 32 cm

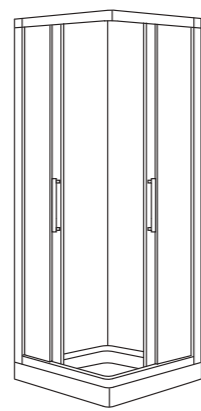
*double handle external / internal interaxe 32 cm*



apertura battente  
hinged door



apertura soffietto  
folding door



apertura scorrevole  
sliding door





profilo di giunzione a 90° del modello FA  
cerniera con apertura 90°

*detail of 45° corner connection  
90° joint profile of the FA model*



sblocco magnetico antipanico per ante modello DM-PSM  
fermo centrale per modello apertura saloon

*safety magnetic unlock system  
central stop for saloon doors*

# Dado Maxi

Telaio - apertura scorrevole / battente / soffietto  
Frame panel - sliding / hinged / folding door



## CARATTERISTICHE FEATURES


- H cm 200** ALTEZZA PARETI DOCCIA  
SHOWER DOOR HEIGHT
- 6mm** SPESSORE LASTRA  
GLASS DEPTH
- REV** REVERSIBILE  
REVERSIBLE

## INFO TECNICHE TECHNICAL INFORMATION

- REGOLAZIONE FUORI SQUADRO**  
OFF-SQUARE REGULATION
- EST cm** ESTENSIBILITÀ 3/6  
EXSTENSIBILITY 3/6
- SGANCIO RAPIDO**  
QUICK-RELEASE
- PROFILO MAGNETICO**  
MAGNETIC PROFILE
- MANIGLIA ESTERNA / POMOLO INTERNO**  
EXTERNAL HANDLE / INTERNAL POMMEL
- MANIGLIE ESTERNA / INTERNA**  
EXTERNAL / INTERNAL HANDLES
- NEVERDROP®** TRATTAMENTO NEVERDROP®  
NEVERDROP® TREATMENT
- MISURE SPECIALI**  
SPECIAL SIZES

### Finiture profili

#### COLORE




20  
RAL 9010

Colori/  
Tcrom®

### Profiles finishing

#### ABITAT




27  
Tcrom®

21  
Tinox®

22  
Tbronz®

#### VOGUE




61  
Orosatinato

62  
Ororosa

63  
Cromonero

Colori  
Totale

### Vetri



30  
Trasparente

29  
Fumè

32  
Cincilla

11  
Flack

### Glasses

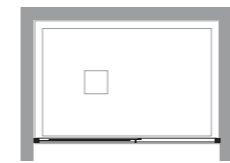
### Decografia

### Decoprinting

## installazioni previste allowed installations

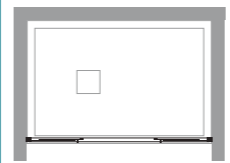
### in nicchia

DM-PSC

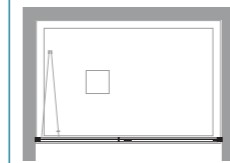


### niche

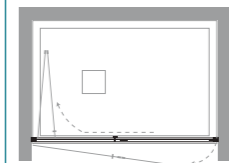
DM-PSC2



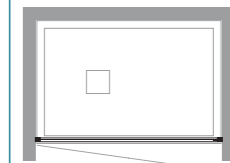
DM-PSO



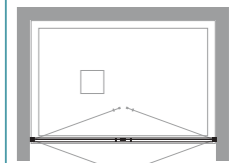
DM-PSM



DM-PGI

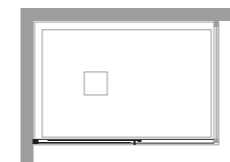


DM-PSA2



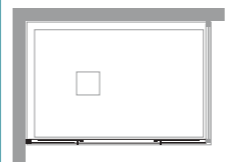
### ad angolo

DM-PSC+DM-F

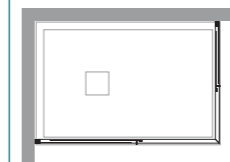


### corner

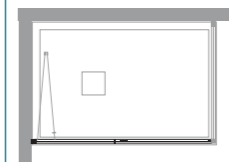
DM-PSC2+DM-F



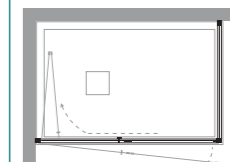
DM-ASC+DM-ASC



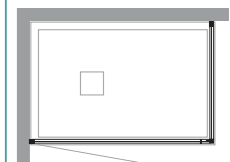
DM-PSO+DM-F



DM-PSM+DM-F

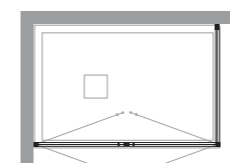


DM-PGI+DM-F



### ad angolo

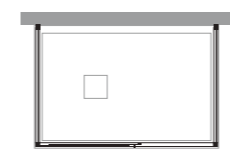
DM-PSA2+DM-F



### corner


### a tre lati

DM-PSC+2xDM-F

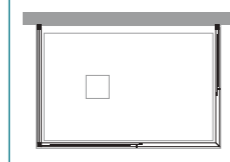


### three sides

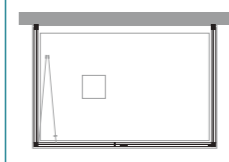
DM-PSC2+2xDM-F



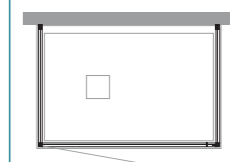
2xDM-ASC+DM-F



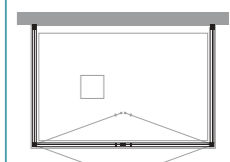
DM-PSO+2xDM-F



DM-PGI+2xDM-F

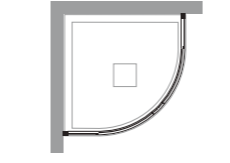


DM-PSA2+2xDM-F



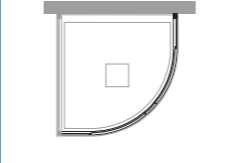
### semicircolari

DM-T55

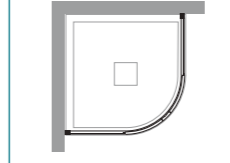


### quadrant

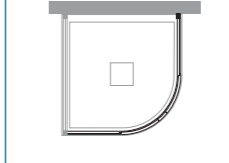
DM-T55+DM-F



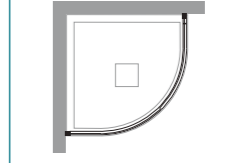
DM-T38/GI38



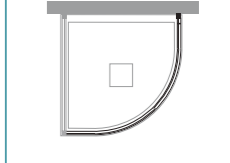
DM-T38/GI38+DM-F



DM-AR55



DM-AR55+DM-F



### importante

per installazioni a tre lati richiedere fattibilità all'ufficio tecnico TDA. Alcune configurazioni necessitano di elementi aggiuntivi

contact TDA technical office for three side installation. Some configurations require additional elements

### important

ordini per pareti doccia speciali inoltrati senza relativo disegno **NON** vengono prodotti

orders for special shower walls forwarded without related design are **NOT** produced


modello **DM-PSM NON** reversibile

model **DM-PSM NON**-reversible

# Dado Maxi

Parete doccia con porta scorrevole  
Sliding door






H cm

200


6 mm


REV


incluso      included



3+3








NEVERDROP

L/H

disponibile      available

3 cm




# DM-PSC

INSTALLAZIONE IN NICCHIA, AD ANGOLO O A TRE LATI  
NICHE, CORNER OR THREE SIDES INSTALLATION

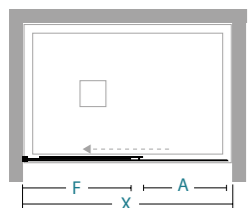
Misure standard		Standard sizes				
Codice Code	estensibilità extension	Finiture profili Profiles finishing	30	29	32	11
11P120100	96-102	colore	---	---	---	---
		abitat	■	---	---	---
		vogue	---	---	---	---
11P120110	106-112	colore	---	---	---	---
		abitat	■	---	---	---
		vogue	---	---	---	---
11P120120	116-122	colore	---	---	---	---
		abitat	■	---	---	---
		vogue	---	---	---	---
11P120130	126-132	colore	---	---	---	---
		abitat	■	---	---	---
		vogue	---	---	---	---
11P120140	136-142	colore	---	---	---	---
		abitat	■	---	---	---
		vogue	---	---	---	---
11P120150	146-152	colore	---	---	---	---
		abitat	■	---	---	---
		vogue	---	---	---	---
11P120160	156-162	colore	---	---	---	---
		abitat	■	---	---	---
		vogue	---	---	---	---
11P120170	166-172	colore	---	---	---	---
		abitat	---	---	---	---
		vogue	---	---	---	---
11P120180	176-182	colore	---	---	---	---
		abitat	---	---	---	---
		vogue	---	---	---	---

Misure speciali L / H		Special sizes L / H				
Codice Code	su misura bespoke	Finiture profili Profiles finishing	30	16	29	32
11P129001	80 < L < 100	colore	---	---	---	---
		abitat	---	---	---	---
		vogue	---	---	---	---
11P129001	101 < L < 120	colore	---	---	---	---
		abitat	---	---	---	---
		vogue	---	---	---	---
11P129001	121 < L < 140	colore	---	---	---	---
		abitat	---	---	---	---
		vogue	---	---	---	---
11P129001	141 < L < 160	colore	---	---	---	---
		abitat	---	---	---	---
		vogue	---	---	---	---
11P129001	161 < L < 180	colore	---	---	---	---
		abitat	---	---	---	---
		vogue	---	---	---	---



installazioni      installations  
in nicchia      niche      ad angolo      corner      a tre lati      three sides  
DM-PSC      DM-PSC+DM-F      DM-PSC+DM-F+DM-F



informazioni      informations



apertura scorrevole  
sliding door

	X	A	F						
96-102	40	43,5						1	37
106-112	45	48,5						1	41
116-122	50	53,5						1	45
126-132	55	58,5						2	49
136-142	60	63,5						2	53
146-152	65	68,5						2	56
156-162	65	78,5						2	59
166-172	65	88,5						2	62
176-182	65	98,5						2	65

X lunghezza parete doccia\ shower wall length  
A spazio d'entrata\ entrance space  
F lunghezza lato fisso\ fixed side length

attenzione      warning

il prezzo della H speciale va trovato nella tabella Misure speciali L / H in base alla L della parete doccia

special price for H is to be found in **Special sizes L / H** as per L needed size

Misure speciali Special size	Disponibilità Availability				ricambi-Neverdrop-Spartan Spare parts
H max 210 cm	■ STOCK				558
L min 80 cm					schede rilievo misure measurement form 550
L max 180 cm					schede installazione installation form 560

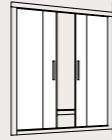
supplementi      supplements

Profilo di compensazione 3 cm Extension profile 3 cm	Sigillante SPARTAN® Sealant SPARTAN®				profili speciali special profiles
€ 35A010200	€ 36B010010				565

05 acrilico satin    06 atelier    10 frozen    11 flack    12 reflex    16 satinato    29 fumé    30 trasparente    31 extrachiario    32 cincillà    34 stampato c

# Dado Maxi

Parete doccia con doppia porta scorrevole  
Double sliding door



incluso

included



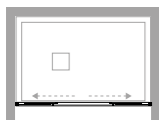
disponibile

available



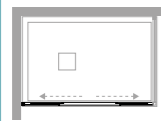
## installazioni

in nicchia niche  
DM-PSC2



## installations

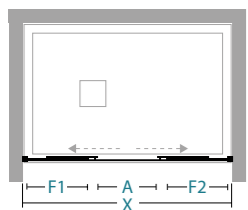
ad angolo corner  
DM-PSC2+DM-F



a tre lati three sides  
DM-PSC2+DM-F+DM-F



## informazioni



apertura scorrevole  
sliding door

## informations

	X	A	F							
106-112	43	25							2	45
116-122	48	27,5							2	47
126-132	53	30							2	50
136-142	58	32,5							2	53
146-152	63	35							2	57
156-162	68	37,5							2	60
166-172	73	40							2	63
176-182	78	42,5							2	67

X lunghezza parete doccia\ shower wall length  
A spazio d'entrata\ entrance space  
F lunghezza lato fisso\ fixed side length

# DM-PSC2

INSTALLAZIONE IN NICCHIA, AD ANGOLO O A TRE LATI  
NICHE, CORNER OR THREE SIDES INSTALLATION

## Misure standard

## Standard sizes

Codice Code	estensibilità extension	Finiture profili Profiles finishing	30	29	32	11
11P130110	106-112	colore	---	---	---	---
		abitat	---	---	---	---
		vogue	---	---	---	---
11P130120	116-122	colore	---	---	---	---
		abitat	---	---	---	---
		vogue	---	---	---	---
11P130130	126-132	colore	---	---	---	---
		abitat	---	---	---	---
		vogue	---	---	---	---
11P130140	136-142	colore	---	---	---	---
		abitat	---	---	---	---
		vogue	---	---	---	---
11P130150	146-152	colore	---	---	---	---
		abitat	---	---	---	---
		vogue	---	---	---	---
11P130160	156-162	colore	---	---	---	---
		abitat	---	---	---	---
		vogue	---	---	---	---
11P130170	166-172	colore	---	---	---	---
		abitat	---	---	---	---
		vogue	---	---	---	---
11P130180	176-182	colore	---	---	---	---
		abitat	---	---	---	---
		vogue	---	---	---	---

## Misure speciali L / H

## Special sizes L / H

Codice Code	su misura bespoke	Finiture profili Profiles finishing	30	16	29	32
11P139001	100 < L < 120	colore	---	---	---	---
		abitat	---	---	---	---
		vogue	---	---	---	---
11P139001	121 < L < 140	colore	---	---	---	---
		abitat	---	---	---	---
		vogue	---	---	---	---
11P139001	141 < L < 160	colore	---	---	---	---
		abitat	---	---	---	---
		vogue	---	---	---	---
11P139001	161 < L < 180	colore	---	---	---	---
		abitat	---	---	---	---
		vogue	---	---	---	---
11P139001	181 < L < 200	colore	---	---	---	---
		abitat	---	---	---	---
		vogue	---	---	---	---

## attenzione

il prezzo della H speciale va trovato nella tabella Misure speciali L / H in base alla L della parete doccia

special price for H is to be found in Special sizes L / H as per L needed size

## warning

Misure speciali  
Special size

H max 210 cm  
L min 100 cm  
L max 200 cm

ricambi-Neverdrop-Spartan  
Spare parts 558

schede rilievo misure  
measurement form 550

schede installazione  
installation form 560

profili speciali  
special profiles 565

## supplementi

Profilo di compensazione 3 cm  
Extension profile 3 cm

Sigillante SPARTAN®  
Sealant SPARTAN®

€  
35A010200 --- 36B010010 ---

## supplements

€

05 acrilico satin 06 atelier 10 frozen 11 flack 12 reflex 16 satinato 29 fumé 30 trasparente 31 extrachiario 32 cincillà 34 stampato c



# Dado Maxi

Parete doccia con porta scorrevole per angolo  
Shower enclosure with sliding door for corner



incluso

included



disponibile

available



# DM-ASC

INSTALLAZIONE AD ANGOLO O A TRE LATI  
CORNER OR THREE SIDES INSTALLATION

## Misure standard

Standard sizes

Codice Code	estensibilità extension	Finiture profili Profiles finishing	30	29	32	11
11A100070	67-70	colore	---	---	---	---
		abitat	■	---	---	---
		vogue	---	---	---	---
11A100075	72-75	colore	---	---	---	---
		abitat	---	---	---	---
		vogue	---	---	---	---
11A100080	77-80	colore	---	---	---	---
		abitat	■	---	---	---
		vogue	---	---	---	---
11A100090	87-90	colore	---	---	---	---
		abitat	■	---	---	---
		vogue	---	---	---	---
11A100100	97-100	colore	---	---	---	---
		abitat	■	---	---	---
		vogue	---	---	---	---
11A100120	117-120	colore	---	---	---	---
		abitat	■	---	---	---
		vogue	---	---	---	---

## Misure speciali L / H

Special sizes L / H


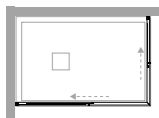
Codice Code	su misura bespoke	Finiture profili Profiles finishing	30	16	29	32
11A109001	45 < L < 60	colore	---	---	---	---
		abitat	---	---	---	---
		vogue	---	---	---	---
11A109001	61 < L < 90	colore	---	---	---	---
		abitat	---	---	---	---
		vogue	---	---	---	---
11A109001	91 < L < 120	colore	---	---	---	---
		abitat	---	---	---	---
		vogue	---	---	---	---
11A109001	121 < L < 150	colore	---	---	---	---
		abitat	---	---	---	---
		vogue	---	---	---	---
11A109001	151 < L < 180	colore	---	---	---	---
		abitat	---	---	---	---
		vogue	---	---	---	---

## installazioni

## installations

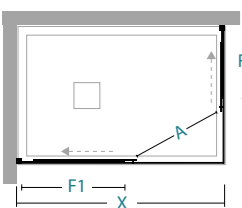
ad angolo corner  
DM-ASC+DM-ASC

a tre lati three sides  
DM-ASC+DM-ASC+DM-F



## informazioni

## informations



apertura scorrevole sliding door

X/Y	67-70	72-75	77-80	87-90	97-100	117-120	F1/F2	nr	kg max
67-70	A=38						29	1	25
72-75	A=40	A=41					32	1	27
77-80	A=42	A=43	A=45				34	1	29
87-90	A=46	A=47	A=49	A=52			39	1	32
97-100	A=50	A=51	A=53	A=56	A=59		44	1	37
117-120	A=58	A=60	A=61	A=64	A=67	A=73	54,5	1	44

X / Y lunghezza parete doccia \ shower wall length  
A spazio d'entrata \ entrance space  
F1 / F2 lunghezza lato fisso \ fixed side length

## attenzione

## warning

per misure di X > 120 cm viene aumentato solo il fisso

specificare se montato a pavimento (vedi ... pag. ...)

il prezzo della H speciale va trovato nella tabella Misure speciali L / H in base alla L della parete doccia

for X > 120 cm only the fixed panel will increased

specify any floor installation (see ... page ...)

special price for H is to be found in Special sizes L / H as per L needed size

Misure speciali Special size

Disponibilità Availability

H max	210 cm	■	STOCK
L min	45 cm		
L max	180 cm		

ricambi-Neversdrop-Spartan Spare parts 558

schede rilievo misure measurement form 550

schede installazione installation form 560

profili speciali special profiles 565

## supplementi

## supplements

Profilo di compensazione 3 cm Extension profile 3 cm

Sigillante SPARTAN® Sealant SPARTAN®

€	---	€	---
35A010200	---	36B010010	---

05 acrilico satin

06 atelier

10 frozen

11 flack

12 reflex

16 satinato

29 fumé

30 trasparente

31 extrachiario

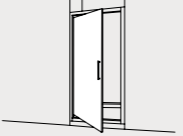
32 cincillà

34 stampato c

# Dado Maxi

Parete doccia con porta girevole  
Pivoting door



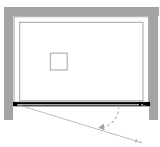


incluso      included

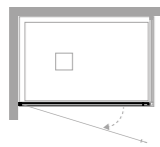
disponibile      available

## installazioni

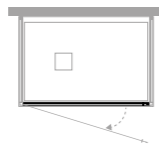
in nicchia    niche  
DM-PGI



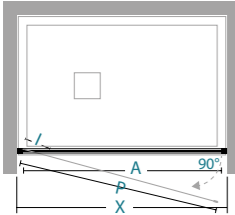
ad angolo    corner  
DM-PGI+DM-F



a tre lati    three sides  
DM-PGI+DM-F+DM-F



## informazioni



apertura battente girevole  
swing turning door

X lunghezza parete doccia \ shower wall length  
A spazio d'entrata \ entrance space  
P lunghezza porta \ door length

## installations

	X	A	P							
66-72	52	51							1	25
71-77	57	56							1	26
76-82	62	61							1	28
81-87	67	66							1	30
86-92	72	71							1	32

# DM-PGI

INSTALLAZIONE IN NICCHIA, AD ANGOLO O A TRE LATI  
NICHE, CORNER OR THREE SIDES INSTALLATION

## Misure standard

Codice Code	estensibilità extension	Finiture profili Profiles finishing	30	29	32	11
11P100070	66-72	colore	---	---	---	---
		abitat	---	---	---	---
		vogue	---	---	---	---
11P100075	71-77	colore	---	---	---	---
		abitat	---	---	---	---
		vogue	---	---	---	---
11P100080	76-82	colore	■	---	---	---
		abitat	---	---	---	---
		vogue	---	---	---	---
11P100085	81-87	colore	---	---	---	---
		abitat	---	---	---	---
		vogue	---	---	---	---
11P100090	86-92	colore	■	---	---	---
		abitat	---	---	---	---
		vogue	---	---	---	---

## Misure speciali L / H

Codice Code	su misura bespoke	Finiture profili Profiles finishing	30	16	29	32
11P109001	50 < L < 60	colore	---	---	---	---
		abitat	---	---	---	---
		vogue	---	---	---	---
11P109001	61 < L < 75	colore	---	---	---	---
		abitat	---	---	---	---
		vogue	---	---	---	---
11P109001	76 < L < 95	colore	---	---	---	---
		abitat	---	---	---	---
		vogue	---	---	---	---

## attenzione

il prezzo della H speciale va trovato nella tabella Misure speciali L / H in base alla L della parete doccia

special price for H is to be found in Special sizes L / H as per L needed size

## warning

Misure speciali Special size	Disponibilità Availability	ricambi-Neversdrop-Spartan Spare parts
H max 210 cm	■ STOCK	558
L min 50 cm		schede rilievo misure measurement form 550
L max 95 cm		schede installazione installation form 560
Profilo di compensazione 3 cm Extension profile 3 cm	Sigillante SPARTAN® Sealant SPARTAN®	profili speciali special profiles 565
35A010200 € ---	36B010010 € ---	

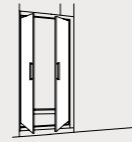
## supplementi

## supplements

05 acrilico satin    06 atelier    10 frozen    11 flack    12 reflex    16 satinato    29 fumé    30 trasparente    31 extrachiario    32 cincillà    34 stampato c

# Dado Maxi

Parete doccia con porta saloon  
Saloon door



incluso included



disponibile available



## DM-PSA2

INSTALLAZIONE IN NICCHIA, AD ANGOLO O A TRE LATI  
NICHE, CORNER OR THREE SIDES INSTALLATION

### Misure standard

Codice Code	estensibilità extension	Finiture profili Profiles finishing	30	29	32	11
11P110070	66-72	colore	---	---	---	---
		abitat	---	---	---	---
		vogue	---	---	---	---
11P110075	71-77	colore	---	---	---	---
		abitat	---	---	---	---
		vogue	---	---	---	---
11P110080	76-82	colore	■	---	---	---
		abitat	---	---	---	---
		vogue	---	---	---	---
11P110085	81-87	colore	---	---	---	---
		abitat	---	---	---	---
		vogue	---	---	---	---
11P110090	86-92	colore	■	---	---	---
		abitat	---	---	---	---
		vogue	---	---	---	---
11P110100	96-102	colore	■	---	---	---
		abitat	---	---	---	---
		vogue	---	---	---	---
11P110120	116-122	colore	■	---	---	---
		abitat	---	---	---	---
		vogue	---	---	---	---

### Misure speciali L / H

Codice Code	su misura bespoke	Finiture profili Profiles finishing	30	16	29	32
11P119001	50 < L < 90	colore	---	---	---	---
		abitat	---	---	---	---
		vogue	---	---	---	---
11P119001	91 < L < 120	colore	---	---	---	---
		abitat	---	---	---	---
		vogue	---	---	---	---
11P119001	121 < L < 140	colore	---	---	---	---
		abitat	---	---	---	---
		vogue	---	---	---	---
11P119001	141 < L < 160	colore	---	---	---	---
		abitat	---	---	---	---
		vogue	---	---	---	---

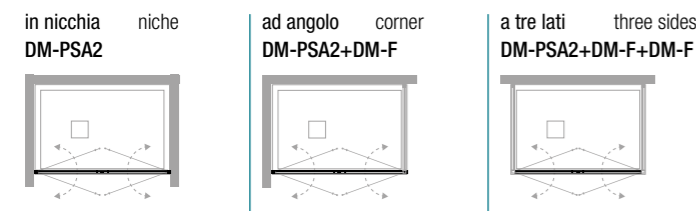
### attenzione

il prezzo della H speciale va trovato nella tabella Misure speciali L / H in base alla L della parete doccia

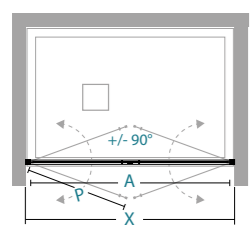
special price for H is to be found in Special sizes L / H as per L needed size

### warning

### installazioni

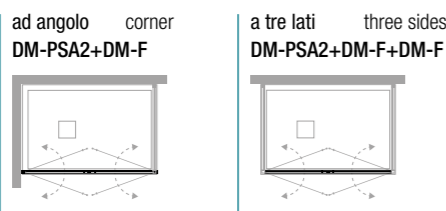


### informazioni



X lunghezza parete doccia \ shower wall length  
A spazio d'entrata \ entrance space  
P lunghezza porta \ door length

### installations



### informations

apertura saloon  
saloon door

X	A	P							
66-72	49	29						1	24
71-77	54	31,5						1	25
76-82	59	34						1	27
81-87	64	36,5						1	29
86-92	69	39						1	30
96-102	79	44						1	34
116-122	99	54						1	41

Misure speciali  
Special size

H max 210 cm  
L min 50 cm  
L max 160 cm

Disponibilità  
Availability

■ STOCK

### supplementi

Profilo di compensazione 3 cm  
Extension profile 3 cm

Sigillante SPARTAN®  
Sealant SPARTAN®

€ 35A010200 ---

€ 36B010010 ---

ricambi-Neverdrop-Spartan  
Spare parts 558

schede rilievo misure  
measurement form 550

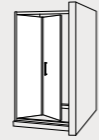
schede installazione  
installation form 560

profili speciali  
special profiles 565

05 acrilico satin 06 atelier 10 frozen 11 flack 12 reflex 16 satinato 29 fumé 30 trasparente 31 extrachiario 32 cincillà 34 stampato c

# Dado Maxi

Parete doccia con porta a soffietto  
Folding door



incluso

included



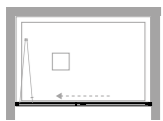
disponibile

available



## installazioni

in nicchia niche  
DM-PSO

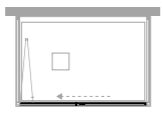


## installations

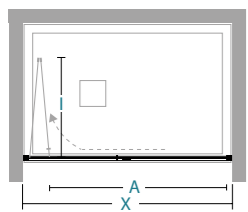
ad angolo corner  
DM-PSO+DM-F



a tre lati three sides  
DM-PSO+DM-F+DM-F



## informazioni



apertura soffietto  
folding door

## informations

	X	A	I							
66-72	46	30,5							1	25
71-77	51	33							1	27
76-82	55	35,5							1	28
81-87	61	38							1	30
86-92	66	40,5							1	32
96-102	74	45,5							1	35

X lunghezza parete doccia\ shower wall length  
A spazio d'entrata\ entrance space  
I ingombro interno\ internal dimensions

# DM-PSO

INSTALLAZIONE IN NICCHIA, AD ANGOLO O A TRE LATI  
NICHE, CORNER OR THREE SIDES INSTALLATION

## Misure standard

Standard sizes

Codice Code	estensibilità extension	Finiture profili Profiles finishing	30	29	32	11
11P140070	66-72	colore	---	---	---	---
		abitat	---	---	---	---
		vogue	---	---	---	---
11P140075	71-77	colore	---	---	---	---
		abitat	---	---	---	---
		vogue	---	---	---	---
11P140080	76-82	colore	■	---	---	---
		abitat	---	---	---	---
		vogue	---	---	---	---
11P140085	81-87	colore	---	---	---	---
		abitat	---	---	---	---
		vogue	---	---	---	---
11P140090	86-92	colore	■	---	---	---
		abitat	---	---	---	---
		vogue	---	---	---	---
11P140100	96-102	colore	■	---	---	---
		abitat	---	---	---	---
		vogue	---	---	---	---

## Misure speciali L / H

Special sizes L / H

Codice Code	su misura bespoke	Finiture profili Profiles finishing	30	16	29	32
11P149001	60 < L < 80	colore	---	---	---	---
		abitat	---	---	---	---
		vogue	---	---	---	---
11P149001	81 < L < 90	colore	---	---	---	---
		abitat	---	---	---	---
		vogue	---	---	---	---
11P149001	91 < L < 110	colore	---	---	---	---
		abitat	---	---	---	---
		vogue	---	---	---	---

## attenzione

il prezzo della H speciale va trovato nella tabella Misure speciali L / H in base alla L della parete doccia

special price for H is to be found in Special sizes L / H as per L needed size

## warning

Misure speciali Special size	Disponibilità Availability	ricambi-Neversdrop-Spartan Spare parts
H max 210 cm	■ STOCK	558
L min 60 cm		schede rilievo misure measurement form 550
L max 110 cm		schede installazione installation form 560
Profilo di compensazione 3 cm Extension profile 3 cm	Sigillante SPARTAN® Sealant SPARTAN®	profili speciali special profiles 565
35A010200 € ---	36B010010 € ---	

## supplementi

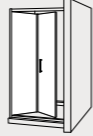
supplements

05 acrilico satin 06 atelier 10 frozen 11 flack 12 reflex 16 satinato 29 fumé 30 trasparente 31 extrachiario 32 cincillà 34 stampato c

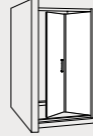
# Dado Maxi

Parete doccia con porta a soffietto IN/OUT  
IN/OUT folding door







SX  
LH





DX  
RH


incluso


included

disponibile

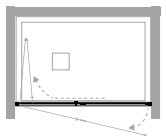


available



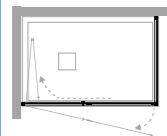
## installazioni

in nicchia niche  
DM-PSM

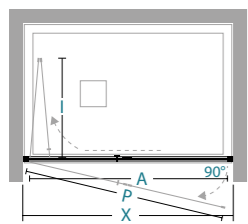


## installations

ad angolo corner  
DM-PSM+DM-F



## informazioni



apertura soffietto  
folding door

## informations

	X	A	I	P					
66-72	51	30,5	51					1	25
71-77	56	33	56					1	27
76-82	61	35,5	61					1	28
81-87	66	38	66					1	30
86-92	71	40,5	71					1	32
96-102	76	45,5	76					1	35

X lunghezza parete doccia\ shower wall length  
A spazio d'entrata\ entrance space  
P lunghezza porta\ door length  
I ingombro interno\ internal dimensions

# DM-PSM

INSTALLAZIONE IN NICCHIA O AD ANGOLO  
NICHE OR CORNER INSTALLATION

## Misure standard

Codice SX LH Code	Codice DX RH Code	estensibilità extension	Finiture profili Profiles finishing	30	29	32	11
11P070070	11P060070	66-72	colore	---	---	---	---
			abitat	---	---	---	---
			vogue	---	---	---	---
11P070075	11P060075	71-77	colore	---	---	---	---
			abitat	---	---	---	---
			vogue	---	---	---	---
11P070080	11P060080	76-82	colore	---	---	---	---
			abitat	---	---	---	---
			vogue	---	---	---	---
11P070085	11P060085	81-87	colore	---	---	---	---
			abitat	---	---	---	---
			vogue	---	---	---	---
11P070090	11P060090	86-92	colore	---	---	---	---
			abitat	---	---	---	---
			vogue	---	---	---	---
11P070100	11P060100	96-102	colore	---	---	---	---
			abitat	---	---	---	---
			vogue	---	---	---	---

## Misure speciali L / H

Codice SX LH Code	Codice DX RH Code	su misura bespoke	Finiture profili Profiles finishing	30	16	29	32
11P079001	11P069001	66 < L < 80	colore	---	---	---	---
			abitat	---	---	---	---
			vogue	---	---	---	---
11P079001	11P069001	81 < L < 90	colore	---	---	---	---
			abitat	---	---	---	---
			vogue	---	---	---	---
11P079001	11P069001	91 < L < 110	colore	---	---	---	---
			abitat	---	---	---	---
			vogue	---	---	---	---

## attenzione

il prezzo della H speciale va trovato nella tabella Misure speciali L / H in base alla L della parete doccia

special price for H is to be found in Special sizes L / H as per L needed size

## warning

Misure speciali  
Special size

H max 210 cm  
L min 66 cm  
L max 110 cm

## supplementi

Profilo di compensazione 3 cm  
Extension profile 3 cm

€ 35A010200 ---

Sigillante SPARTAN®  
Sealant SPARTAN®

€ 36B010010 ---

ricambi-Neverdrop-Spartan  
Spare parts 558

schede rilievo misure  
measurement form 550

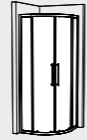
schede installazione  
installation form 560

profili speciali  
special profiles 565

05 acrilico satin 06 atelier 10 frozen 11 flack 12 reflex 16 satinato 29 fumé 30 trasparente 31 extrachiario 32 cincillà 34 stampato c

# Dado Maxi

Parete doccia semicircolare con doppia porta scorrevole  
Quadrant shower enclosure with double sliding door



incluso

included



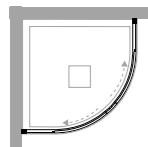
disponibile

available



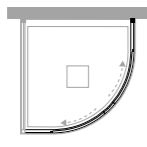
## installazioni

ad angolo corner  
DM-T55

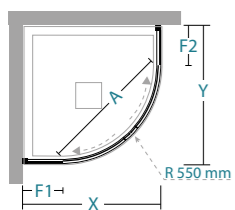


## installations

a tre lati three sides  
DM-T55+DM-F



## informazioni



apertura scorrevole  
sliding door

## informations

X/Y	A	F1/F2							
77-80	44	26						2	48
87-90	52	36						2	55

X lunghezza parete doccia \ shower wall length  
A spazio d'entrata \ entrance space  
P lunghezza porta \ door length

# DM-T55

INSTALLAZIONE AD ANGOLO O A TRE LATI  
CORNER OR THREE SIDES INSTALLATION

## Misure standard

Standard sizes

Codice Code	estensibilità extension	Finiture profili Profiles finishing	30
11T020080	77-80	colore	---
		abitat	■
		vogue	---
11T020090	87-90	colore	---
		abitat	■
		vogue	---

## Misure speciali L

Special sizes L

Codice Code	su misura bespoke	Finiture profili Profiles finishing	30
11T029001	67 < L < 77	colore	---
		abitat	---
		vogue	---
11T029001	78 < L < 80	colore	---
		abitat	---
		vogue	---
11T029001	81 < L < 87	colore	---
		abitat	---
		vogue	---
11T029001	88 < L < 90	colore	---
		abitat	---
		vogue	---
11T029001	91 < L < 100	colore	---
		abitat	---
		vogue	---
11T029001	101 < L < 120	colore	---
		abitat	---
		vogue	---

## attenzione

installazione su piatto doccia semicircolare raggio 55 cm

installation on quadrant shower tray radius 55 cm

## warning

il prezzo delle misure speciali è inteso per lato

special sizes: prices are to be intended for one side

il prezzo della L speciale va trovato nella tabella Misure speciali (CS:Red:L in base alla L della parete doccia

special price for L is to be found in Special sizes L as per L needed size

Misure speciali  
Special size

Disponibilità  
Availability

L min 70 cm  
L max 120 cm

■ STOCK

ricambi-Neversdrop-Spartan  
Spare parts 558

schede rilievo misure  
measurement form 550

schede installazione  
installation form 560

profili speciali  
special profiles 565

## supplementi

supplements

Profilo di compensazione 3 cm  
Extension profile 3 cm

Sigillante SPARTAN®  
Sealant SPARTAN®

35A010200 € ---

36B010010 € ---

05

acrilico satin

06

atelier

10

frozen

11

flack

12

reflex

16

satinato

29

fumé

30

trasparente

31

extrachiaro

32



cincillà

34

stampato c

# Dado Maxi

Parete doccia semicircolare con porta scorrevole  
Quadrant shower enclosure with sliding door



disponibile available



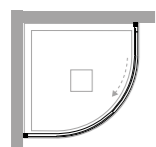
# DM-AR55

INSTALLAZIONE AD ANGOLO O A TRE LATI  
CORNER OR THREE SIDES INSTALLATION

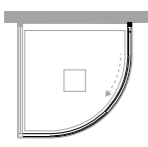
Misure standard		Standard sizes	
Codice Code	estensibilità extension	Finiture profili Profiles finishing	30
11T010080	77-80	colore	---
		abitat	■
		vogue	---
11T010090	87-90	colore	---
		abitat	■
		vogue	---

installazioni installations

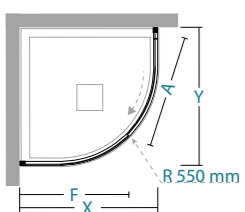
ad angolo corner  
DM-AR



a tre lati three sides  
DM-AR+DM-F



informazioni informations



apertura scorrevole sliding door

X/Y	A	F								
77-80	48	63							2	46
87-90	58	73							2	53

X/Y lunghezza parete doccia\ shower wall length  
A spazio d'entrata\ entrance space  
F lunghezza lato fisso\ fixed side length

attenzione warning

installazione su piatto doccia semicircolare raggio 55 cm

installation on quadrant shower tray radius 55 cm

Disponibilità Availability					ricambi-Neverdrop-Spartan Spare parts
■ STOCK					558

schede rilievo misure measurement form 550

schede installazione installation form 560

profili speciali special profiles 565

supplementi supplements

Profilo di compensazione 3 cm  
Extension profile 3 cm

Sigillante SPARTAN®  
Sealant SPARTAN®

	€	€
35A010200	---	36B010010

05 acrilico satin 06 atelier 10 frozen 11 flack 12 reflex 16 satinato 29 fumé 30 trasparente 31 extrachiario 32 cincillà 34 stampato c

# Dado Maxi

Parete doccia semicircolare con doppia porta scorrevole  
Quadrant shower enclosure with double sliding door



incluso

included



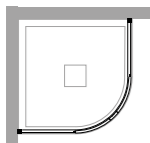
disponibile

available



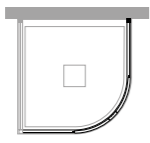
## installazioni

ad angolo  
DM-T38

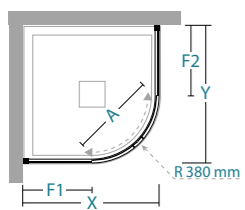


## installations

a tre lati  
DM-T38+DM-F



## informazioni



apertura scorrevole  
sliding door

## informations

X/Y	A	F1/F2								
72-75	43	33							2	44

X / Y lunghezza parete doccia \ shower wall length  
A spazio d'entrata \ entrance space  
F1 / F2 lunghezza lato fisso \ fixed side length

# DM-T38

INSTALLAZIONE AD ANGOLO O A TRE LATI  
CORNER OR THREE SIDES INSTALLATION

## Misure standard

Standard sizes

Codice Code	estensibilità extension	Finiture profili Profiles finishing	30
11T020075	72-75	colore abitat vogue	---

## Misure speciali L

Special sizes L

Codice Code	su misura bespoke	Finiture profili Profiles finishing	30
11T029002	60 < L < 72	colore abitat vogue	---
11T029002	73 < L < 75	colore abitat vogue	---
11T029002	76 < L < 90	colore abitat vogue	---

## attenzione

installazione su piatto doccia semicircolare 75x75 raggio 38 cm

installation on quadrant shower tray 75x75 radius 38 cm

## warning

il prezzo delle misure speciali è inteso per lato

special sizes: prices are to be intended for one side

il prezzo della L speciale va trovato nella tabella Misure speciali L in base alla L della parete doccia

special price for L is to be found in Special sizes L as per L needed size

Misure speciali  
Special size

L min 60 cm  
L max 120 cm

ricambi-Neverdrop-Spartan  
Spare parts 558

schede rilievo misure  
measurement form 550

schede installazione  
installation form 560

profili speciali  
special profiles 565

## supplementi

Profilo di compensazione 3 cm  
Extension profile 3 cm

€ ---

35A010200

## supplements

Sigillante SPARTAN®  
Sealant SPARTAN®

€ ---

36B010010

05 acrilico satin 06 atelier 10 frozen 11 flack 12 reflex 16 satinato 29 fumé 30 trasparente 31 extrachiario 32 cincillà 34 stampato c



# Dado Maxi

Parete doccia semicircolare con doppia porta scorrevole  
Quadrant shower enclosure with double sliding door



incluso

included



disponibile

available



# DM-GI38

INSTALLAZIONE AD ANGOLO O A TRE LATI  
CORNER OR THREE SIDES INSTALLATION

## Misure standard

Standard sizes

Codice Code	estensibilità extension	Finiture profili Profiles finishing	30
11T020001	67-70/87-90	colore	---
		abitat	---
		vogue	---
11T020002	77-80/97-100	colore	---
		abitat	---
		vogue	---

## Misure speciali L

Special sizes L

Codice Code	su misura bespoke	Finiture profili Profiles finishing	30
11T029003	56 < L < 66	colore	---
		abitat	---
		vogue	---
11T029003	Standard 67-70	colore	---
		abitat	---
		vogue	---
11T029003	71 < L < 76	colore	---
		abitat	---
		vogue	---
11T029003	Standard 77-80	colore	---
		abitat	---
		vogue	---
11T029003	81 < L < 86	colore	---
		abitat	---
		vogue	---
11T029003	Standard 87-90	colore	---
		abitat	---
		vogue	---
11T029003	91 < L < 96	colore	---
		abitat	---
		vogue	---
11T029003	Standard 97-100	colore	---
		abitat	---
		vogue	---
11T029003	101 < L < 120	colore	---
		abitat	---
		vogue	---

## installazioni

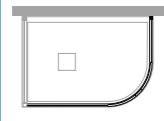
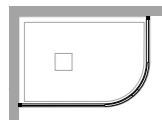
## installations

ad angolo corner

a tre lati three sides

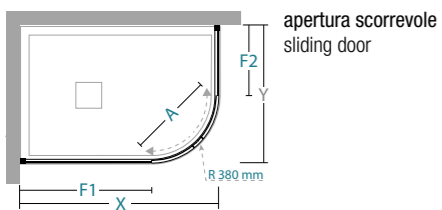
DM-GI

DM-GI+DM-F



## informazioni

## informations



apertura scorrevole sliding door

X	Y	A	F1	F2					
87-90	67-70	43	48	28				2	47
97-100	77-80	43	58	38				2	53

X/Y lunghezza parete doccia\ shower wall length  
A spazio d'entrata\ entrance space  
F lunghezza lato fisso\ fixed side length

## attenzione

## warning

installazione su piatto doccia semicircolare raggio 38 cm

il prezzo delle misure speciali è inteso per lato

il prezzo della L speciale va trovato nella tabella Misure speciali L in base alla L della parete doccia

installation on quadrant shower tray radius 38 cm

special sizes: prices are to be intended for one side

special price for L is to be found in Special sizes L as per L needed size

Misure speciali Special size

Disponibilità Availability

L min 60 cm  
L max 120 cm

STOCK

ricambi-Neverdrop-Spartan Spare parts 558

schede rilievo misure measurement form 550

schede installazione installation form 560

profili speciali special profiles 565

## supplementi

## supplements

Profilo di compensazione 3 cm Extension profile 3 cm

Sigillante SPARTAN® Sealant SPARTAN®

35A010200 € ---

36B010010 € ---

05 acrilico satin

06 atelier

10 frozen

11 flack

12 reflex

16 satinato

29 fumé

30 trasparente

31 extrachiario


32 cincillà




34 stampato c

# Dado Maxi




Parete doccia fissa di profondità  
Fixed panel







incluso included

disponibile available

## installazioni

ad angolo  
(\*)

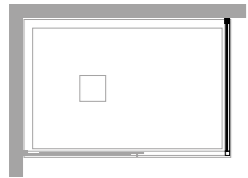


## installations

a tre lati  
(\*)





## informazioni



Y lunghezza parete doccia \ shower wall length




## informations

Y										
66-72									1	25
71-77									1	27
76-82									1	28
81-87									1	30
86-92									1	31
96-102									1	35

# DM-F

INSTALLAZIONE AD ANGOLO O A TRE LATI  
CORNER OR THREE SIDES INSTALLATION

## Misure standard

Codice Code	estensibilità extension	Finiture profili Profiles finishing	30	29	32	11
11F100070	66-72	colore	---	---	---	---
		abitat		---	---	---
		vogue	---	---	---	---
11F100075	71-77	colore	---	---	---	---
		abitat	---	---	---	---
		vogue	---	---	---	---
11F100080	76-82	colore	---	---	---	---
		abitat		---	---	---
		vogue	---	---	---	---
11F100085	81-87	colore	---	---	---	---
		abitat	---	---	---	---
		vogue	---	---	---	---
11F100090	86-92	colore	---	---	---	---
		abitat		---	---	---
		vogue	---	---	---	---
11F100100	96-102	colore	---	---	---	---
		abitat	---	---	---	---
		vogue	---	---	---	---

## Misure speciali L / H

Codice Code	su misura bespoke	Finiture profili Profiles finishing	30	16	29	32
11F109001	15 < L < 60	colore	---	---	---	---
		abitat	---	---	---	---
		vogue	---	---	---	---
11F109001	61 < L < 100	colore	---	---	---	---
		abitat	---	---	---	---
		vogue	---	---	---	---
11F109001	101 < L < 140	colore	---	---	---	---
		abitat	---	---	---	---
		vogue	---	---	---	---
11F109001	141 < L < 160	colore	---	---	---	---
		abitat	---	---	---	---
		vogue	---	---	---	---

## Speciali - solo profili

Codice Code	su misura bespoke	Finiture profili Profiles finishing	
11F109003	L < 14	colore Tbrill®	---

## attenzione

(\*) DM-F è abbinabile a tutte le pareti doccia DM- PSC, PSC2, ASC, PSO, PSM, PGI, PSA2, T55, T38, AR55, GI38

(\*) DM-F to match all shower enclosures DM- PSC, PSC2, ASC, PSO, PSM, PGI, PSA2, T55, T38, AR55, GI38


## warning

installazione speciale su muretto sostituire il cod. 11F109001 con il cod. 11F109002

special installation on low wall: substitute code 11F109001 with code 11F109002

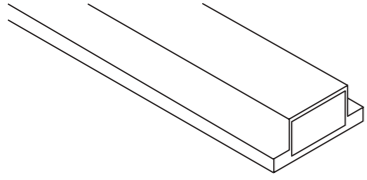
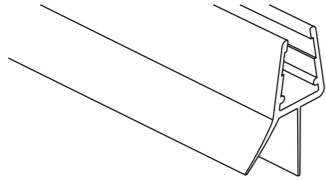
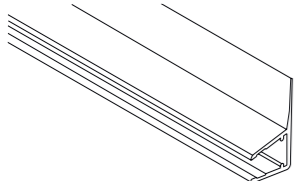
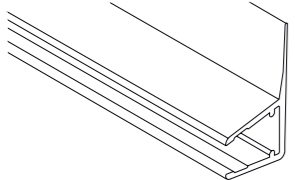
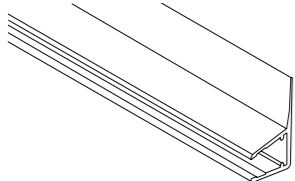
il prezzo della H speciale va trovato nella tabella Misure speciali L / H in base alla L della parete doccia

special price for H is to be found in Special sizes L / H as per L needed size

Misure speciali Special size	Disponibilità Availability									ricambi-Neverdrop-Spartan Spare parts
H max 210 cm	 STOCK									558
L min 15 cm										schede rilievo misure measurement form
L max 180 cm										550
										schede installazione installation form
										560
										profili speciali special profiles
										565
	€		€							
35A010200	---		36B010010	---						


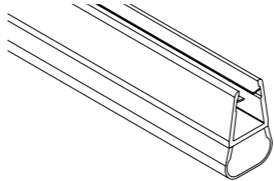
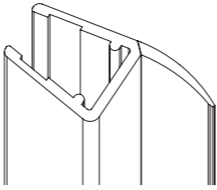
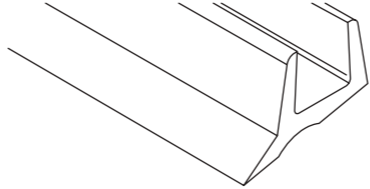

## Dado Maxi

Ricambi  
Spare parts

	<p>Magnete ricoperto L 210 - Grigio <i>Coated magnet L 210 - Grey</i></p> <table border="1"> <thead> <tr> <th>Codice Code</th> <th>N° pezzi N° pieces</th> </tr> </thead> <tbody> <tr> <td>37R019015</td> <td>1</td> </tr> </tbody> </table>	Codice Code	N° pezzi N° pieces	37R019015	1
Codice Code	N° pezzi N° pieces				
37R019015	1				
	<p>Guarnizione doppia aletta L 100 <i>Double fin seal L 100</i></p> <table border="1"> <thead> <tr> <th>Codice Code</th> <th>N° pezzi N° pieces</th> </tr> </thead> <tbody> <tr> <td>37R019022</td> <td>1</td> </tr> </tbody> </table>	Codice Code	N° pezzi N° pieces	37R019022	1
Codice Code	N° pezzi N° pieces				
37R019022	1				
	<p>Guarnizione pinna perpendicolare 20 mm L 190 <i>Fin seal 20 mm L 190</i></p> <table border="1"> <thead> <tr> <th>Codice Code</th> <th>N° pezzi N° pieces</th> </tr> </thead> <tbody> <tr> <td>37R019083</td> <td>1</td> </tr> </tbody> </table>	Codice Code	N° pezzi N° pieces	37R019083	1
Codice Code	N° pezzi N° pieces				
37R019083	1				
	<p>Guarnizione verticale pinna perpendicolare 5 mm L 210 <i>Vertical fin seal 5 mm L 210</i></p> <table border="1"> <thead> <tr> <th>Codice Code</th> <th>N° pezzi N° pieces</th> </tr> </thead> <tbody> <tr> <td>37R019101</td> <td>1</td> </tr> </tbody> </table>	Codice Code	N° pezzi N° pieces	37R019101	1
Codice Code	N° pezzi N° pieces				
37R019101	1				
	<p>Guarnizione verticale pinna perpendicolare 10 mm L 210 <i>Vertical fin seal 10 mm L 210</i></p> <table border="1"> <thead> <tr> <th>Codice Code</th> <th>N° pezzi N° pieces</th> </tr> </thead> <tbody> <tr> <td>37R019102</td> <td>1</td> </tr> </tbody> </table>	Codice Code	N° pezzi N° pieces	37R019102	1
Codice Code	N° pezzi N° pieces				
37R019102	1				

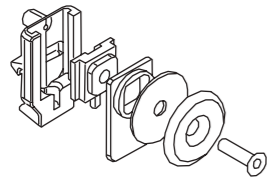
## Dado Maxi

Ricambi  
Spare parts

	<p>Fincorsa grigio <i>Shock absorber</i></p> <table border="1"> <thead> <tr> <th>Codice Code</th> <th>N° pezzi N° pieces</th> </tr> </thead> <tbody> <tr> <td>37R019109</td> <td>2 + 2</td> </tr> </tbody> </table>	Codice Code	N° pezzi N° pieces	37R019109	2 + 2
Codice Code	N° pezzi N° pieces				
37R019109	2 + 2				
	<p>Guarnizione verticale palloncino L 210 <i>Vertical tubular seal L 210</i></p> <table border="1"> <thead> <tr> <th>Codice Code</th> <th>N° pezzi N° pieces</th> </tr> </thead> <tbody> <tr> <td>37R019115</td> <td>1</td> </tr> </tbody> </table>	Codice Code	N° pezzi N° pieces	37R019115	1
Codice Code	N° pezzi N° pieces				
37R019115	1				
	<p>Guarnizione verticale pinna parallela L 200 <i>Vertical parallel fin seal L 200</i></p> <table border="1"> <thead> <tr> <th>Codice Code</th> <th>N° pezzi N° pieces</th> </tr> </thead> <tbody> <tr> <td>37R019127</td> <td>1</td> </tr> </tbody> </table>	Codice Code	N° pezzi N° pieces	37R019127	1
Codice Code	N° pezzi N° pieces				
37R019127	1				
	<p>Guarnizione fermavetro pvc L 72 <i>Glass seal PVC L 72 cm</i></p> <table border="1"> <thead> <tr> <th>Codice Code</th> <th>N° pezzi N° pieces</th> </tr> </thead> <tbody> <tr> <td>37R019143</td> <td>2</td> </tr> </tbody> </table>	Codice Code	N° pezzi N° pieces	37R019143	2
Codice Code	N° pezzi N° pieces				
37R019143	2				
	<p>Carrelli in acciaio con ruote <i>Stainless steel wheels</i></p> <table border="1"> <thead> <tr> <th>Codice Code</th> <th>N° pezzi N° pieces</th> </tr> </thead> <tbody> <tr> <td>37R019384</td> <td>2</td> </tr> </tbody> </table>	Codice Code	N° pezzi N° pieces	37R019384	2
Codice Code	N° pezzi N° pieces				
37R019384	2				

# Dado Maxi

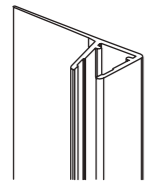
Ricambi  
Spare parts



Ganci inferiori grigi  
*Lower clips grey*

Codice Code	N° pezzi N° pieces
----------------	-----------------------

37R019145	2
-----------	---



Guarnizione verticale pinna perpendicolare 16 mm L 205  
*Vertical fin seal 16 mm L 205*

Codice Code	N° pezzi N° pieces
----------------	-----------------------


37R019147	1
-----------	---



Angolare - Tcrom® / Nero opaco / Bianco opaco  
*Corner connection - Tcrom® / matt Black / matt White*

Codice Code	N° pezzi N° pieces
----------------	-----------------------

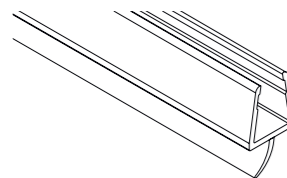
37R019215	1
-----------	---



Perno incernierato porte - Bianco / Grigio  
*Pivot hinge doors - White / Grey*

Codice Code	N° pezzi N° pieces
----------------	-----------------------

37R019244	1
-----------	---



Guarnizione pinna centrale 8 mm L 210  
*Central fin seal 8 mm L 210*

Codice Code	N° pezzi N° pieces
----------------	-----------------------

37R019245	1
-----------	---

# Dado Maxi

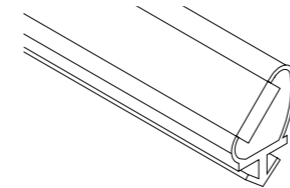
Ricambi  
Spare parts



Fermo magnetico centrale per DM-PSA2  
*Central magnetic lock for DM-PSA2*

Codice Code	N° pezzi N° pieces
----------------	-----------------------

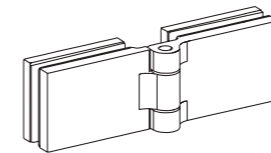
37R019246	1
-----------	---



Magnete ricoperto di battuta L 210  
*Coated closing magnet L 210*

Codice Code	N° pezzi N° pieces
----------------	-----------------------

37R019255	1
-----------	---



Cerniera - Tcrom® / Nero opaco / Bianco opaco  
*Hinge - Tcrom® / matt Black / matt White*

Codice Code	N° pezzi N° pieces
----------------	-----------------------

37R019263	1
-----------	---



Perno inferiore per DM-PSM  
*Lower pivot hinge for DM-PSM*

Codice Code	N° pezzi N° pieces
----------------	-----------------------

37R019266	1
-----------	---



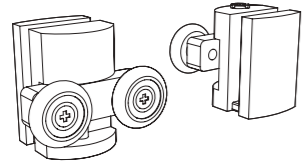
Blocco di scancio per DM-PSM - Tcrom® / Nero opaco / Bianco opaco  
*Unlocking system for DM-PSM - Tcrom® / matt Black / matt White*

Codice Code	N° pezzi N° pieces
----------------	-----------------------

37R019267	1
-----------	---

# Dado Maxi

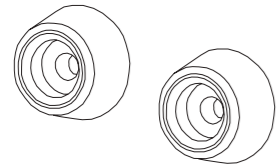
Ricambi  
Spare parts



Carrelli per DM-T38 e DM-GI - Tcrom®  
Wheels for DM-T38 and DM-GI - Tcrom®

Codice Code	N° pezzi N° pieces
----------------	-----------------------

37R019319	2 + 2
-----------	-------



Tappi finecorsa  
Caps for shock absorber

Codice Code	N° pezzi N° pieces
----------------	-----------------------

37R019320	2
-----------	---



Tappi per profilo magnetico  
Caps for magnetic profile

Codice Code	N° pezzi N° pieces
----------------	-----------------------

37R019321	2
-----------	---



Carrelli per DM-T55 e DM-AR - Tcrom®  
Wheels for DM-T55 and DM-AR - Tcrom®

Codice Code	N° pezzi N° pieces
----------------	-----------------------

37R019322	2 + 2
-----------	-------



Magnete bipolare 45° L 210  
Bipolar magnet 45° L 210

Codice Code	N° pezzi N° pieces
----------------	-----------------------

37R019323	1
-----------	---

# Dado Maxi


Ricambi  
Spare parts



Scorrimento - Tcrom®  
Sliding kit - Tcrom®

Codice Code	N° pezzi N° pieces
----------------	-----------------------

37R019325	1
-----------	---



Coppia di magneti bipolari 90° L 200  
2 x Bipolar magnet 90° L 200

Codice Code	N° pezzi N° pieces
----------------	-----------------------

37R019327	1
-----------	---



Maniglia doppia esterna/interna - Tcrom® / Nero opaco / Bianco opaco  
Double internal/external handle - Tcrom® / matt Black / matt White

Codice Code	N° pezzi N° pieces
----------------	-----------------------

37R019380	1
-----------	---



Maniglia esterna + pomolo interno - Tcrom® / Nero opaco / Bianco opaco  
External handle + internal knob - Tcrom® / matt Black / matt White

Codice Code	N° pezzi N° pieces
----------------	-----------------------

37R019381	1
-----------	---



Magnete bipolare 90° L 200  
Bipolar magnet 90° L 200

Codice Code	N° pezzi N° pieces
----------------	-----------------------

37R019330	1
-----------	---

# Dado Maxi

## Accessori

Accessories



Art. **36A010004**

trattamento NEVERDROP®  
treatment NEVERDROP®



Art. **36B010010**

sigillante cristallino SPARTAN®  
sealant SPARTAN®

## Componenti in finitura

Finishing components



Art. **36C019001**

maniglia doppia  
interasse 32 cm - colore.02

double handle  
interaxe 32 cm - colore-02



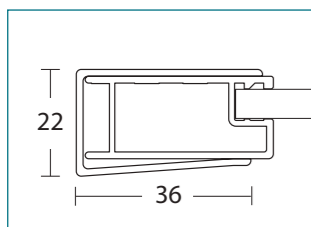
Art. **36C019002**

maniglia con pomolo interno  
interasse 32 cm - colore.02

handle with internal knob  
interaxe 32 cm - colore.02

## Profili

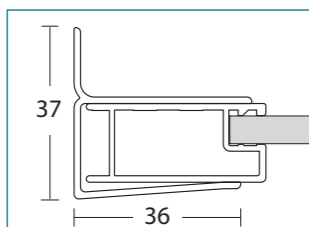
Profiles



per/for **DM: ASC - T55 - T38 - AR - GI**

profilo a muro 1327 + schienale  
1123

wall profile 1327 + vertical profile  
1123



per/for **DM: PSC - PSC2 - PSO - PSM - PGI - PSA2**

profilo a muro 1119 + schienale  
1123

wall profile 1119 + vertical profile  
1123

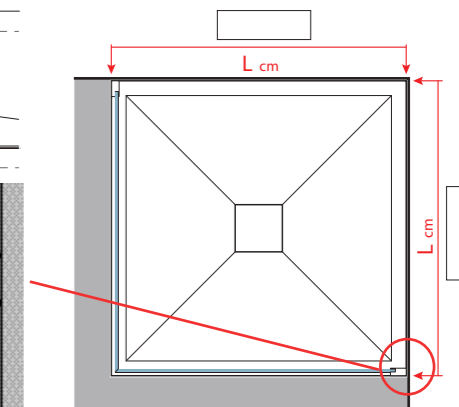
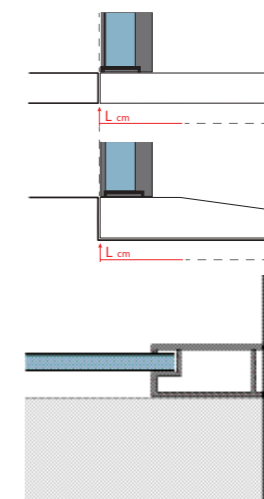
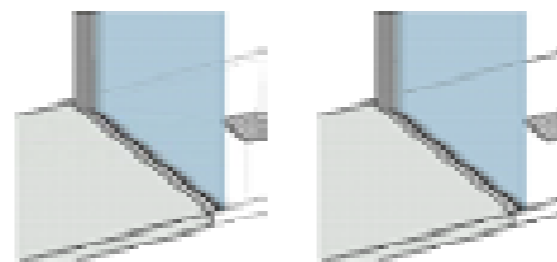
# Dado Maxi

Installazione a pavimento o con piatto doccia incassato a filo pavimento

Floor installation or with built-in shower tray flush with the floor

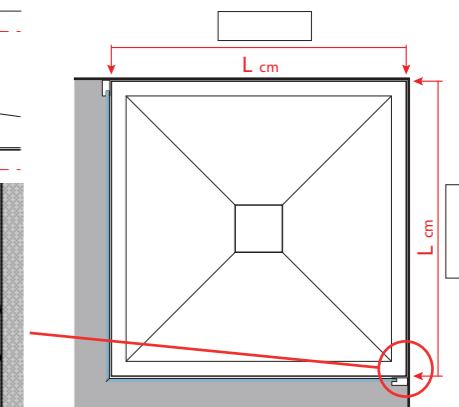
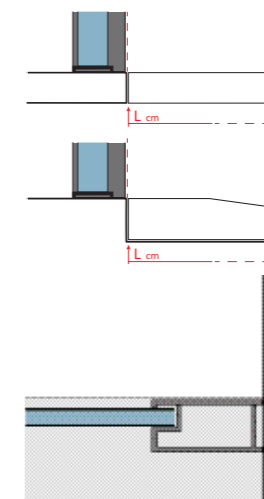
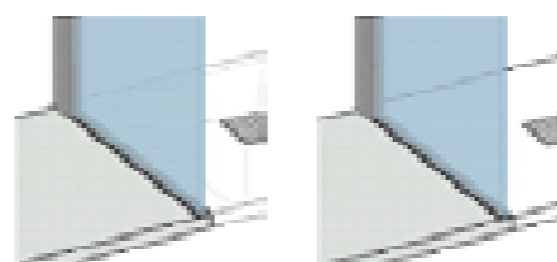
## A1 PROFILO ALL'INTERNO DELLO SPAZIO DOCCIA

PROFILE INSIDE THE SHOWER AREA



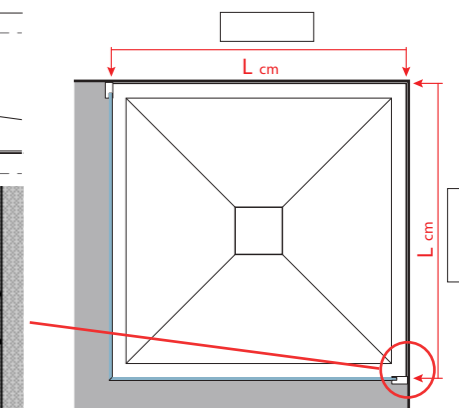
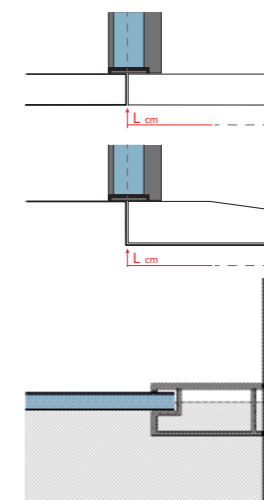
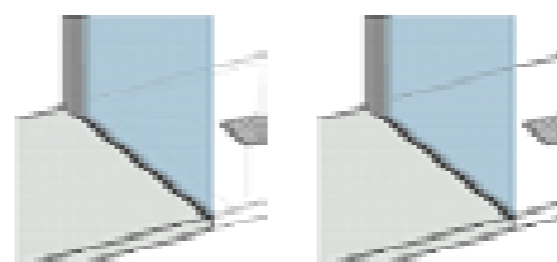
## A2 PROFILO ALL'ESTERNO DELLO SPAZIO DOCCIA

PROFILE OUTSIDE THE SHOWER AREA



## A3 FUGA A MEZZERIA DEL VETRO

GLASS OVER THE TILEGROUT




**IMPORTANTE !** In fase d'ordine, se necessario, specificare la tipologia di installazione speciale scelta tra quelle qui rappresentate, es. A1, A2, A3. Prima dell'ordine effettuare il corretto rilievo misure e verificare la perfetta verticalità delle pareti e planarità del piatto doccia o del pavimento. Vedi la sezione "Come si rilevano le misure" a pagina 24.

**IMPORTANT !** When ordering, specify the type of installation i.e.: A1, A2, A3. Before sending the order, take the measurements and check the good levels of walls and tray/floor. See "How to take measurements" section page 24.

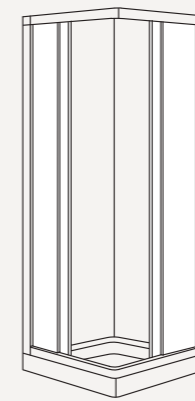




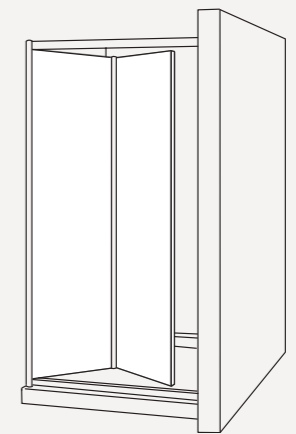




apertura battente  
hinged door



apertura scorrevole  
sliding door



apertura soffietto  
folding door

Vassily Kandinsky,





gruppo di scorrimento regolabile con doppio cuscinetto a sfera  
sistema di sgancio rapido applicato direttamente all'anta

*adjustable sliding block with twin wheels  
quick release system*



particolare di giunzione a 45° del modello angolo  
elemento di raccordo per fregio rettangolare a dentello

*detail of the 45° corner connection part  
cover plate for rectangular frieze*



### CARATTERISTICHE FEATURES

-  ALTEZZA PARETI DOCCIA  
SHOWER DOOR HEIGHT
-  SPESSORE LASTRA  
GLASS DEPTH
-  REVERSIBILE  
REVERSIBLE

### INFO TECNICHE TECHNICAL INFORMATION

-  REGOLAZIONE FUORI SQUADRO  
OFF-SQUARE REGULATION
-  ESTENSIBILITÀ 3/6  
EXSTENSIBILITY 3/6
-  SGANCIO RAPIDO  
QUICK-RELEASE
-  PROFILO MANIGLIA  
HANDLE PROFILE
-  PROFILO MAGNETICO  
MAGNETIC PROFILE
-  MISURE SPECIALI  
SPECIAL SIZES

#### Finiture profili


##### COLORE



20  
RAL 9010

#### Profiles finishing

##### ABITAT



24  
Tbrill®

##### VOGUE

#### Vetri



30  
Trasparente



34  
StampatoC

#### Glasses

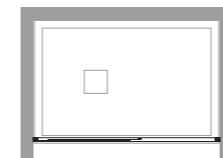
#### Decografia

#### Decoprinting

### installazioni previste allowed installations

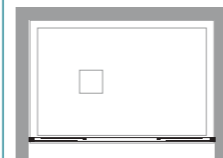
#### in nicchia

DN-PSC

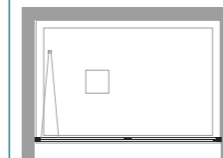


#### niche

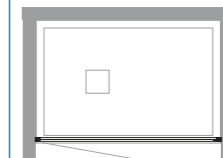
DN-PSC2



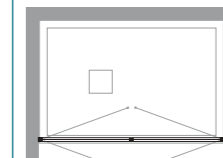
DN-PSO



DN-PGI




DN-PSA2



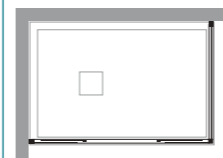
#### ad angolo

DN-PSC+DN-F




#### corner

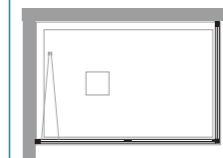
DN-PSC2+DN-F



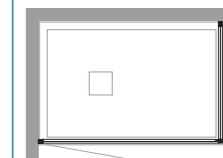
DN-ASC+DN-ASC



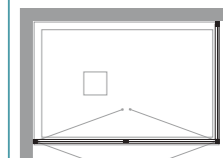
DN-PSO+DN-F



DN-PGI+DN-F




DN-PSA2+DN-F



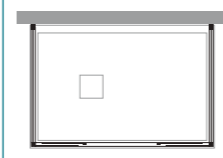
#### a tre lati

DN-PSC+2xDN-F

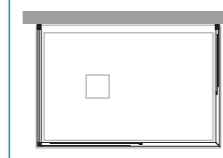


#### three sides

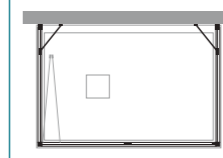
DN-PSC2+2xDN-F



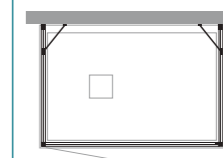
2xDN-ASC+DN-F



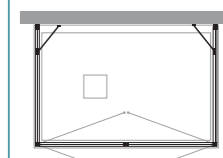
DN-PSO+2xDN-F (\*)



DN-PGI+2xDN-F (\*)

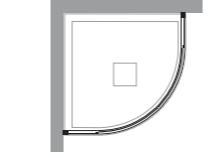


DN-PSA2+2xDN-F (\*)



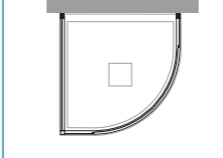
#### semicircolari

DN-T55

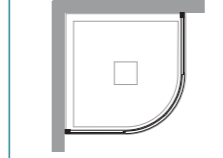


#### quadrant

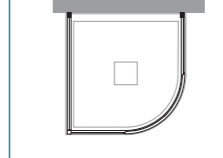
DN-T55+DN-F



DN-T38/GI38



DN-T38/GI38+DN-F



#### importante

ordini per pareti doccia speciali inoltrati senza relativo disegno **NON** vengono prodotti


orders for special shower walls forwarded without related design are **NOT** produced

#### important

(\*) coppia di sostegni obbligatori per installazioni a tre lati

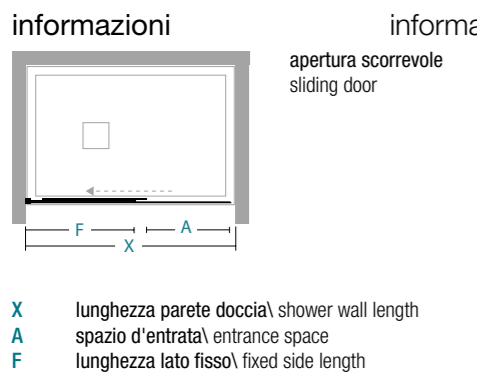
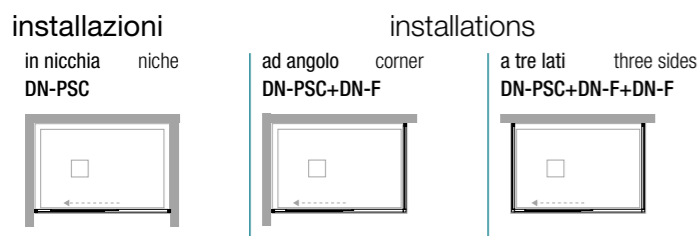
(\*) mandatory of couple of supports for three sides installation





incluso      included

disponibile      available



	X	A	F						
96-102	41	48						1	28
106-112	46	53						1	31
116-122	51	58						1	33
126-132	56	63						2	36
136-142	61	68						2	39
146-152	61	78						2	41
156-162	61	88						2	44

**Misure standard**      Standard sizes

Codice Code	estensibilità extension	Finiture profili Profiles finishing	30	34
13P010100	96-102	RAL 9010 Tbrill®	---	---
13P010110	106-112	RAL 9010 Tbrill®	---	---
13P010120	116-122	RAL 9010 Tbrill®	---	---
13P010130	126-132	RAL 9010 Tbrill®	---	---
13P010140	136-142	RAL 9010 Tbrill®	---	---
13P010150	146-152	RAL 9010 Tbrill®	---	---
13P010160	156-162	RAL 9010 Tbrill®	---	---

**Misure speciali L / H**      Special sizes L / H

Codice Code	su misura bespoke	Finiture profili Profiles finishing	30	34
13P019001	90 < L < 100	RAL 9010 Tbrill®	---	---
13P019001	101 < L < 120	RAL 9010 Tbrill®	---	---
13P019001	121 < L < 140	RAL 9010 Tbrill®	---	---
13P019001	141 < L < 170	RAL 9010 Tbrill®	---	---

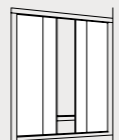
**attenzione**      warning

il prezzo della H speciale va trovato nella tabella Misure speciali L / H in base alla L della parete doccia

special price for H is to be found in Special sizes L / H as per L needed size

Misure speciali Special size	Disponibilità Availability	ricambi-Neverdrop-Spartan Spare parts
H max 200 cm	■ STOCK	558
L min 90 cm		550
L max 170 cm		560
Profilo di compensazione 3 cm Extension profile 3 cm	Set trattamento Neverdrop® set Neverdrop®	profili speciali special profiles
€ 35A080200	€ 36A010004	€ 36B010010

- supplementi**      supplements
- 05 acrilico satin
  - 06 atelier
  - 10 frozen
  - 11 flack
  - 12 reflex
  - 16 satinato
  - 29 fumé
  - 30 trasparente
  - 31 extrachiario
  - 32 cincillà
  - 34 stampato c



incluso

included



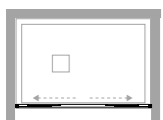
disponibile

available



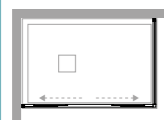
## installazioni

in nicchia niche  
DN-PSC2

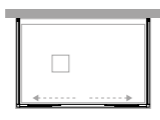


## installations

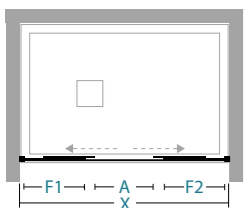
ad angolo corner  
DN-PSC2+DN-F



a tre lati three sides  
DN-PSC2+DN-F+DN-F



## informazioni



apertura scorrevole  
sliding door

## informations

X	A	F1/F2							
116-122	49	30,5						2	34
126-132	54	33						2	36
136-142	59	35,5						2	38
146-152	64	38						2	41
156-162	69	40,5						2	43
166-172	74	43						2	45
176-182	79	45,5						2	47

X lunghezza parete doccia\ shower wall length  
A spazio d'entrata\ entrance space  
F1/F2 lunghezza lato fisso\ fixed side length

## Misure standard

## Standard sizes

Codice Code	estensibilità extension	Finiture profili Profiles finishing	30	34
13P020120	116-122	RAL 9010 Tbrill®	---	---
13P020130	126-132	RAL 9010 Tbrill®	---	---
13P020140	136-142	RAL 9010 Tbrill®	---	---
13P020150	146-152	RAL 9010 Tbrill®	---	---
13P020160	156-162	RAL 9010 Tbrill®	---	---
13P020170	166-172	RAL 9010 Tbrill®	---	---
13P020180	176-182	RAL 9010 Tbrill®	---	---

## Misure speciali L / H

## Special sizes L / H

Codice Code	su misura bespoke	Finiture profili Profiles finishing	30	34
13P029001	100 < L < 120	RAL 9010 Tbrill®	---	---
13P029001	121 < L < 140	RAL 9010 Tbrill®	---	---
13P029001	141 < L < 160	RAL 9010 Tbrill®	---	---
13P029001	161 < L < 180	RAL 9010 Tbrill®	---	---

## attenzione

il prezzo della H speciale va trovato nella tabella Misure speciali L / H in base alla L della parete doccia

special price for H is to be found in Special sizes L / H as per L needed size

## warning

Misure speciali  
Special size

H max 200 cm  
L min 100 cm  
L max 180 cm

ricambi-Neverdrop-Spartan  
Spare parts 558

schede rilievo misure  
measurement form 550

schede installazione  
installation form 560

profili speciali  
special profiles 565

## supplementi

## supplements

Profilo di compensazione 3 cm  
Extension profile 3 cm

Set trattamento Neverdrop®  
set Neverdrop®

Sigillante SPARTAN®  
Sealant SPARTAN®

35A080200 € ---

36A010004 € ---

36B010010 € ---

05  
acrilico satin

06  
atelier

10  
frozen

11  
flack

12  
reflex

16  
satinato

29  
fumé

30  
trasparente

31  
extrachiario

32  
cincillà

34  
stampato c



incluso

included



disponibile

available



## installazioni

ad angolo corner  
DN-ASC+DN-ASC

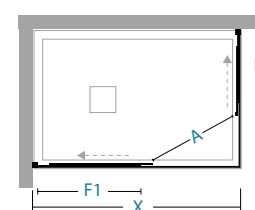


## installations

a tre lati three sides  
DN-ASC+DN-ASC+DN-F



## informazioni



apertura scorrevole  
sliding door

## informations

X / Y lunghezza parete doccia \ shower wall length  
A spazio d'entrata \ entrance space  
F1 / F2 lunghezza lato fisso \ fixed side length

X/Y	67-70	72-75	77-80	82-85	87-90	97-120	F1/F2		
67-70	A=38						33	1	19
72-75	A=40	A=41					35	1	20
77-80	A=42	A=43	A=45				38	1	22
82-85	A=44	A=45	A=47	A=49			40	1	23
87-90	A=46	A=47	A=49	A=51	A=52		43	1	24
97-100	A=49	A=50	A=52	A=53	A=55	A=58	48	1	28
117-120	A=49	A=50	A=52	A=53	A=55	A=58	68	1	33

## Misure standard

## Standard sizes

Codice Code	estensibilità extension	Finiture profili Profiles finishing	30	34
13A010070	67-70	RAL 9010 Tbrill®	---	---
13A010075	72-75	RAL 9010 Tbrill®	---	---
13A010080	77-80	RAL 9010 Tbrill®	---	---
13A010085	82-85	RAL 9010 Tbrill®	---	---
13A010090	87-90	RAL 9010 Tbrill®	---	---
13A010100	97-100	RAL 9010 Tbrill®	---	---
13A010120	117-120	RAL 9010 Tbrill®	---	---

## Misure speciali L / H

## Special sizes L / H

Codice Code	su misura bespoke	Finiture profili Profiles finishing	30	34
13A019001	45 < L < 60	RAL 9010 Tbrill®	---	---
13A019001	61 < L < 90	RAL 9010 Tbrill®	---	---
13A019001	91 < L < 120	RAL 9010 Tbrill®	---	---

## attenzione

specificare se montato a pavimento (vedi ... pag. ...)

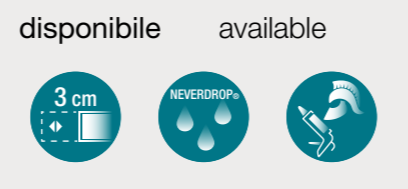
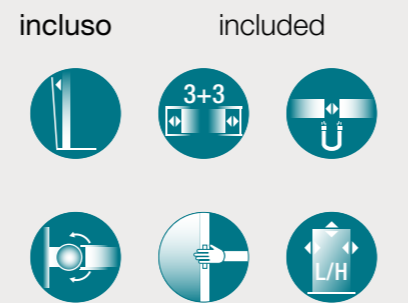
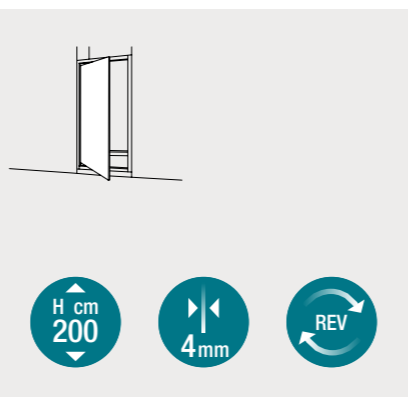
specify any floor installation (see ... page ...)

## warning

il prezzo della H speciale va trovato nella tabella Misure speciali L / H in base alla L della parete doccia

special price for H is to be found in Special sizes L / H as per L needed size

Misure speciali Special size	Disponibilità Availability	ricambi-Neversdrop-Spartan Spare parts
H max 200 cm	STOCK	558
L min 45 cm		550
L max 120 cm		560
Profilo di compensazione 3 cm Extension profile 3 cm	Set trattamento Neverdrop® set Neverdrop®	profili speciali special profiles 565
35A080200	36A010004	36B010010



### Misure standard

### Standard sizes

Codice Code	estensibilità extension	Finiture profili Profiles finishing	30	34
13P030070	66-72	RAL 9010 Tbrill®	---	---
13P030075	71-77	RAL 9010 Tbrill®	---	---
13P030080	76-82	RAL 9010 Tbrill®	---	---
13P030085	81-87	RAL 9010 Tbrill®	---	---
13P030090	86-92	RAL 9010 Tbrill®	---	---
13P030100	94-100	RAL 9010 Tbrill®	---	---

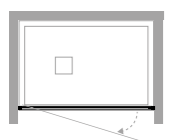
### Misure speciali L / H

### Special sizes L / H

Codice Code	su misura bespoke	Finiture profili Profiles finishing	30	34
13P039001	50 < L < 60	RAL 9010 Tbrill®	---	---
13P039001	61 < L < 80	RAL 9010 Tbrill®	---	---
13P039001	81 < L < 100	RAL 9010 Tbrill®	---	---

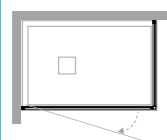
### installazioni

in nicchia niche  
DN-PGI

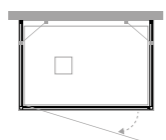


### installations

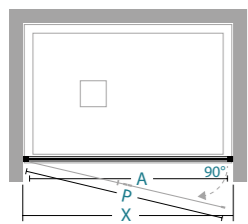
ad angolo corner  
DN-PGI+DN-F



a tre lati three sides  
DN-PGI+DN-F+DN-F



### informazioni



apertura scorrevole  
sliding door

### informations

X	A	P	I							
66-72	45	46	12					1	21	
71-77	50	51	12					1	22	
76-82	55	56	12					1	23	
81-87	60	61	12					1	24	
86-92	57	58	20					1	25	
94-100	59	60	26					1	27	

X lunghezza parete doccia\ shower wall length  
A spazio d'entrata\ entrance space  
P lunghezza porta\ door length  
I ingombro interno\ internal dimensions

### attenzione

coppia di sostegni obbligatori per installazioni a tre lati

mandatory of couple of supports for three sides installation

### warning

il prezzo della H speciale va trovato nella tabella Misure speciali L / H in base alla L della parete doccia

special price for H is to be found in Special sizes L / H as per L needed size

Misure speciali  
Special size

H max 200 cm  
L min 50 cm  
L max 100 cm

Disponibilità  
Availability

STOCK

ricambi-Neversdrop-Spartan  
Spare parts 558

schede rilievo misure  
measurement form 550

schede installazione  
installation form 560

profili speciali  
special profiles 565

### supplementi

Profilo di compensazione 3 cm  
Extension profile 3 cm

€ ---

Set trattamento Neverdrop®  
set Neverdrop®

€ ---

36A010004

Sigillante SPARTAN®  
Sealant SPARTAN®

€ ---

36B010010

Supporto regolabile 100 cm  
Adjustable bar 100 cm

€ ---

36S117002

05 acrilico satin 06 atelier 10 frozen 11 flack 12 reflex 16 satinato 29 fumé 30 trasparente 31 extrachiario 32 cincillà 34 stampato c





incluso

included

disponibile

available

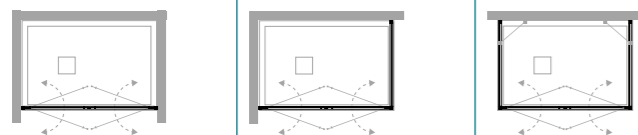
Misure standard		Standard sizes		
Codice Code	estensibilità extension	Finiture profili Profiles finishing	30	34
13P050070	66-72	RAL 9010 Tbrill®	---	---
13P050075	71-77	RAL 9010 Tbrill®	---	---
13P050080	76-82	RAL 9010 Tbrill®	■	---
13P050085	81-87	RAL 9010 Tbrill®	---	---
13P050090	86-92	RAL 9010 Tbrill®	■	---
13P050100	96-102	RAL 9010 Tbrill®	■	---
13P050120	116-122	RAL 9010 Tbrill®	---	---

Misure speciali L / H		Special sizes L / H		
Codice Code	su misura bespoke	Finiture profili Profiles finishing	30	34
13P059001	45 < L < 60	RAL 9010 Tbrill®	---	---
13P059001	61 < L < 90	RAL 9010 Tbrill®	---	---
13P059001	91 < L < 120	RAL 9010 Tbrill®	---	---

installazioni  
in nicchia niche  
DN-PSA2

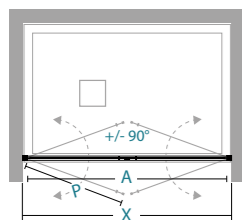
installations  
ad angolo corner  
DN-PSA2+DN-F

a tre lati three sides  
DN-PSA2+DN-F+DN-F



informazioni

apertura saloon  
saloon door



X lunghezza parete doccia\ shower wall length  
A spazio d'entrata\ entrance space  
P lunghezza porta\ door length

X	A	P							
66-72	46	22						1	21
71-77	51	24,5						1	22
76-82	56	27						1	23
81-87	61	28,5						1	24
86-92	66	32						1	25
96-102	76	37						1	28
116-122	76	37						1	33

attenzione

warning

coppia di sostegni obbligatori per installazioni a tre lati

il prezzo della H speciale va trovato nella tabella Misure speciali L / H in base alla L della parete doccia

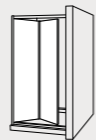
mandatory of couple of supports for three sides installation

special price for H is to be found in Special sizes L / H as per L needed size

Misure speciali Special size	Disponibilità Availability	ricambi-Neverdrop-Spartan Spare parts
H max 200 cm	■	558
L min 45 cm		550
L max 120 cm		560

supplementi		supplements			
Profilo di compensazione 3 cm Extension profile 3 cm	Set trattamento Neverdrop® set Neverdrop®	Sigillante SPARTAN® Sealant SPARTAN®	Supporto regolabile 100 cm Adjustable bar 100 cm	profili speciali special profiles	565
35A080200	€ ---	36A010004	€ ---	36B010010	€ ---
			36S117002		€ ---

05 acrilico satin    06 atelier    10 frozen    11 flack    12 reflex    16 satinato    29 fumé    30 trasparente    31 extrachiario    32 cincillà    34 stampato c



incluso

included



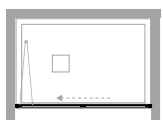
disponibile

available



### installazioni

in nicchia niche  
DN-PSO

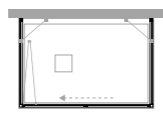


### installations

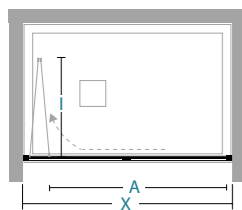
ad angolo corner  
DN-PSO+DN-F



a tre lati three sides  
DN-PSO+DN-F+DN-F



### informazioni



apertura scorrevole  
sliding door

### informations

X	A	I										nr	Kg max
66-72	52	32										1	20
71-77	57	34,5										1	21
76-82	62	37										1	22
81-87	67	39,5										1	23
86-92	72	42										1	24
94-100	80	46										1	26

X lunghezza parete doccia\ shower wall length  
A spazio d'entrata\ entrance space  
I ingombro interno\ internal dimensions

### Misure standard

### Standard sizes

Codice Code	estensibilità extension	Finiture profili Profiles finishing	30	34
13P040070	66-72	RAL 9010 Tbrill®	---	---
13P040075	71-77	RAL 9010 Tbrill®	---	---
13P040080	76-82	RAL 9010 Tbrill®	---	---
13P040085	81-87	RAL 9010 Tbrill®	---	---
13P040090	86-92	RAL 9010 Tbrill®	---	---
13P040100	94-100	RAL 9010 Tbrill®	---	---

### Misure speciali L / H

### Special sizes L / H

Codice Code	su misura bespoke	Finiture profili Profiles finishing	30	34
13P049001	50 < L < 60	RAL 9010 Tbrill®	---	---
13P049001	61 < L < 80	RAL 9010 Tbrill®	---	---
13P049001	81 < L < 100	RAL 9010 Tbrill®	---	---

### attenzione

coppia di sostegni obbligatori per installazioni a tre lati

mandatory of couple of supports for three sides installation

### warning

il prezzo della H speciale va trovato nella tabella Misure speciali L / H in base alla L della parete doccia

special price for H is to be found in Special sizes L / H as per L needed size

Misure speciali  
Special size

H max 200 cm  
L min 50 cm  
L max 100 cm

Disponibilità  
Availability

STOCK

ricambi-Neverdrop-Spartan  
Spare parts 558

schede rilievo misure  
measurement form 550

schede installazione  
installation form 560

profili speciali  
special profiles 565

### supplementi

### supplements


Profilo di compensazione 3 cm  
Extension profile 3 cm

Set trattamento Neverdrop®  
set Neverdrop®

Sigillante SPARTAN®  
Sealant SPARTAN®

Supporto regolabile 100 cm  
Adjustable bar 100 cm

	€		€		€		€
35A080200	---	36A010004	---	36B010010	---	36S117002	---



incluso

included



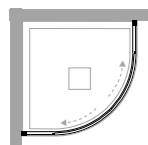
disponibile

available



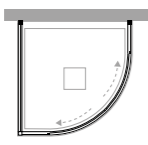
## installazioni

ad angolo  
DN-T55

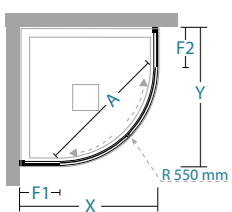


## installations

a tre lati  
DN-T55+DN-F



## informazioni



## informations

apertura scorrevole  
sliding door

X/Y	A	F1/F2								
77-80	41	23							2	35
87-90	52	33							2	39

X / Y lunghezza parete doccia \ shower wall length  
A spazio d'entrata \ entrance space  
F1 / F2 lunghezza lato fisso \ fixed side length

## Misure standard

## Standard sizes

Codice Code	estensibilità extension	Finiture profili Profiles finishing	30	34
13T010080	77-80	RAL 9010 Tbrill®	---	---
13T010090	87-90	RAL 9010 Tbrill®	---	---

## Misure speciali L

## Special sizes L

Codice Code	su misura bespoke	Finiture profili Profiles finishing	30	34
13T019001	70 < L < 76	RAL 9010 Tbrill®	---	---
13T019001	77 < L < 86	RAL 9010 Tbrill®	---	---
13T019001	87 < L < 100	RAL 9010 Tbrill®	---	---
13T019001	101 < L < 120	RAL 9010 Tbrill®	---	---

## attenzione

installazione su piatto doccia  
semicircolare raggio 55 cm

installation on quadrant  
shower tray radius 55 cm

## warning

il prezzo delle misure speciali  
è inteso per lato

special sizes: prices are to be  
intended for one side

il prezzo della L speciale va  
trovato nella tabella Misure  
speciali L in base alla L della  
parete doccia

special price for L is to be  
found in **Special sizes L** as  
per L needed size

Misure speciali  
Special size

L min 70 cm  
L max 120 cm

Disponibilità  
Availability

STOCK

ricambi-Neversdrop-Spartan  
Spare parts

558

schede rilievo misure  
measurement form

550

schede installazione  
installation form

560

profili speciali  
special profiles

565

## supplementi

Profilo di compensazione 3 cm  
Extension profile 3 cm

€ ---

## supplements

Set trattamento Neverdrop®  
set Neverdrop®

€ ---

Sigillante SPARTAN®  
Sealant SPARTAN®

€ ---

05  
acrilico satin

06  
atelier

10  
frozen

11  
flack

12  
reflex

16  
satinato

29  
fume

30  
trasparente

31  
extrachiario

32  
cincillà

34  
stampato c



incluso

included



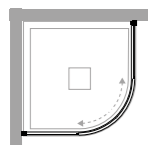
disponibile

available



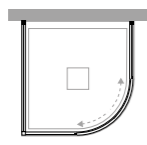
## installazioni

ad angolo  
DN-T38

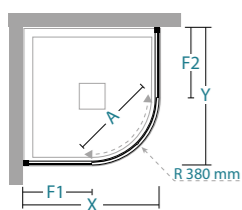


## installations

a tre lati  
DN-T38+DN-F



## informazioni



## informations

apertura scorrevole  
sliding door

X/Y	A	F1/F2							
72-75	45	31						2	34

X/Y lunghezza parete doccia\ shower wall length  
A spazio d'entrata\ entrance space  
F1 / F2 lunghezza lato fisso\ fixed side length

## Misure standard

## Standard sizes

Codice Code	estensibilità extension	Finiture profili Profiles finishing	30	34
13T010075	72-75	RAL 9010 Tbrill®	---	---

## Misure speciali L

## Special sizes L

Codice Code	su misura bespoke	Finiture profili Profiles finishing	30	34
13T019002	60 < L < 71	RAL 9010 Tbrill®	---	---
13T019002	72 < L < 90	RAL 9010 Tbrill®	---	---
13T019002	91 < L < 120	RAL 9010 Tbrill®	---	---

## attenzione

DN-T38 di serie con le due porte di uguale dimensione

DN-T38 di serie con le due porte di uguale dimensione

## warning

installazione su piatto doccia semicircolare 75x75 raggio 38 cm

installation on quadrant shower tray 75x75 radius 38 cm

il prezzo delle misure speciali è inteso per lato

special sizes: prices are to be intended for one side

il prezzo della L speciale va trovato nella tabella Misure speciali L in base alla L della parete doccia

special price for L is to be found in Special sizes L as per L needed size

Misure speciali  
Special size

L min 60 cm  
L max 120 cm

Disponibilità  
Availability

STOCK

ricambi-Neverdrop-Spartan  
Spare parts

558

schede rilievo misure  
measurement form

550

schede installazione  
installation form

560

profili speciali  
special profiles

565

## supplementi

Profilo di compensazione 3 cm  
Extension profile 3 cm

€ ---

Set trattamento Neverdrop®  
set Neverdrop®

€ ---

## supplements

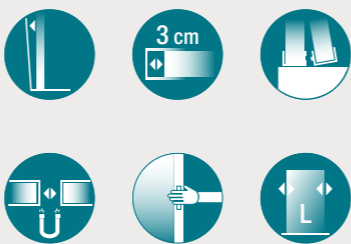
Sigillante SPARTAN®  
Sealant SPARTAN®

€ ---

05 acrilico satin 06 atelier 10 frozen 11 flack 12 reflex 16 satinato 29 fumé 30 trasparente 31 extrachiaro 32 cincillà 34 stampato c



incluso included

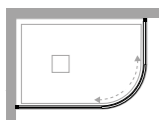


disponibile available



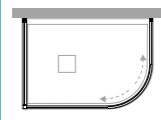
## installazioni

ad angolo corner  
DN-GI38

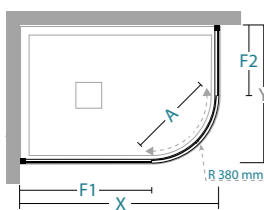


## installations

a tre lati three sides  
DN-GI38+DN-F



## informazioni



apertura scorrevole sliding door

## informations

X	Y	A	F1	F2					
87-90	67-70	43	46	26					

X / Y lunghezza parete doccia \ shower wall length  
A spazio d'entrata \ entrance space  
F1 / F2 lunghezza lato fisso \ fixed side length

## Misure standard

Codice Code	estensibilità extension	Finiture profili Profiles finishing	30	34
13T020001	67-70/87-90	RAL 9010 Tbrill®	---	---

## Standard sizes

## Misure speciali L

Codice Code	su misura bespoke	Finiture profili Profiles finishing	30	34
13T029001	60 < L < 66	RAL 9010 Tbrill®	---	---
13T029001	67 < L < 86	RAL 9010 Tbrill®	---	---
13T029001	87 < L < 100	RAL 9010 Tbrill®	---	---
13T029001	101 < L < 120	RAL 9010 Tbrill®	---	---

## Special sizes L

## attenzione

installazione su piatto doccia semicircolare raggio 38 cm

installation on quadrant shower tray radius 38 cm

## warning

il prezzo delle misure speciali è inteso per lato

special sizes: prices are to be intended for one side

il prezzo della L speciale va trovato nella tabella Misure speciali L in base alla L della parete doccia

special price for L is to be found in Special sizes L as per L needed size

Misure speciali Special size

L min 60 cm  
L max 120 cm

Disponibilità Availability

STOCK

ricambi-Neverdrop-Spartan Spare parts

558

schede rilievo misure measurement form

550

schede installazione installation form

560

profili speciali special profiles

565

## supplementi

Profilo di compensazione 3 cm Extension profile 3 cm

€ ---

## supplements

Set trattamento Neverdrop® set Neverdrop®

€ ---

Sigillante SPARTAN® Sealant SPARTAN®

€ ---

05 acrilico satin 06 atelier 10 frozen 11 flack 12 reflex 16 satinato 29 fumé 30 trasparente 31 extrachiario 32 cincillà 34 stampato c



incluso

included



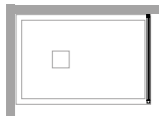
disponibile

available




## installazioni

ad angolo  
corner  
(\*)

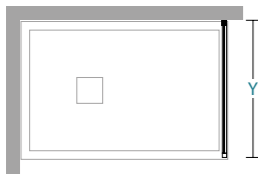


## installations

a tre lati  
three sides  
(\*)



## informazioni



Y lunghezza parete doccia \ shower wall length

## informations

Y											
67-70										1	18
72-75										1	19
77-80										1	20
82-85										1	21
87-90										1	22
97-100										1	25
117-120										1	29

## Misure standard

## Standard sizes

Codice Code	estensibilità extension	Finiture profili Profiles finishing	30	34
13F010070	67-70	RAL 9010 Tbrill®	---	---
13F010075	72-75	RAL 9010 Tbrill®	---	---
13F010080	77-80	RAL 9010 Tbrill®	---	---
13F010085	82-85	RAL 9010 Tbrill®	---	---
13F010090	87-90	RAL 9010 Tbrill®	---	---
13F010100	97-100	RAL 9010 Tbrill®	---	---
13F010120	117-120	RAL 9010 Tbrill®	---	---

## Misure speciali L / H

## Special sizes L / H

Codice Code	(**)	su misura bespoke	Finiture profili Profiles finishing	30	34
13F019001		12 < L < 60	RAL 9010 Tbrill®	---	---
13F019001		61 < L < 80	RAL 9010 Tbrill®	---	---
13F019001		81 < L < 100	RAL 9010 Tbrill®	---	---
13F019001		101 < L < 120	RAL 9010 Tbrill®	---	---

## attenzione

(\*) DN-F è abbinabile a tutte le pareti doccia DN- PSC, PSC2, ASC, PSO, PGI, PSA2, T55, T38, GI38

(\*) DN-F to match all shower enclosures DN- PSC, PSC2, ASC, PSO, PGI, PSA2, T55, T38, GI38

## warning

installazione speciale su muretto sostituire il cod. 13F019001 con il cod. 13F019002

special installation on low wall: substitute code 13F019001 with code 13F019002

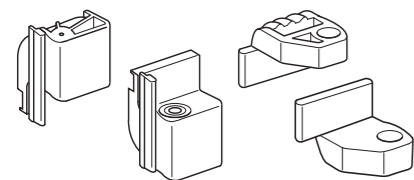
specificare se montato a pavimento (vedi ... pag. ...)

specify any floor installation (see ... page ...)

il prezzo della H speciale va trovato nella tabella Misure speciali L / H in base alla L della parete doccia

special price for H is to be found in Special sizes L / H as per L needed size

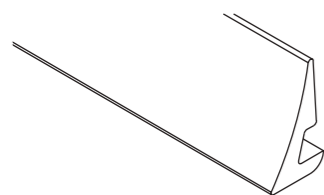
Misure speciali Special size	Disponibilità Availability					ricambi-Neverdrop-Spartan Spare parts
H max 200 cm L min 12 cm L max 120 cm	STOCK					558
						schede rilievo misure measurement form
						550
						schede installazione installation form
						560
						profili speciali special profiles
						565
Profilo di compensazione 3 cm Extension profile 3 cm	Set trattamento Neverdrop® set Neverdrop®	Sigillante SPARTAN® Sealant SPARTAN®				
35A080200	€ ---	36A010004	€ ---	36B010010	€ ---	



Perni e pattini per DN-PSO  
*Pivots and gliders for DN-PSO*

Codice Code	N° pezzi N° pieces
----------------	-----------------------

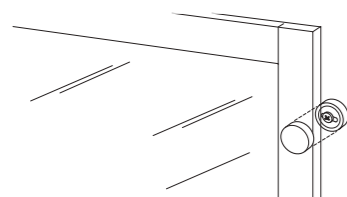
37R019042	2 + 2
-----------	-------



Guarnizione fermavetro per vetro L 60 m  
*Rubber seal for glass L 60 m*

Codice Code	N° pezzi N° pieces
----------------	-----------------------

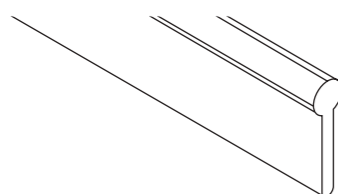
37R019075	1
-----------	---



Viteria fissaggio profili - Tbrill® / Ral9010  
*Screws for profiles fixing - Tbrill® / Ral9010*

Codice Code	N° pezzi N° pieces
----------------	-----------------------

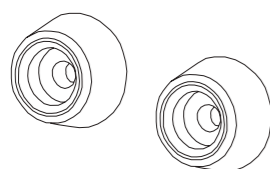
37R019112	1
-----------	---



Guarnizione per porta DN-PGI e DN-PSA2 L 100  
*Seal for door DN-PGI and DN-PSA2 L 100*

Codice Code	N° pezzi N° pieces
----------------	-----------------------

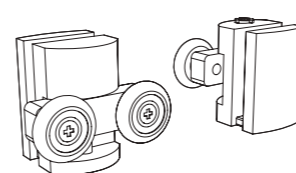
37R019116	1
-----------	---



Tappi finecorsa  
*Caps for shock absorber*

Codice Code	N° pezzi N° pieces
----------------	-----------------------

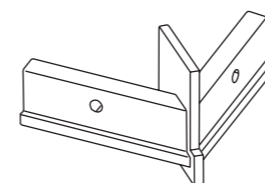
37R019320	2
-----------	---



Carrelli  
*Wheels*

Codice Code	N° pezzi N° pieces
----------------	-----------------------

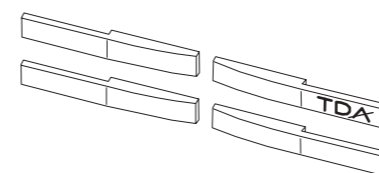
37R019351	2 + 2
-----------	-------



Raccordo angolare - Tbrill® / Ral9010  
*Corner connection - Tbrill® / Ral9010*

Codice Code	N° pezzi N° pieces
----------------	-----------------------

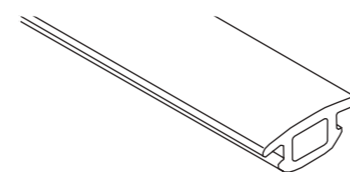
37R019352	2
-----------	---



Raccordi - Tbrill® / Ral9010  
*Connection parts - Tbrill® / Ral9010*

Codice Code	N° pezzi N° pieces
----------------	-----------------------

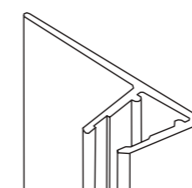
37R019353	4
-----------	---



Guarnizione PVC per binari L 100 - Grigio / Ral9010  
*PVC seal for rails L 100 - Grey / Ral9010*

Codice Code	N° pezzi N° pieces
----------------	-----------------------

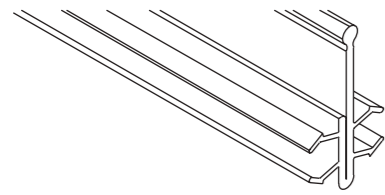
37R019354	1
-----------	---



Guarnizione verticale pinna perpendicolare 20 mm L 192  
*Vertical fin seal 20 mm L 192*

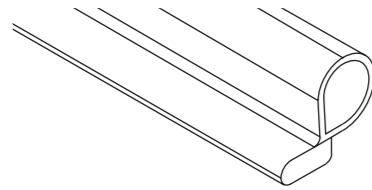
Codice Code	N° pezzi N° pieces
----------------	-----------------------

37R019355	1
-----------	---



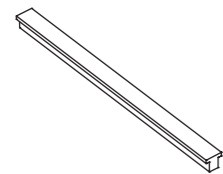
Guarnizione centrale per DN-PSO - Grigio / Ral9010  
Central seal for DN-PSO - Grey / Ral9010

Codice Code	N° pezzi N° pieces
37R019356	1



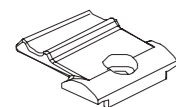
Guarnizione laterale per DN-PSO  
Side seal for DN-PSO

Codice Code	N° pezzi N° pieces
37R019357	1



Maniglia per DN-PSO - Tbrill® / Ral9010  
Handle for DN-PSO - Tbrill® / Ral9010

Codice Code	N° pezzi N° pieces
37R019358	1



Chiusura ante per DN-PSA2  
Door closing for DN-PSA2

Codice Code	N° pezzi N° pieces
37R019362	1



Art. **36A010004**

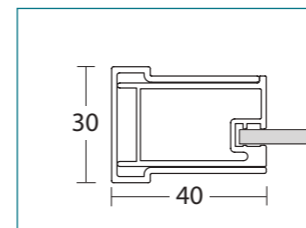
trattamento NEVERDROP®  
treatment NEVERDROP®



Art. **36B010010**

sigillante cristallino SPARTAN®  
sealant SPARTAN®

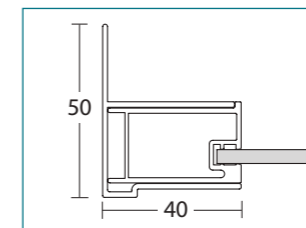
### Profili Profiles



per/for **DN: ASC - T55 - T38**  
**- GI38**

profilo a muro **1401** + schienale  
**1402**

wall profile **1401** + vertical profile  
**1402**



per/for **DN: PSC - PSC2 - PSO**  
**- PGI - PSA2**

profilo a muro **1406** + schienale  
**1402**

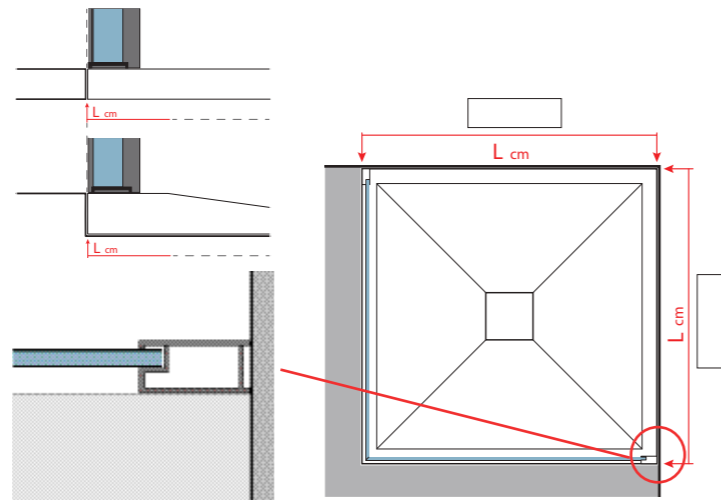
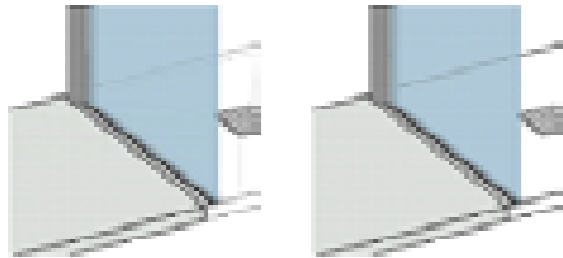
wall profile **1406** + vertical profile  
**1402**



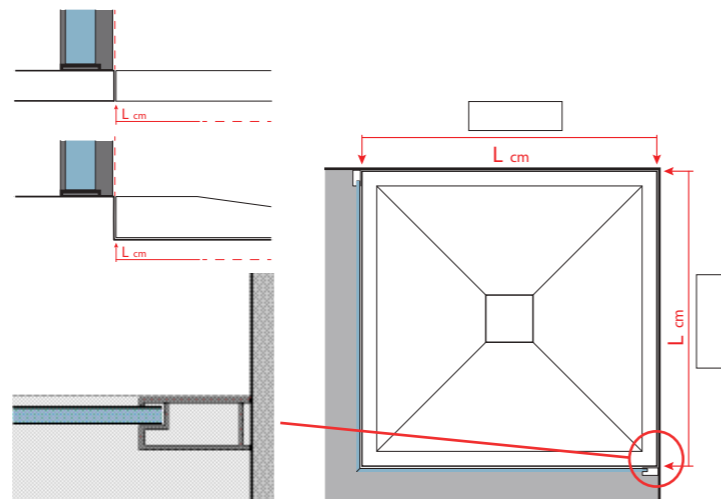
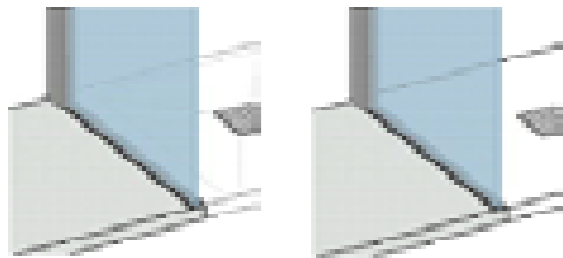
# Dino

Installazione a pavimento o con piatto doccia incassato a filo pavimento  
 Floor installation or with built-in shower tray flush with the floor

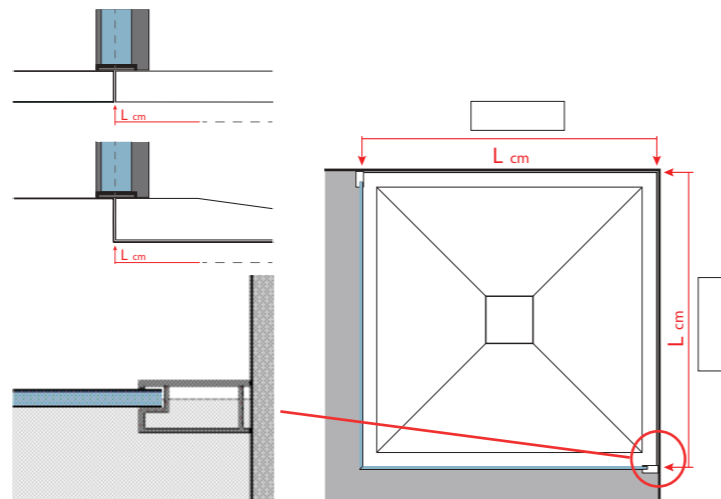
## A1 PROFILO ALL'INTERNO DELLO SPAZIO DOCCIA PROFILE INSIDE THE SHOWER AREA



## A2 PROFILO ALL'ESTERNO DELLO SPAZIO DOCCIA PROFILE OUTSIDE THE SHOWER AREA



## A3 FUGA A MEZZERIA DEL VETRO GLASS OVER THE TILEGROUT



**IMPORTANTE !** In fase d'ordine, se necessario, specificare la tipologia di installazione speciale scelta tra quelle qui rappresentate, es. A1, A2, A3.  
 Prima dell'ordine effettuare il corretto rilievo misure e verificare la perfetta verticalità delle pareti e planarità del piatto doccia o del pavimento.  
 Vedi la sezione "Come si rilevano le misure" a pagina 24.

**IMPORTANT !** When ordering, specify the type of installation i.e.: A1, A2, A3.  
 Before sending the order, take the measurements and check the good levels of walls and tray/floor.  
 See "How to take measurements" section page 24.





CON TELAIO

SPADO





CON TELAIO




gruppo di scorrimento regolabile con doppio cuscinetto a sfera  
fermo centrale per modello apertura saloon  
sistema di sgancio rapido applicato direttamente all'anta


*adjustable sliding block with twin wheels  
central stop for saloon door  
quick release system*



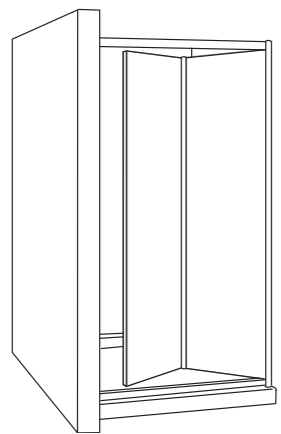
SPADO



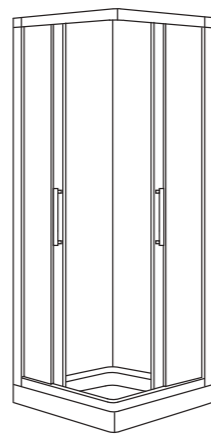
Vassily Kandinsky, dimensione immagine 2125 × 1334



apertura battente  
hinged door



apertura soffietto  
folding door



apertura scorrevole  
sliding door





### CARATTERISTICHE FEATURES

- H cm 190** ALTEZZA PARETI DOCCIA  
SHOWER DOOR HEIGHT
- 6 mm** SPESSORE LASTRA  
GLASS DEPTH
- REV** REVERSIBILE  
REVERSIBLE

### INFO TECNICHE TECHNICAL INFORMATION

- REGOLAZIONE FUORI SQUADRO**  
OFF-SQUARE REGULATION
- EST cm** ESTENSIBILITÀ 3/6  
EXTENSIBILITY 3/6
- SGANCIO RAPIDO**  
QUICK-RELEASE
- CHIUSURA MAGNETICA**  
MAGNETIC CLOSURE
- MANIGLIA ESTERNA / POMOLO INTERNO**  
EXTERNAL HANDLE / INTERNAL POMMEL
- L/H** MISURE SPECIALI  
SPECIAL SIZES

#### Finiture profili

##### COLORE



20  
RAL 9010

#### Profiles finishing

##### ABITAT



27  
Tcrom®

##### VOGUE

#### Vetri



30  
Trasparente



34  
Stampato C

#### Glasses


#### Decografia

#### Decoprinting

### installazioni previste allowed installations


#### in nicchia

SD-PSC

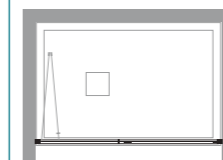


#### niche

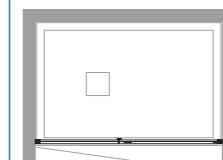
SD-PSC2



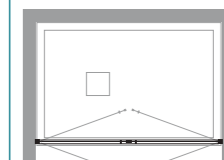
SD-PSO



SD-PGI




SD-PSA2



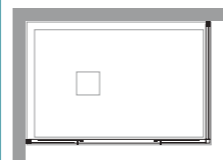
#### ad angolo

SD-PSC + SD-F




#### corner

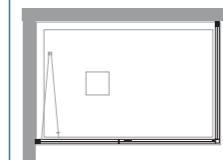
SD-PSC2 + SD-F



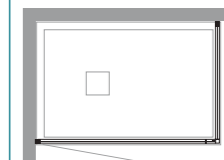
SD-ASC + SD-ASC



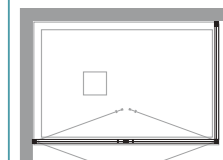
SD-PSO + SD-F



SD-PGI + SD-F

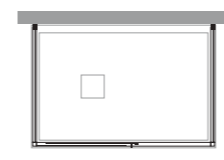


SD-PSA2 + SD-F



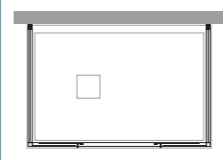
#### a tre lati

SD-PSC + 2 x SD-F

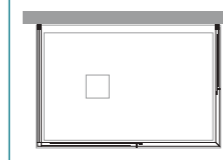


#### three sides

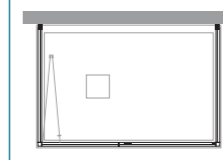
SD-PSC2 + 2 x SD-F



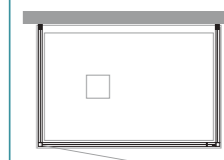
2 X SD-ASC + SD-F



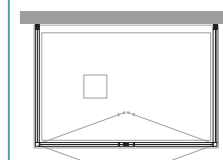
SD-PSO + 2 x SD-F



SD-PGI + 2 x SD-F



SD-PSA2 + 2 x SD-F




#### importante


ordini per pareti doccia speciali inoltrati senza relativo disegno **NON** vengono prodotti

#### important


orders for special shower walls forwarded without related design are **NOT** produced








H cm  
190





6 mm





REV


incluso      included

















disponibile      available

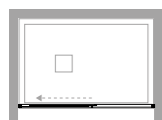






## installazioni

in nicchia    niche  
SD-PSC

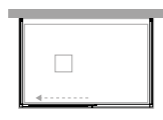


## installations

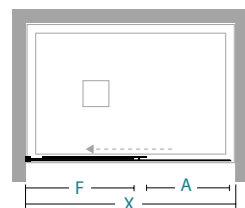
ad angolo    corner  
SD-PSC+SD-F



a tre lati    three sides  
SD-PSC+2xSD-F





## informazioni



apertura scorrevole  
sliding door

X    lunghezza parete doccia\ shower wall length  
A    spazio d'entrata\ entrance space  
F    lunghezza lato fisso\ fixed side length

## informations

X	A	F							
96-102	39	46						1	33
106-112	44	51						1	36
116-122	49	56						1	39
126-132	54	61						2	45
136-142	59	66						2	47
146-152	64	71						2	51
156-162	64	81						2	54
166-172	64	91						2	57
176-182	64	101						2	60

## Misure standard

Codice Code	estensibilità extension	Finiture profili Profiles finishing	30	34
06P100100	96-102	RAL 9010 Tbrill®	---	---
06P100110	106-112	RAL 9010 Tbrill®	---	---
06P100120	116-122	RAL 9010 Tbrill®	---	---
06P100130	126-132	RAL 9010 Tbrill®	---	---
06P100140	136-142	RAL 9010 Tbrill®	---	---
06P100150	146-152	RAL 9010 Tbrill®	---	---
06P100160	156-162	RAL 9010 Tbrill®	---	---
06P100170	166-172	RAL 9010 Tbrill®	---	---
06P100180	176-182	RAL 9010 Tbrill®	---	---

## Standard sizes

## Misure speciali L / H

Codice Code	su misura bespoke	Finiture profili Profiles finishing	30	34
06P109001	90 < L < 120	RAL 9010 Tbrill®	---	---
06P109001	121 < L < 150	RAL 9010 Tbrill®	---	---
06P109001	151 < L < 180	RAL 9010 Tbrill®	---	---

## Special sizes L / H

## attenzione

il prezzo della H speciale va trovato nella tabella Misure speciali L / H in base alla L della parete doccia

special price for H is to be found in Special sizes L / H as per L needed size

## warning

Misure speciali Special size	Disponibilità Availability	ricambi-Neverdrop-Spartan Spare parts
H max 190	STOCK	558
L min 90		550
L max 180		560

## supplementi

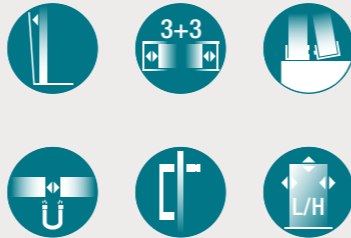
Profilo di compensazione 3 cm Extension profile 3 cm	Set trattamento Neverdrop® set Neverdrop®	Sigillante SPARTAN® Sealant SPARTAN®	profili speciali special profiles
35A010190	36A010004	36B010010	565

05    06    10    11    12    16    29    30    31    32    34  
acrilico satin    atelier    frozen    flack    reflex    satinato    fumé    trasparente    extrachiario    cincillà    stampato c





incluso included




disponibile available



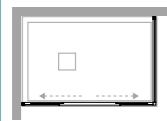
## installazioni

in nicchia niche  
SD-PSC2




## installations

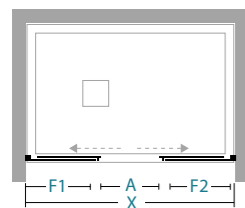
ad angolo corner  
SD-PSC2+SD-F



a tre lati three sides  
SD-PSC2+2xSD-F



## informazioni



apertura scorrevole  
sliding door

## informations

	X	A	F1/F2					nr	kg max
106-112	41	27						2	40
116-122	45	30						2	41
126-132	45	35						2	45
136-142	55	35						2	48
146-152	55	40						2	51
156-162	65	40						2	55
166-172	65	45						2	58
176-182	75	45						2	61

X lunghezza parete doccia\ shower wall length  
A spazio d'entrata\ entrance space  
F1 / F2 lunghezza lato fisso\ fixed side length

## Misure standard

Codice Code	estensibilità extension	Finiture profili Profiles finishing	30	34
06P120110	106-112	RAL 9010 Tbrill®	---	---
06P120120	116-122	RAL 9010 Tbrill®	---	---
06P120130	126-132	RAL 9010 Tbrill®	---	---
06P120140	136-142	RAL 9010 Tbrill®	---	---
06P120150	146-152	RAL 9010 Tbrill®	---	---
06P120160	156-162	RAL 9010 Tbrill®	---	---
06P120170	166-172	RAL 9010 Tbrill®	---	---
06P120180	176-182	RAL 9010 Tbrill®	---	---

## Standard sizes

## Misure speciali L / H

Codice Code	su misura bespoke	Finiture profili Profiles finishing	30	34
06P129001	90 < L < 120	RAL 9010 Tbrill®	---	---
06P129001	121 < L < 150	RAL 9010 Tbrill®	---	---
06P129001	151 < L < 180	RAL 9010 Tbrill®	---	---

## Special sizes L / H

## attenzione

il prezzo della H speciale va trovato nella tabella Misure speciali L / H in base alla L della parete doccia

special price for H is to be found in Special sizes L / H as per L needed size

## warning

Misure speciali  
Special size

H max 190  
L min 90  
L max 180

ricambi-Neverdrop-Spartan  
Spare parts 558

schede rilievo misure  
measurement form 550

schede installazione  
installation form 560

profili speciali  
special profiles 565

## supplementi

Profilo di compensazione 3 cm  
Extension profile 3 cm

€ ---

Set trattamento Neverdrop®  
set Neverdrop®

€ ---

## supplements

Sigillante SPARTAN®  
Sealant SPARTAN®

€ ---



incluso

included



disponibile

available



## Misure standard

## Standard sizes

Codice Code	estensibilità extension	Finiture profili Profiles finishing	30	34
06A100070	67-70	RAL 9010 Tbrill®	---	---
06A100075	72-75	RAL 9010 Tbrill®	---	---
06A100080	77-80	RAL 9010 Tbrill®	---	---
06A100090	87-90	RAL 9010 Tbrill®	---	---
06A100100	97-100	RAL 9010 Tbrill®	---	---
06A100120	117-120	RAL 9010 Tbrill®	---	---

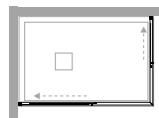
## Misure speciali L / H

## Special sizes L / H

Codice Code	su misura bespoke	Finiture profili Profiles finishing	30	34
06A109001	45 < L < 60	RAL 9010 Tbrill®	---	---
06A109001	61 < L < 90	RAL 9010 Tbrill®	---	---
06A109001	91 < L < 120	RAL 9010 Tbrill®	---	---


## installazioni

ad angolo corner  
SD-ASC+SD-ASC

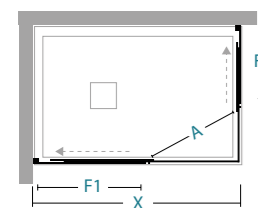


## installations

a tre lati three sides  
2xSD-ASC+SD-F



## informazioni



apertura scorrevole sliding door

## informations

X/Y	67-70	72-75	77-80	87-90	97-100	117-120	F1/F2	10	15
67-70	A=36						32	1	23
72-75	A=38	A=39					35	1	24
77-80	A=40	A=41	A=43				38	1	26
87-90	A=44	A=45	A=47	A=50			43	1	29
97-100	A=44	A=45	A=47	A=50	A=50		52	1	33
117-120	A=44	A=45	A=47	A=50	A=50	A=50	72	1	40

X/Y lunghezza parete doccia\ shower wall length  
A spazio d'entrata\ entrance space  
F1/F2 lunghezza lato fisso\ fixed side length

## attenzione

il prezzo della H speciale va trovato nella tabella Misure speciali L / H in base alla L della parete doccia

special price for H is to be found in Special sizes L / H as per L needed size

## warning

Misure speciali Special size	Disponibilità Availability	ricambi-Neverdrop-Spartan Spare parts
H max 190	STOCK	558
L min 45		550
L max 120		560

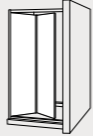
## supplementi

## supplements

Profilo di compensazione 3 cm Extension profile 3 cm	Set trattamento Neverdrop® set Neverdrop®	Sigillante SPARTAN® Sealant SPARTAN®	profili speciali special profiles
35A010190 € ---	36A010004 € ---	36B010010 € ---	565

05 acrilico satin	06 atelier	10 frozen	11 flack	12 reflex	16 satinato	29 fumé	30 trasparente	31 extrachiario	32 cincillà	34 stampato c
-------------------	------------	-----------	----------	-----------	-------------	---------	----------------	-----------------	-------------	---------------








H cm  
190




6 mm



REV


incluso      included



IN/OUT



3+3



L/H

disponibile      available



3 cm



NEVERDROP®



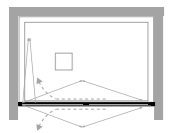
SPARTAN®

Misure standard		Standard sizes		
Codice Code	estensibilità extension	Finiture profili Profiles finishing	30	34
06P140070	66-72	RAL 9010 Tbrill®	---	---
06P140075	71-77	RAL 9010 Tbrill®	---	---
06P140080	76-82	RAL 9010 Tbrill®	---	---
06P140085	81-87	RAL 9010 Tbrill®	---	---
06P140090	86-92	RAL 9010 Tbrill®	---	---
06P140100	96-102	RAL 9010 Tbrill®	---	---

Misure speciali L / H		Special sizes L / H		
Codice Code	su misura bespoke	Finiture profili Profiles finishing	30	34
06P149001	60 < L < 80	RAL 9010 Tbrill®	---	---
06P149001	81 < L < 90	RAL 9010 Tbrill®	---	---
06P149001	91 < L < 100	RAL 9010 Tbrill®	---	---

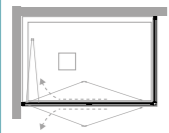
## installazioni

in nicchia    niche  
SD-PSO

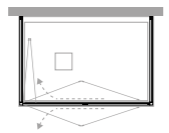


## installations

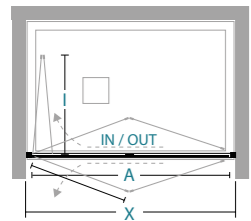
ad angolo    corner  
SD-PSO+SD-F



a tre lati    three sides  
SD-PSO+2xSD-F





## informazioni



X    lunghezza parete doccia\ shower wall length  
A    spazio d'entrata\ entrance space  
I    ingombro interno\ internal dimensions

## informations

X	A	I							
66-72	48	34						1	25
71-77	53	38						1	27
76-82	58	40						1	28
81-87	63	42						1	30
86-92	68	44						1	32
96-102	78	50						1	35

## attenzione

il prezzo della H speciale va trovato nella tabella Misure speciali L / H in base alla L della parete doccia

special price for H is to be found in Special sizes L / H as per L needed size

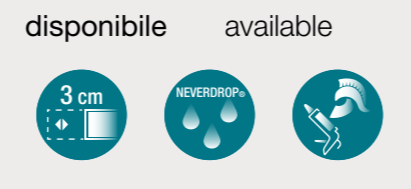
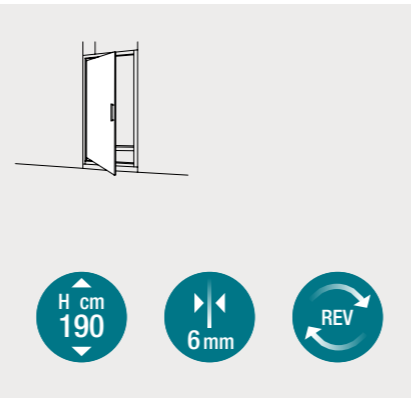
## warning

Misure speciali Special size	Disponibilità Availability				ricambi-Neverdrop-Spartan Spare parts
H max	190	■	STOCK		558
L min	60				schede rilievo misure measurement form
L max	100				550

## supplementi

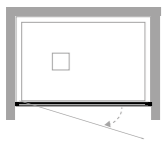
Profilo di compensazione 3 cm Extension profile 3 cm	Set trattamento Neverdrop® set Neverdrop®	Sigillante SPARTAN® Sealant SPARTAN®				schede installazione installation form
35A010190	36A010004	36B010010	€	€	€	560
---	---	---				profili speciali special profiles
						565

05    06    10    11    12    16    29    30    31    32    34  
acrilico satin    atelier    frozen    flack    reflex    satinato    fumé    trasparente    extrachiario    cincillà    stampato c



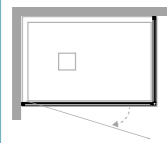
## installazioni

in nicchia niche  
SD-PGI

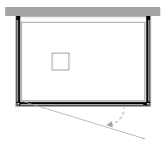


## installations

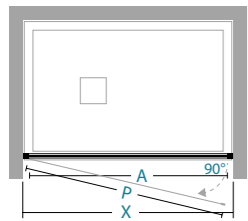
ad angolo corner  
SD-PGI+SP-F



a tre lati three sides  
SD-PGI+2xSD-F



## informazioni



apertura girevole  
turning door

## informations

X	A	P								
66-72	54	51							1	25
71-77	59	56							1	26
76-82	64	61							1	28
81-87	69	66							1	30
86-92	74	71							1	32

X lunghezza parete doccia\ shower wall length  
A spazio d'entrata\ entrance space  
P lunghezza porta\ door length

## Misure standard

Codice Code	estensibilità extension	Finiture profili Profiles finishing	30	34
06P160070	66-72	RAL 9010 Tbrill®	---	---
06P160075	71-77	RAL 9010 Tbrill®	---	---
06P160080	76-82	RAL 9010 Tbrill®	---	---
06P160085	81-87	RAL 9010 Tbrill®	---	---
06P160090	86-92	RAL 9010 Tbrill®	---	---

## Standard sizes

## Misure speciali L / H

Codice Code	su misura bespoke	Finiture profili Profiles finishing	30	34
06P169001	50 < L < 60	RAL 9010 Tbrill®	---	---
06P169001	61 < L < 80	RAL 9010 Tbrill®	---	---
06P169001	81 < L < 90	RAL 9010 Tbrill®	---	---

## Special sizes L / H

## attenzione

il prezzo della H speciale va trovato nella tabella Misure speciali L / H in base alla L della parete doccia

special price for H is to be found in Special sizes L / H as per L needed size

## warning

Misure speciali Special size	Disponibilità Availability	ricambi-Neverdrop-Spartan Spare parts
H max 190	STOCK	558
L min 60		schede rilievo misure measurement form 550
L max 100		schede installazione installation form 560

## supplementi

Profilo di compensazione 3 cm Extension profile 3 cm	Set trattamento Neverdrop® set Neverdrop®	Sigillante SPARTAN® Sealant SPARTAN®	profili speciali special profiles
35A010190 € ---	36A010004 € ---	36B010010 € ---	565

05 acrilico satin 06 atelier 10 frozen 11 flack 12 reflex 16 satinato 29 fumé 30 trasparente 31 extrachiario 32 cincillà 34 stampato c



incluso

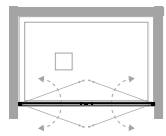
included

disponibile

available

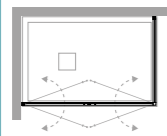
## installazioni

in nicchia niche  
SD-PSA2

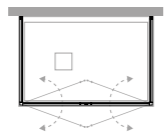


## installations

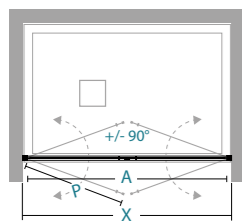
ad angolo corner  
SD-PSA2+SD-F



a tre lati three sides  
SD-PSA2+2xSD-F



## informazioni



apertura saloon  
saloon door

X lunghezza parete doccia\ shower wall length  
A spazio d'entrata\ entrance space  
P lunghezza porta\ door length

## informations

	X	A	P						
66-72	51	23,5						1	24
71-77	56	26						1	25
76-82	61	28,5						1	26
81-87	66	31						1	27
86-92	71	33,5						1	29
96-102	81	38,5						1	32
116-122	101	48,5						1	38

## Misure standard

Codice Code	estensibilità extension	Finiture profili Profiles finishing	30	34
06P180070	66-72	RAL 9010 Tbrill®	---	---
06P180075	71-77	RAL 9010 Tbrill®	---	---
06P180080	76-82	RAL 9010 Tbrill®	■	---
06P180085	81-87	RAL 9010 Tbrill®	---	---
06P180090	86-92	RAL 9010 Tbrill®	■	---
06P180100	96-102	RAL 9010 Tbrill®	■	---
06P180120	116-122	RAL 9010 Tbrill®	■	---

## Standard sizes

## Misure speciali L / H

Codice Code	su misura bespoke	Finiture profili Profiles finishing	30	34
06P189001	50 < L < 70	RAL 9010 Tbrill®	---	---
06P189001	71 < L < 90	RAL 9010 Tbrill®	---	---
06P189001	91 < L < 120	RAL 9010 Tbrill®	---	---

## Special sizes L / H

## attenzione

il prezzo della H speciale va trovato nella tabella Misure speciali L / H in base alla L della parete doccia

special price for H is to be found in Special sizes L / H as per L needed size

## warning

Misure speciali  
Special size

H max 190  
L min 50  
L max 120

Disponibilità  
Availability

■ STOCK

ricambi-Neverdrop-Spartan  
Spare parts 558

schede rilievo misure  
measurement form 550

schede installazione  
installation form 560

profili speciali  
special profiles 565

## supplementi

Profilo di compensazione 3 cm  
Extension profile 3 cm

€ ---

Set trattamento Neverdrop®  
set Neverdrop®


€ ---


## supplements

Sigillante SPARTAN®  
Sealant SPARTAN®


€ ---








H cm  
190




6 mm




REV

incluso      included




3+3




L/H


disponibile      available



3 cm

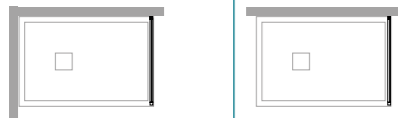


NEVERDROP

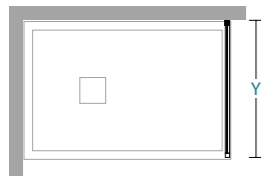




SPARTAN

installazioni      installations  
ad angolo    corner  
(\*)            a tre lati    three sides  
(\*)



informazioni      informations



Y									
66-72								1	22
71-77								1	24
76-82								1	25
86-92								1	28
96-102								1	32

Y      lunghezza parete doccia\ shower wall length

Misure standard		Standard sizes		
Codice Code	estensibilità extension	Finiture profili Profiles finishing	30	34
06F100070	66-72	RAL 9010 Tbrill®	---	---
06F100075	71-77	RAL 9010 Tbrill®	---	---
06F100080	76-82	RAL 9010 Tbrill®	---	---
06F100090	86-92	RAL 9010 Tbrill®	---	---
06F100100	96-102	RAL 9010 Tbrill®	---	---

Misure speciali L / H		Special sizes L / H		
Codice Code	su misura bespoke	Finiture profili Profiles finishing	30	34
06F109001	15 < L < 60	RAL 9010 Tbrill®	---	---
06F109001	61 < L < 80	RAL 9010 Tbrill®	---	---
06F109001	81 < L < 100	RAL 9010 Tbrill®	---	---
06F109001	101 < L < 120	RAL 9010 Tbrill®	---	---

Speciali - solo profili		Special - only profiles		
Codice Code	su misura bespoke	Finiture profili Profiles finishing		
06F109003	L < 14	RAL 9010 Tbrill®	---	---

attenzione      warning

(\*) SD-F è abbinabile a tutte le pareti doccia SD- PSC, PSC2, ASC, PSO, PGI, PSA2

installazione speciale su muretto sostituire il cod. 06F109001 con il cod. 06F109002

il prezzo della H speciale va trovato nella tabella Misure speciali L / H in base alla L della parete doccia

(\*) SD-F to match all shower enclosures SD- PSC, PSC2, ASC, PSO, PGI, PSA2

special installation on low wall: substitute code 06F109001 with code 06F109002

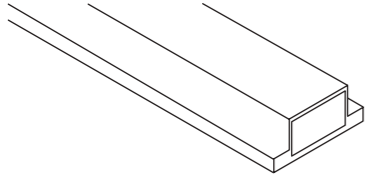
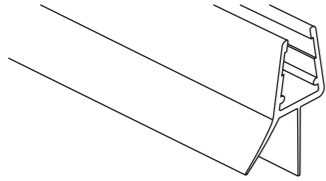
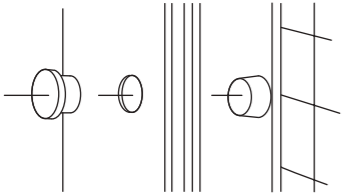
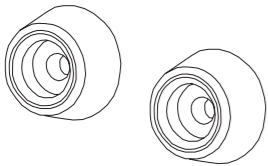
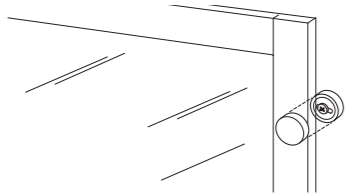
special price for H is to be found in Special sizes L / H as per L needed size

Misure speciali Special size	Disponibilità Availability			ricambi-Neverdrop-Spartan Spare parts
H max 190	STOCK			558
L min 15				schede rilievo misure measurement form 550
L max 120				schede installazione installation form 560
				profili speciali special profiles 565

supplementi		supplements		
Profilo di compensazione 3 cm Extension profile 3 cm	Set trattamento Neverdrop® set Neverdrop®	Sigillante SPARTAN® Sealant SPARTAN®		
35A010190	36A010004	36B010010	---	---

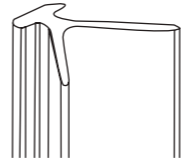
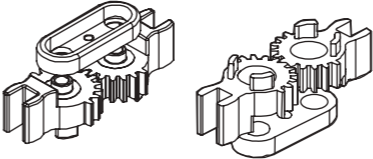
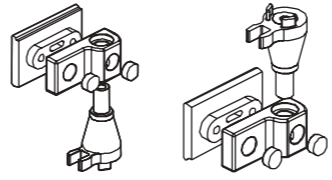
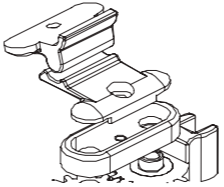
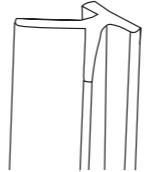
## Spado

Ricambi  
Spare parts

	<p>Magnete ricoperto grigio L 210 <i>Coated magnet (grey) L 210</i></p> <table border="1"> <thead> <tr> <th>Codice Code</th> <th>N° pezzi N° pieces</th> </tr> </thead> <tbody> <tr> <td>37R019015</td> <td>1</td> </tr> </tbody> </table>	Codice Code	N° pezzi N° pieces	37R019015	1
Codice Code	N° pezzi N° pieces				
37R019015	1				
	<p>Guarnizione doppia aletta L 100 <i>Double fin seal L 100</i></p> <table border="1"> <thead> <tr> <th>Codice Code</th> <th>N° pezzi N° pieces</th> </tr> </thead> <tbody> <tr> <td>37R019022</td> <td>1</td> </tr> </tbody> </table>	Codice Code	N° pezzi N° pieces	37R019022	1
Codice Code	N° pezzi N° pieces				
37R019022	1				
	<p>Tappi copertura <i>Screw caps</i></p> <table border="1"> <thead> <tr> <th>Codice Code</th> <th>N° pezzi N° pieces</th> </tr> </thead> <tbody> <tr> <td>37R019024</td> <td>4</td> </tr> </tbody> </table>	Codice Code	N° pezzi N° pieces	37R019024	4
Codice Code	N° pezzi N° pieces				
37R019024	4				
	<p>Tappi finecorsa <i>Caps for shock absorber</i></p> <table border="1"> <thead> <tr> <th>Codice Code</th> <th>N° pezzi N° pieces</th> </tr> </thead> <tbody> <tr> <td>37R019320</td> <td>2</td> </tr> </tbody> </table>	Codice Code	N° pezzi N° pieces	37R019320	2
Codice Code	N° pezzi N° pieces				
37R019320	2				
	<p>Viteria fissaggio profili <i>Screws for profiles fixing</i></p> <table border="1"> <thead> <tr> <th>Codice Code</th> <th>N° pezzi N° pieces</th> </tr> </thead> <tbody> <tr> <td>37R019112</td> <td>1</td> </tr> </tbody> </table>	Codice Code	N° pezzi N° pieces	37R019112	1
Codice Code	N° pezzi N° pieces				
37R019112	1				

## Spado

Ricambi  
Spare parts

	<p>Guarnizione verticale tenuta L 190 <i>Vertical anti-leakage seal L 190</i></p> <table border="1"> <thead> <tr> <th>Codice Code</th> <th>N° pezzi N° pieces</th> </tr> </thead> <tbody> <tr> <td>37R019118</td> <td>1</td> </tr> </tbody> </table>	Codice Code	N° pezzi N° pieces	37R019118	1
Codice Code	N° pezzi N° pieces				
37R019118	1				
	<p>Ingranaggi per SP-PSO <i>Mechanisms for SP-PSO</i></p> <table border="1"> <thead> <tr> <th>Codice Code</th> <th>N° pezzi N° pieces</th> </tr> </thead> <tbody> <tr> <td>37R019120</td> <td>4</td> </tr> </tbody> </table>	Codice Code	N° pezzi N° pieces	37R019120	4
Codice Code	N° pezzi N° pieces				
37R019120	4				
	<p>Cerniera per SP-PSO <i>Hinge for SP-PSO</i></p> <table border="1"> <thead> <tr> <th>Codice Code</th> <th>N° pezzi N° pieces</th> </tr> </thead> <tbody> <tr> <td>37R019121</td> <td>2</td> </tr> </tbody> </table>	Codice Code	N° pezzi N° pieces	37R019121	2
Codice Code	N° pezzi N° pieces				
37R019121	2				
	<p>Chiusura ante per SP-PSO <i>Door closing for SP-PSO</i></p> <table border="1"> <thead> <tr> <th>Codice Code</th> <th>N° pezzi N° pieces</th> </tr> </thead> <tbody> <tr> <td>37R019122</td> <td>2</td> </tr> </tbody> </table>	Codice Code	N° pezzi N° pieces	37R019122	2
Codice Code	N° pezzi N° pieces				
37R019122	2				
	<p>Guarnizione verticale maniglia SP-PSO L 190 <i>Vertical seal for handle SP-PSO L 190</i></p> <table border="1"> <thead> <tr> <th>Codice Code</th> <th>N° pezzi N° pieces</th> </tr> </thead> <tbody> <tr> <td>37R019123</td> <td>1</td> </tr> </tbody> </table>	Codice Code	N° pezzi N° pieces	37R019123	1
Codice Code	N° pezzi N° pieces				
37R019123	1				

## Spado

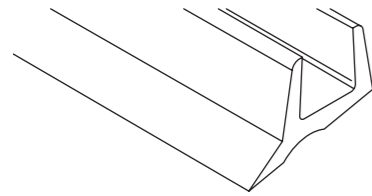
Ricambi  
Spare parts



Maniglia  
*Handle*

Codice Code	N° pezzi N° pieces
----------------	-----------------------


37R019142	1
-----------	---



Guarnizione fermavetro pvc L 72  
*Glass seal PVC L 72*

Codice Code	N° pezzi N° pieces
----------------	-----------------------

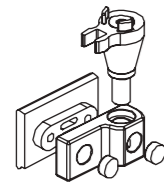
37R019143	2
-----------	---



Guarnizione verticale a pinna L 205  
*Vertical fin seal L 205*

Codice Code	N° pezzi N° pieces
----------------	-----------------------

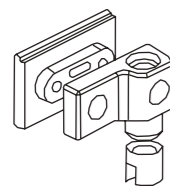
37R019147	1
-----------	---



Gruppo scorrimento per SD-PSO  
*Sliding kit for SP-PSO*

Codice Code	N° pezzi N° pieces
----------------	-----------------------

37R019227	1
-----------	---



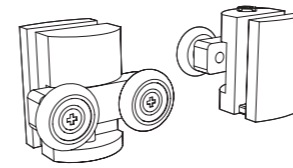
Fermo centrale per SD-PSA2  
*Central lock for SP-PSA2*

Codice Code	N° pezzi N° pieces
----------------	-----------------------

37R019308	1
-----------	---

## Spado


Ricambi  
Spare parts



Carrelli per anta scorrevole - Tcrom®  
*Wheels for sliding door - Tcrom®*

Codice Code	N° pezzi N° pieces
----------------	-----------------------


37R019319	2 + 2
-----------	-------



Coppia di magneti bipolari 90° L 190  
*2 x Bipolar magnet 90° L 190*

Codice Code	N° pezzi N° pieces
----------------	-----------------------

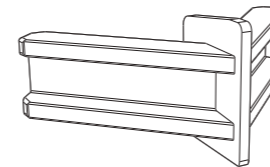
37R019328	1
-----------	---



Coppia di magneti bipolari 45° L 190  
*2 x Bipolar magnet 45° L 190*

Codice Code	N° pezzi N° pieces
----------------	-----------------------

37R019332	1
-----------	---



Raccordo angolare  
*Corner connection*

Codice Code	N° pezzi N° pieces
----------------	-----------------------

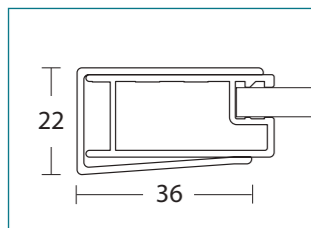
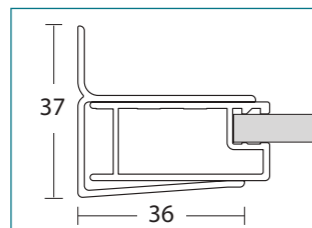
37R019379	2
-----------	---



### Accessori Accessories

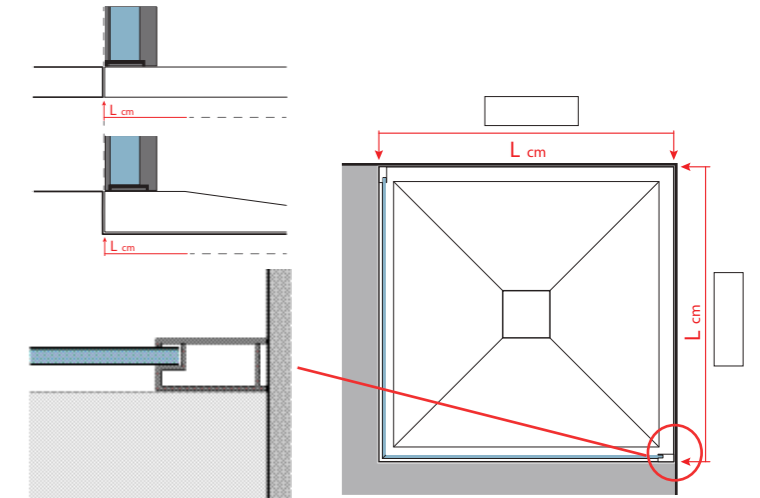
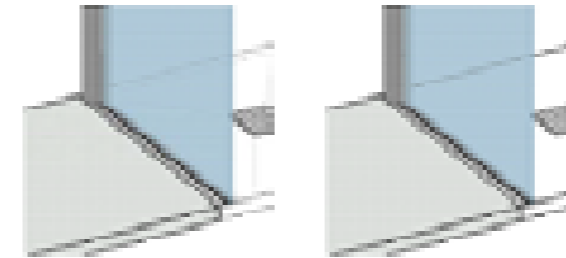
Art. **36A010004**trattamento NEVERDROP®  
treatment NEVERDROP®Art. **36B010010**sigillante cristallino SPARTAN®  
sealant SPARTAN®

### Profili Profiles

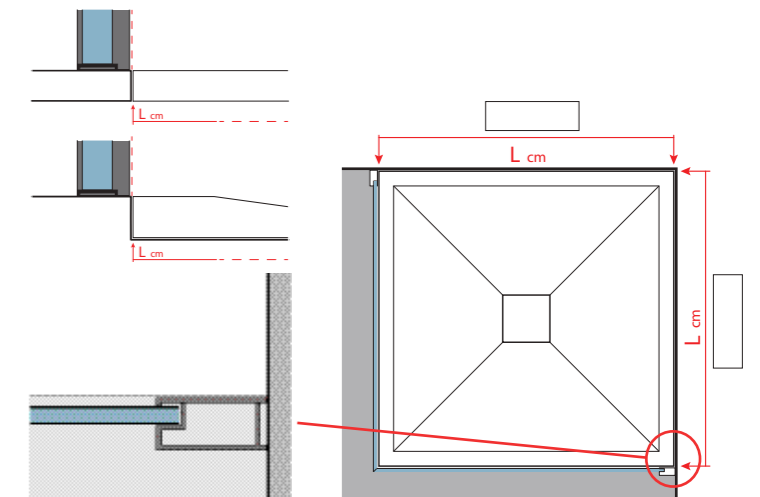
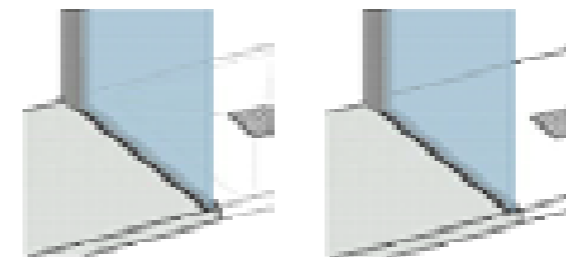
per/for **SD: ASC - T55 - T38**  
**- GI38**profilo a muro 1401 + schienale  
1402wall profile 1401 + vertical profile  
1402per/for **SD: PSC - PSC2 - PSO**  
**- PGI - PSA2**profilo a muro 1406 + schienale  
1402wall profile 1406 + vertical profile  
1402

### Installazione a pavimento o con piatto doccia incassato a filo pavimento Floor installation or with built-in shower tray flush with the floor

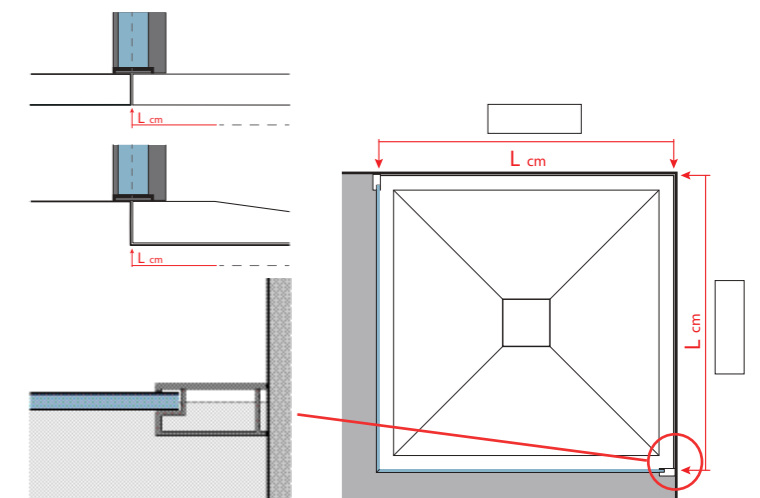
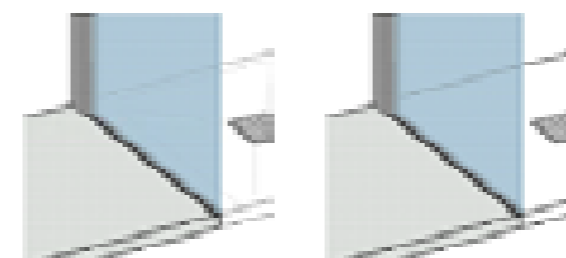
#### A1 PROFILO ALL'INTERNO DELLO SPAZIO DOCCIA PROFILE INSIDE THE SHOWER AREA



#### A2 PROFILO ALL'ESTERNO DELLO SPAZIO DOCCIA PROFILE OUTSIDE THE SHOWER AREA



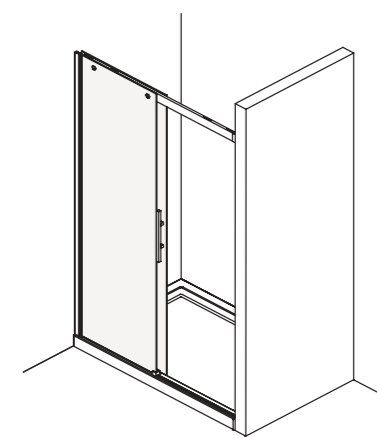
#### A3 FUGA A MEZZERIA DEL VETRO GLASS OVER THE TILEGROUT



**IMPORTANTE !** In fase d'ordine, se necessario, specificare la tipologia di installazione speciale scelta tra quelle qui rappresentate, es. A1, A2, A3. Prima dell'ordine effettuare il corretto rilievo misure e verificare la perfetta verticalità delle pareti e planarità del piatto doccia o del pavimento. Vedi la sezione "Come si rilevano le misure" a pagina 24.

**IMPORTANT !** When ordering, specify the type of installation i.e.: A1, A2, A3. Before sending the order, take the measurements and check the good levels of walls and tray/floor. See "How to take measurements" section page 24.





apertura scorrevole  
sliding door



30

31

32

33

34

35

36

37





38



### CARATTERISTICHE FEATURES


-  ALTEZZA PARETI DOCCIA 185/190  
SHOWER DOOR HEIGHT 185/190
-  SPESSORE LASTRA  
GLASS DEPTH
-  REVERSIBILE  
REVERSIBLE

### INFO TECNICHE TECHNICAL INFORMATION

-  REGOLAZIONE FUORI SQUADRO  
OFF-SQUARE REGULATION
-  ESTENSIBILITÀ 3/6/12  
EXSTENSIBILITY 3/6/12
-  PROFILO MANIGLIA  
HANDLE PROFILE
-  POMOLO  
KNOB
-  CHIUSURA MAGNETICA  
MAGNETIC CLOSURE
-  PROFILO MAGNETICO  
MAGNETIC PROFILE
-  MISURE SPECIALI  
SPECIAL SIZES

#### Finiture profili

##### COLORE



#### Profiles finishing

##### ABITAT



##### VOGUE

#### Vetri



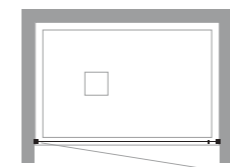
#### Glasses

#### Decografia

#### Decoprinting

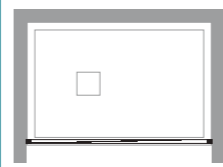
### in nicchia

CO-PGI

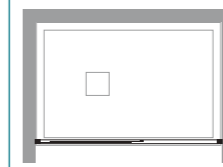


### niche

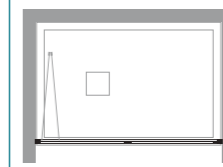
CO-PSC3



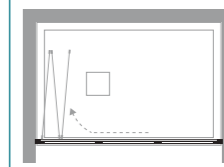
CO-PSC



CO-PSO

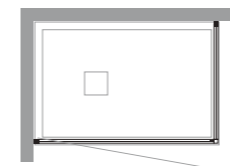


CO-1PPI



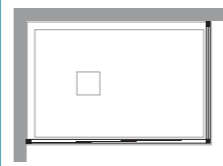
### ad angolo

CO-PGI+CO-F4

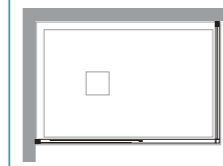


### corner

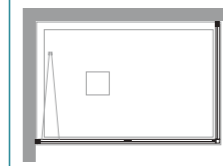
CO-PSC3+CO-F4




CO-PSC+CO-F4



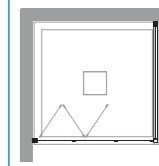
CO-PSO+CO-F4



2xCO-(\*)

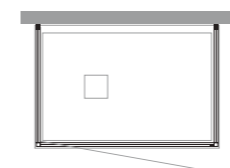


2xCO-2PPI



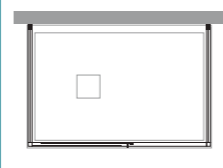
### a tre lati

CO-PGI+2xCO-F4

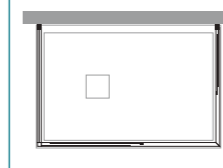


### three sides

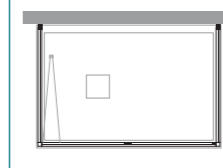
CO-PSC3+2xCO-F4



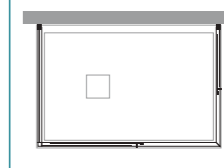
CO-PSC+2xCO-F4



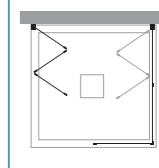
CO-PSO+2xCO-F4



2xCO-(\*)+CO-F4

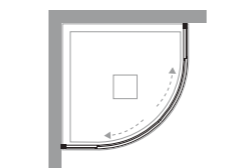


2xCO-3PPI



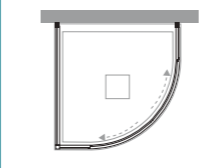
### semicircolari

CO-T55E

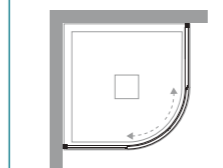


### quadrant

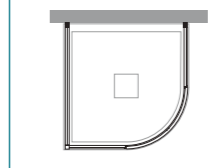
CO-T55E+CO-F4



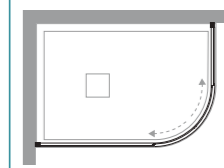
CO-T38E



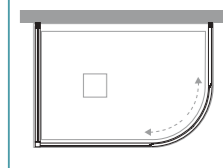
CO-T38E+CO-F4



CO-Gi38

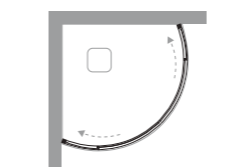


CO-Gi38+CO-F4



### semicircolari

CO-T61



### quadrant

### importante

modelli CO-2PPI e CO-3PPI NON reversibili

### important

models CO-2PPI and CO-3PPI NON-reversible

(\*) ASCR - ASCT - ASCS - ASCV

(\*) ASCR - ASCT - ASCS - ASCV

# New Rodi

Parete doccia con doppia porta scorrevole  
Shower enclosure with double sliding door



incluso

included



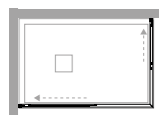
disponibile

available



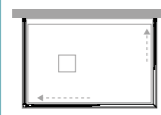
## installazioni

ad angolo corner  
CO-ASCR+CO-ASCR

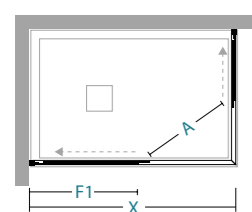


## installations

a tre lati three sides  
2xCO-ASCR+CO-F4



## informazioni



apertura scorrevole  
sliding door

## informations

X/Y	68-71	71-74	74-77	77-80	83-86	87-120	F1/F2		
68-71	A=39						33,5	1	17
71-74	A=40	A=41					35	1	18
74-77	A=41	A=42	A=43				36,5	1	19
77-80	A=42	A=43	A=44	A=46			38	1	20
83-86	A=45	A=46	A=47	A=48	A=50		41	1	21
87-90	A=46	A=47	A=48	A=49	A=51	A=53	43	1	22
97-100	A=46	A=47	A=48	A=49	A=51	A=53	53	1	25
117-120	A=46	A=47	A=48	A=49	A=51	A=53	73	1	30

X/Y lunghezza parete doccia\ shower wall length  
A spazio d'entrata\ entrance space  
F1 / F2 lunghezza lato fisso\ fixed side length

# CO-ASCR

INSTALLAZIONE AD ANGOLO O A TRE LATI  
CORNER OR THREE SIDES INSTALLATION

## Misure standard

## Standard sizes

Codice Code	estensibilità extension	Finiture profili Profiles finishing	05	30	16	32	11
02A102070	68-71	colore Tcrom®	■	---	---	---	---
02A102072	71-74	colore Tcrom®	---	---	---	---	---
02A102076	74-77	colore Tcrom®	---	---	---	---	---
02A102080	77-80	colore Tcrom®	■	---	---	---	---
02A102085	83-86	colore Tcrom®	---	---	---	---	---
02A102090	87-90	colore Tcrom®	■	---	---	---	---
02A102100	97-100	colore Tcrom®	---	---	---	---	---
02A102120	117-120	colore Tcrom®	---	---	---	---	---

## Misure speciali L / H

## Special sizes L / H

Codice Code	su misura bespoke	Finiture profili Profiles finishing	05	30	16	32
02A109002	39 < L < 60	colore Tcrom®	---	---	---	---
02A109002	61 < L < 80	colore Tcrom®	---	---	---	---
02A109002	81 < L < 100	colore Tcrom®	---	---	---	---
02A109002	101 < L < 120	colore Tcrom®	---	---	---	---

## attenzione

abbinabile a CO-F4

to match CO-F4

## warning

il prezzo è inteso per lato

prices are to be intended for one side

il prezzo della H speciale va trovato nella tabella Misure speciali L / H in base alla L della parete doccia

special price for H is to be found in Special sizes L / H as per L needed size

Misure speciali  
Special size

H max 210 cm  
L min 39 cm  
L max 120 cm

Disponibilità  
Availability

■ STOCK

ricambi-Neverdrop-Spartan  
Spare parts

558

schede rilievo misure  
measurement form

550

schede installazione  
installation form

560

profili speciali  
special profiles

565

## supplementi

Profilo di compensazione 3 cm  
Extension profile 3 cm

€ ---

## supplements

Set trattamento Neverdrop®  
set Neverdrop®

€ ---

Sigillante SPARTAN®  
Sealant SPARTAN®

€ ---

05  
acrilico satin

06  
atelier

10  
frozen

11  
flack

12  
reflex

16  
satinato

29  
fume

30  
trasparente

31  
extrachiario

32  
cincilla

34  
stampato c



incluso included



disponibile available



## Misure standard Standard sizes

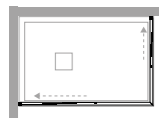
Codice Code	estensibilità extension	Finiture profili Profiles finishing	05	30	16	32
02A040065	62-65	colore Tcrom®	---	---	---	---
02A040070	68-71	colore Tcrom®	---	---	---	---
02A040072	71-74	colore Tcrom®	---	---	---	---
02A040076	74-77	colore Tcrom®	---	---	---	---
02A040080	77-80	colore Tcrom®	---	---	---	---
02A040090	87-90	colore Tcrom®	---	---	---	---

## Misure speciali L / H Special sizes L / H

Codice Code	su misura bespoke	Finiture profili Profiles finishing	05	30	16	32
02A049002	43 < L < 60	colore Tcrom®	---	---	---	---
02A049002	61 < L < 80	colore Tcrom®	---	---	---	---
02A049002	81 < L < 100	colore Tcrom®	---	---	---	---
02A049002	101 < L < 120	colore Tcrom®	---	---	---	---
02A049002	121 < L < 130	colore Tcrom®	---	---	---	---

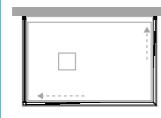
## installazioni

ad angolo corner  
CO-ASCT+CO-ASCT

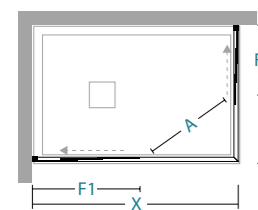


## installations

a tre lati three sides  
2xCO-ASCT+CO-F4



## informazioni



apertura scorrevole sliding door

## informations

X/Y	62-65	68-71	71-74	74-77	77-80	87-90	F1/F2		
62-65	43						21	1	16
68-71	46	49					23	1	17
71-74	48	50	52				24	1	18
74-77	49	52	53	54			25	1	19
77-80	51	53	55	56	57		26	1	20
87-90	56	58	60	61	62	67	29	1	21

X / Y lunghezza parete doccia\ shower wall length  
A spazio d'entrata\ entrance space  
F1 / F2 lunghezza lato fisso\ fixed side length

## attenzione

abbinabile a CO-F4

to match CO-F4

## warning

il prezzo è inteso per lato

prices are to be intended for one side

il prezzo della H speciale va trovato nella tabella Misure speciali L / H in base alla L della parete doccia

special price for H is to be found in Special sizes L / H as per L needed size

Misure speciali  
Special size

H max 210 cm  
L min 47 cm  
L max 130 cm

## supplementi

Profilo di compensazione 3 cm  
Extension profile 3 cm

€ ---

35A010190

## supplements

Set trattamento Neverdrop®  
set Neverdrop®

€ ---

36A010004

Sigillante SPARTAN®  
Sealant SPARTAN®

€ ---

36B010010

ricambi-Neverdrop-Spartan  
Spare parts

558

schede rilievo misure  
measurement form

550

schede installazione  
installation form

560

profili speciali  
special profiles

565

05 acrilico satin 06 atelier 10 frozen 11 flack 12 reflex 16 satinato 29 fumé 30 trasparente 31 extrachiario 32 cincillà 34 stampato c

# Stromboli

Parete doccia con doppia porta scorrevole  
Shower enclosure with double sliding door



incluso

included



disponibile

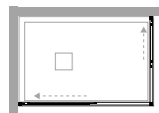
available



## installazioni

ad angolo corner


CO-ASCS



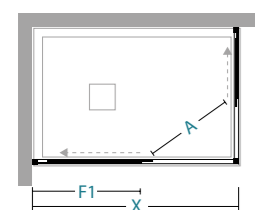
## installations

a tre lati three sides

CO-ASCS+CO-F4



## informazioni



apertura scorrevole  
sliding door

## informations

X/Y	68-74	74-80	80-86	86-92	F1/F2				
68-74	A=36				37			1	17
74-80		A=42			40			1	18
80-86	A=44	A=46	A=46		43			1	20
86-92	A=46	A=48		A=50	46			1	21

X/Y lunghezza parete doccia\ shower wall length  
A spazio d'entrata\ entrance space  
F1 / F2 lunghezza lato fisso\ fixed side length

# CO-ASCS

INSTALLAZIONE AD ANGOLO O A TRE LATI  
CORNER OR THREE SIDES INSTALLATION

## Misure standard

Standard sizes

Codice Code	estensibilità extension	Finiture profili Profiles finishing	05	30	32
02A071001	68-74+80-86	RAL 9010	---	---	---
02A071002	68-74+86-92	RAL 9010	■	---	---
02A071003	74-80+80-86	RAL 9010	---	---	---
02A071004	74-80+86-92	RAL 9010	---	---	---
02A071005	74-80+96-102	RAL 9010	---	---	---
02A071006	74-80+116-122	RAL 9010	---	---	---
02A071070	68-74	RAL 9010	■	---	---
02A071075	74-80	RAL 9010	■	---	---
02A071085	80-86	RAL 9010	---	---	---
02A071090	86-92	RAL 9010	■	---	---

## attenzione

abbinabile a CO-F4

## warning

to match CO-F4

Disponibilità  
Availability

■ STOCK

ricambi-Neverdrop-Spartan  
Spare parts

558

schede rilievo misure  
measurement form

550

schede installazione  
installation form

560

profili speciali  
special profiles

565

## supplementi

## supplements

Profilo di compensazione 3 cm  
Extension profile 3 cm

€

35A010190

---

Set trattamento Neverdrop®  
set Neverdrop®

€

36A010004

---

Sigillante SPARTAN®  
Sealant SPARTAN®

€

36B010010

---

05  
acrilico satin

06  
atelier

10  
frozen

11  
flack

12  
reflex

16  
satinato

29  
fume

30  
trasparente

31  
extrachiario

32  
cincilla

34  
stampato c



# Vulcano

Parete doccia con doppia porta scorrevole  
Shower enclosure with double sliding door



H cm  
190

2,2 mm

REV

incluso

included



12 cm



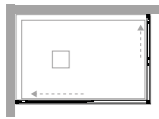
disponibile

available



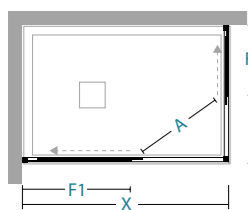
## installazioni

ad angolo corner  
CO-ASCV



## installations

## informazioni



apertura scorrevole  
sliding door

## informations

X/Y	66-78	78-90	F1/F2						
66-78	A=32-49		38					1	14
66-78	A=37-54	A=40-57	44					1	16

X / Y lunghezza parete doccia \ shower wall length  
A spazio d'entrata \ entrance space  
F1 / F2 lunghezza lato fisso \ fixed side length

# CO-ASCV

INSTALLAZIONE AD ANGOLO O A TRE LATI  
CORNER OR THREE SIDES INSTALLATION

## Misure standard

Standard sizes

Codice Code	estensibilità extension	Finiture profili Profiles finishing	05
02A081001	66-78+78-90	RAL 9010	---
02A081070	66-78	RAL 9010	---
02A081090	78-90	RAL 9010	---

## attenzione

## warning

Disponibilità  
Availability

■ STOCK

ricambi-Neverdrop-Spartan  
Spare parts 558

schede rilievo misure  
measurement form 550

schede installazione  
installation form 560

profili speciali  
special profiles 565

## supplementi

Sigillante SPARTAN®  
Sealant SPARTAN®

€  
36B010010 ---

## supplements

05 acrilico satin 06 atelier 10 frozen 11 flack 12 reflex 16 satinato 29 fumé 30 trasparente 31 extrachiario 32 cincillà 34 stampato c

# Malta

Parete doccia con porta scorrevole  
Sliding door











incluso



included







disponibile

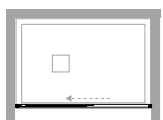


available




## installazioni

in nicchia niche  
CO-PSC



## installations

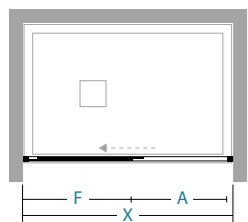
ad angolo corner  
CO-PSC+CO-F4



a tre lati three sides  
CO-PSC+2xCO-F4





## informazioni



apertura scorrevole  
sliding door

## informations

	X	A	F							
104-110	46	51,5							1	27
110-116	49	54,5							1	29
116-122	52	57,5							1	30
122-128	55	60,5							1	32
128-134	58	63,5							1	33
134-140	61	66,5							1	34
140-146	64	69,5							1	36
146-152	67	72,5							1	37
152-158	70	75,5							1	39
158-164	73	78,5							1	40

X lunghezza parete doccia\ shower wall length  
A spazio d'entrata\ entrance space  
F lunghezza lato fisso\ fixed side length

# CO-PSC

INSTALLAZIONE IN NICCHIA, AD ANGOLO O A TRE LATI  
NICHE, CORNER OR THREE SIDES INSTALLATION

## Misure standard

Codice Code	estensibilità extension	Finiture profili Profiles finishing	05	30	16	32
02P051105	104-110	colore Tcrom®	■	---	---	---
02P051115	110-116	colore Tcrom®	■	---	---	---
02P051120	116-122	colore Tcrom®	■	---	---	---
02P051125	122-128	colore Tcrom®	■	---	---	---
02P051130	128-134	colore Tcrom®	■	---	---	---
02P051135	134-140	colore Tcrom®	■	---	---	---
02P051145	140-146	colore Tcrom®	---	---	---	---
02P051150	146-152	colore Tcrom®	---	---	---	---
02P051155	152-158	colore Tcrom®	---	---	---	---
02P051160	158-164	colore Tcrom®	---	---	---	---

## Standard sizes

## Misure speciali L / H

Codice Code	su misura bespoke	Finiture profili Profiles finishing	05	30	16	32
02P059001	97 < L < 120	colore Tcrom®	---	---	---	---
02P059001	121 < L < 140	colore Tcrom®	---	---	---	---
02P059001	141 < L < 160	colore Tcrom®	---	---	---	---
02P059001	161 < L < 170	colore Tcrom®	---	---	---	---

## Special sizes L / H

## attenzione

abbinabile a CO-F4

to match CO-F4

## warning

il prezzo della H speciale va trovato nella tabella Misure speciali L / H in base alla L della parete doccia

special price for H is to be found in Special sizes L / H as per L needed size

Misure speciali  
Special size

H max 210 cm  
L min 97 cm  
L max 170 cm

Disponibilità  
Availability

■ STOCK

ricambi-Neverdrop-Spartan  
Spare parts 558

schede rilievo misure  
measurement form 550

schede installazione  
installation form 560

profili speciali  
special profiles 565

## supplementi

Profilo di compensazione 3 cm  
Extension profile 3 cm

€ ---

Set trattamento Neverdrop®  
set Neverdrop®

€ ---

## supplements

Sigillante SPARTAN®  
Sealant SPARTAN®

€ ---

05  
acrilico satin

06  
atelier

10  
frozen

11  
flack

12  
reflex

16  
satinato

29  
fumé

30  
trasparente

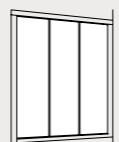
31  
extrachiario

32  
cincillà

34  
stampato c

# Florida-P

Parete doccia con porta scorrevole a 3 ante  
Shower enclosure with 3-panels sliding door



incluso

included



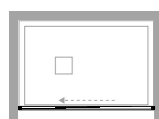
disponibile

available



## installazioni

in nicchia niche  
CO-PSC3



## installations

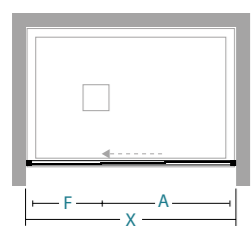
ad angolo corner  
CO-PSC3+CO-F4



a tre lati three sides  
CO-PSC3+2xCO-F4



## informazioni



apertura scorrevole  
sliding door

## informations

	X	A	F							
74-80	39	26							1	22
80-86	43	28							1	23
86-92	47	30							1	25
92-98	51	32							1	26
98-104	55	34							1	27
104-110	59	36							1	29
110-116	63	38							1	30
116-122	67	40							1	32
122-128	71	42							1	33
128-134	75	43							1	35

X lunghezza parete doccia\ shower wall length  
A spazio d'entrata\ entrance space  
F lunghezza lato fisso\ fixed side length

# CO-PSC3

INSTALLAZIONE IN NICCHIA, AD ANGOLO O A TRE LATI  
NICHE, CORNER OR THREE SIDES INSTALLATION

## Misure standard

## Standard sizes

Codice Code	estensibilità extension	Finiture profili Profiles finishing	05	30	16	32	11
02P041075	74-80	colore Tcrom®	---	---	---	---	---
02P041085	80-86	colore Tcrom®	---	---	---	---	---
02P041090	86-92	colore Tcrom®	■	---	---	---	---
02P041095	92-98	colore Tcrom®	■	---	---	---	---
02P041100	98-104	colore Tcrom®	■	---	---	---	---
02P041105	104-110	colore Tcrom®	---	---	---	---	---
02P041115	110-116	colore Tcrom®	---	---	---	---	---
02P041120	116-122	colore Tcrom®	■	---	---	---	---
02P041125	122-128	colore Tcrom®	---	---	---	---	---
02P041130	128-134	colore Tcrom®	---	---	---	---	---

## Misure speciali L / H

## Special sizes L / H

Codice Code	su misura bespoke	Finiture profili Profiles finishing	05	30	16	32
02P049001	68 < L < 100	colore Tcrom®	---	---	---	---
02P049001	101 < L < 120	colore Tcrom®	---	---	---	---
02P049001	121 < L < 140	colore Tcrom®	---	---	---	---
02P049001	141 < L < 160	colore Tcrom®	---	---	---	---
02P049001	161 < L < 170	colore Tcrom®	---	---	---	---

## attenzione

abbinabile a CO-F4

to match CO-F4

## warning

il prezzo della H speciale va trovato nella tabella Misure speciali L / H in base alla L della parete doccia

special price for H is to be found in Special sizes L / H as per L needed size

Misure speciali  
Special size

Disponibilità  
Availability

H max 210 cm  
L min 68 cm  
L max 170 cm

■ STOCK

ricambi-Neverdrop-Spartan  
Spare parts 558

schede rilievo misure  
measurement form 550

schede installazione  
installation form 560

profili speciali  
special profiles 565

## supplementi

## supplements

Profilo di compensazione 3 cm  
Extension profile 3 cm

Set trattamento Neverdrop®  
set Neverdrop®

Sigillante SPARTAN®  
Sealant SPARTAN®

35A010190 € ---

36A010004 € ---

36B010010 € ---

05  
acrilico satin

06  
atelier

10  
frozen

11  
flack

12  
reflex

16  
satinato

29  
fumé

30  
trasparente

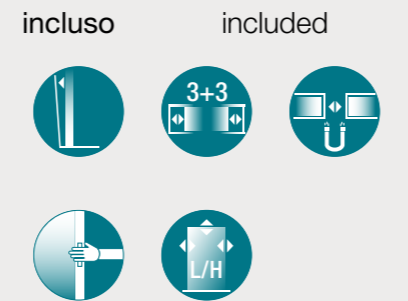
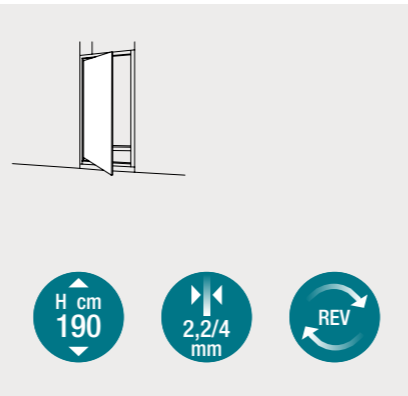
31  
extrachiario

32  
cincillà

34  
stampato c

# Tobago

Parete doccia con porta girevole  
Pivoting door



# CO-PGI

INSTALLAZIONE IN NICCHIA, AD ANGOLO O A TRE LATI  
NICHE, CORNER OR THREE SIDES INSTALLATION

## Misure standard

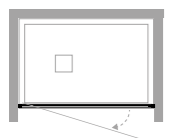
Codice Code	estensibilità extension	Finiture profili Profiles finishing	05	30	16	32	11
02P031065	62-68	colore Tcrom®	---	---	---	---	---
02P031070	68-74	colore Tcrom®	■	---	---	---	---
02P031075	74-80	colore Tcrom®	■	---	---	---	---
02P031085	80-86	colore Tcrom®	---	---	---	---	---
02P031090	86-92	colore Tcrom®	■	---	---	---	---
02P031100	94-100	colore Tcrom®	---	---	---	---	---

## Misure speciali L / H

Codice Code	su misura bespoke	Finiture profili Profiles finishing	05	30	16	32
02P039001	31 < L < 60	colore Tcrom®	---	---	---	---
02P039001	61 < L < 75	colore Tcrom®	---	---	---	---
02P039001	76 < L < 95	colore Tcrom®	---	---	---	---

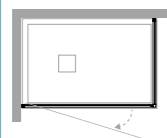
## installazioni

in nicchia niche  
CO-PGI

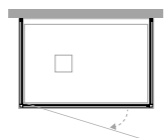


## installations

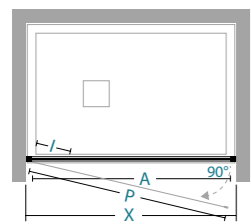
ad angolo corner  
CO-PGI+CO-F4



a tre lati three sides  
CO-PGI+2xCO-F4



## informazioni



## informations

apertura girevole  
turning door

X	A	P	I																	
62-68	41	42	12																	
68-74	47	48	12																	
74-80	53	54	12																	
80-86	59	60	12																	
86-92	57	58	20																	
94-100	59	60	26																	

X lunghezza parete doccia\ shower wall length  
A spazio d'entrata\ entrance space  
P lunghezza porta\ door length

## attenzione

abbinabile a CO-F4

to match CO-F4

## warning

il prezzo della H speciale va trovato nella tabella Misure speciali L / H in base alla L della parete doccia

special price for H is to be found in Special sizes L / H as per L needed size

Misure speciali  
Special size

H max 210 cm  
L min 31 cm  
L max 95 cm

Disponibilità  
Availability

■ STOCK

ricambi-Neverdrop-Spartan  
Spare parts 558

schede rilievo misure  
measurement form 550

schede installazione  
installation form 560

profili speciali  
special profiles 565

## supplementi

Profilo di compensazione 3 cm  
Extension profile 3 cm

€ ---

Set trattamento Neverdrop®  
set Neverdrop®

€ ---

Sigillante SPARTAN®  
Sealant SPARTAN®

€ ---

05 acrilico satin 06 atelier 10 frozen 11 flack 12 reflex 16 satinato 29 fumé 30 trasparente 31 extrachiario 32 cincillà 34 stampato c

# Soffietto2000


Parete doccia con porta a soffietto  
Folding door







H cm  
190



2,2/4  
mm



REV

incluso      included











disponibile      available







# CO-PSO

INSTALLAZIONE IN NICCHIA, AD ANGOLO O A TRE LATI  
NICHE, CORNER OR THREE SIDES INSTALLATION

## Misure standard

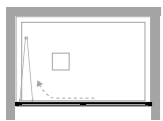
Codice Code	estensibilità extension	Finiture profili Profiles finishing	05	30	16	32	11
02P021065	62-68	colore Tcrom®	---	---	---	---	---
02P021070	68-74	colore Tcrom®	■	---	---	---	---
02P021075	74-80	colore Tcrom®	■	---	---	---	---
02P021085	80-86	colore Tcrom®	■	---	---	---	---
02P021090	86-92	colore Tcrom®	■	---	---	---	---
02P021100	94-100	colore Tcrom®	■	---	---	---	---

## Misure speciali L / H

Codice Code	su misura bespoke	Finiture profili Profiles finishing	05	30	16	32
02P029001	44 < L < 60	colore Tcrom®	---	---	---	---
02P029001	61 < L < 75	colore Tcrom®	---	---	---	---
02P029001	76 < L < 95	colore Tcrom®	---	---	---	---

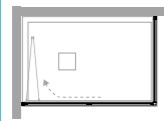
## installazioni

in nicchia    niche  
CO-PSO

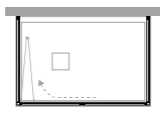


## installations

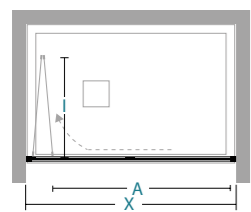
ad angolo    corner  
CO-PSO+CO-F4



a tre lati    three sides  
CO-PSO+2xC0-F4



## informazioni



apertura soffietto  
folding door

## informations

X	A	I								
62-68	48	29,5							1	18
68-74	54	32,5							1	19
74-80	60	35,5							1	21
80-86	66	38,5							1	22
86-92	72	41,5							1	24
94-100	80	45,5							1	25

X lunghezza parete doccia\ shower wall length  
A spazio d'entrata\ entrance space  
I1 / I2 ingombro interno\ internal dimensions

## attenzione

abbinabile a CO-F4

to match CO-F4

## warning

il prezzo della H speciale va trovato nella tabella Misure speciali L / H in base alla L della parete doccia

special price for H is to be found in Special sizes L / H as per L needed size

Misure speciali  
Special size

H max 210 cm  
L min 44 cm  
L max 95 cm

Disponibilità  
Availability

■ STOCK

ricambi-Neverdrop-Spartan  
Spare parts 558

schede rilievo misure  
measurement form 550

schede installazione  
installation form 560

profili speciali  
special profiles 565

## supplementi

Profilo di compensazione 3 cm  
Extension profile 3 cm

€ ---

Set trattamento Neverdrop®  
set Neverdrop®

€ ---


Sigillante SPARTAN®  
Sealant SPARTAN®

€ ---

05 acrilico satin    06 atelier    10 frozen    11 flack    12 reflex    16 satinato    29 fumé    30 trasparente    31 extrachiario    32 cincillà    34 stampato c

# Elba Tondo

Parete doccia semicircolare con doppia porta scorrevole  
Quadrant shower enclosure with double sliding door



incluso

included



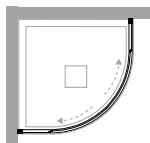
disponibile

available



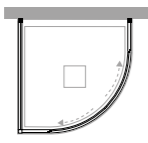
## installazioni

ad angolo  
CO-T55E

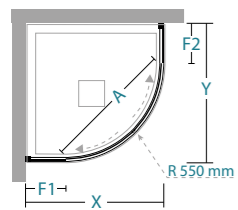


## installations

a tre lati  
CO-T55E+CO-F4



## informazioni



## informations

apertura scorrevole  
sliding door

X/Y	A	F1/F2							
77-80	43	25						1	33
87-90	46	35						1	37
97-100	46	45						1	41

X / Y lunghezza parete doccia \ shower wall length  
A spazio d'entrata \ entrance space  
F1 / F2 lunghezza lato fisso \ fixed side length

# CO-T55E

INSTALLAZIONE AD ANGOLO O A TRE LATI  
CORNER OR THREE SIDES INSTALLATION

## Misure standard

Standard sizes

Codice Code	estensibilità extension	Finiture profili Profiles finishing	05	30	16	32
02T011080	77-80	colore Tcrom®	■	---	---	---
02T011090	87-90	colore Tcrom®	■	---	---	---
02T011100	97-100	colore Tcrom®	---	---	---	---

## Misure speciali L / H

Special sizes L / H

Codice Code	estensibilità extension	Finiture profili Profiles finishing	05	30	16	32
02T019003	60 < L < 80	colore Tcrom®	---	---	---	---
02T019003	81 < L < 90	colore Tcrom®	---	---	---	---
02T019003	91 < L < 100	colore Tcrom®	---	---	---	---
02T019003	101 < L < 120	colore Tcrom®	---	---	---	---

## attenzione

installazione su piatto doccia semicircolare raggio 55 cm

installation on quadrant shower tray radius 55 cm

## warning

abbinabile a CO-F4

to match CO-F4

Misure speciali in altezza realizzabili solo con lastre Acrilico satin (05)

High special sizes only with acrilico Satin (05)

il prezzo delle misure speciali è inteso per lato

special sizes: prices are to be intended for one side

il prezzo della H speciale va trovato nella tabella Misure speciali L / H in base alla L della parete doccia

special price for H is to be found in Special sizes L / H as per L needed size

Misure speciali Special size	Disponibilità Availability				ricambi-Neverdrop-Spartan Spare parts
H max 210 cm	■ STOCK				558
L min 60 cm					schede rilievo misure measurement form 550
L max 120 cm					schede installazione installation form 560
					profili speciali special profiles 565

## supplementi

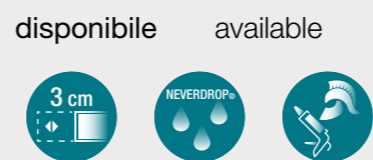


supplements

Profilo di compensazione 3 cm Extension profile 3 cm	Set trattamento Neverdrop® set Neverdrop®	Sigillante SPARTAN® Sealant SPARTAN®			
35A010190	36A010004	36B010010	€	€	€
---	---	---	---	---	---

05 acrilico satin 06 atelier 10 frozen 11 flack 12 reflex 16 satinato 29 fumé 30 trasparente 31 extrachiaro 32 cincillà 34 stampato c

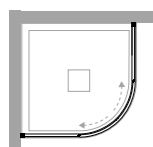
# Elba 75

Parete doccia semicircolare con doppia porta scorrevole  
Quadrant shower enclosure with double sliding door



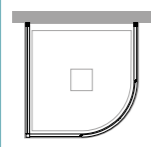
## installazioni

ad angolo corner  
CO-T38E

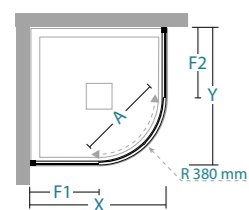


## installations

a tre lati three sides  
CO-T38E+CO-F4



## informazioni



apertura scorrevole  
sliding door

## informations

X/Y	A	F1/F2							
72-75	40	32						1	32

X / Y lunghezza parete doccia \ shower wall length  
A spazio d'entrata \ entrance space  
F1 / F2 lunghezza lato fisso \ fixed side length

# CO-T38E

INSTALLAZIONE AD ANGOLO O A TRE LATI  
CORNER OR THREE SIDES INSTALLATION

## Misure standard

Codice Code	estensibilità extension	Finiture profili Profiles finishing	05	30	16	32
02T011075	72-75	colore Tcrom®	---	---	---	---

## Standard sizes

## Misure speciali L / H

Codice Code	estensibilità extension	Finiture profili Profiles finishing	05	30	16	32
02T019002	55 < L < 80	colore Tcrom®	---	---	---	---
02T019002	81 < L < 90	colore Tcrom®	---	---	---	---
02T019002	91 < L < 100	colore Tcrom®	---	---	---	---
02T019002	101 < L < 120	colore Tcrom®	---	---	---	---

## Special sizes L / H

## attenzione

installazione su piatto doccia semicircolare 75x75 raggio 38 cm

installation on quadrant shower tray 75x75 radius 38 cm

## warning

abbinabile a CO-F4

to match CO-F4

Misure speciali in altezza realizzabili solo con lastre Acrilico satin (05)

High special sizes only with acrilico Satin (05)

il prezzo delle misure speciali è inteso per lato

special sizes: prices are to be intended for one side

il prezzo della H speciale va trovato nella tabella Misure speciali L / H in base alla L della parete doccia

special price for H is to be found in Special sizes L / H as per L needed size

Misure speciali  
Special size

H max 210 cm  
L min 55 cm  
L max 120 cm

Disponibilità  
Availability

STOCK

ricambi-Neverdrop-Spartan  
Spare parts

558

schede rilievo misure  
measurement form

550

schede installazione  
installation form

560

profili speciali  
special profiles

565

## supplementi

Profilo di compensazione 3 cm  
Extension profile 3 cm

€ ---

Set trattamento Neverdrop®  
set Neverdrop®

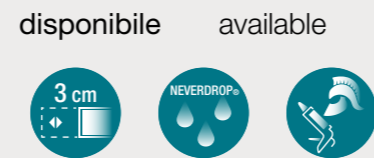

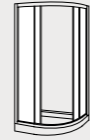
€ ---

## supplements

Sigillante SPARTAN®  
Sealant SPARTAN®

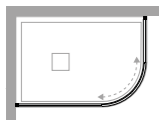
€ ---

05 acrilico satin 06 atelier 10 frozen 11 flack 12 reflex 16 satinato 29 fumé 30 trasparente 31 extrachiario 32 cincillà 34 stampato c



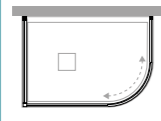
## installazioni

ad angolo corner  
CO-GI38

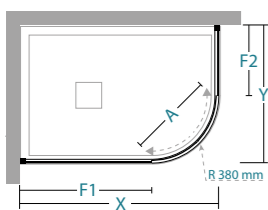


## installations

a tre lati three sides  
CO-GI38+CO-F4



## informazioni



apertura scorrevole  
sliding door

## informations

X	Y	A	F1	F2					
87-90	67-70	40,5	48	28				1	34
97-100	77-80	40,5	58	38				1	39

X/Y lunghezza parete doccia\ shower wall length  
A spazio d'entrata\ entrance space  
F1 / F2 lunghezza lato fisso\ fixed side length

## Misure standard

Codice Code	estensibilità extension	Finiture profili Profiles finishing	05	30	16	32
02T011001	67-70+87-90	colore Tcrom®	---	---	---	---
02T011002	77-80+97-100	colore Tcrom®	---	---	---	---

## Standard sizes

## Misure speciali L / H

Codice Code	estensibilità extension	Finiture profili Profiles finishing	05	30	16	32
02T019001	55 < L < 80	colore Tcrom®	---	---	---	---
02T019001	81 < L < 90	colore Tcrom®	---	---	---	---
02T019001	91 < L < 100	colore Tcrom®	---	---	---	---
02T019001	101 < L < 120	colore Tcrom®	---	---	---	---

## Special sizes L / H

## attenzione

installazione su piatto doccia semicircolare raggio 38 cm

installation on quadrant shower tray radius 38 cm

## warning

abbinabile a CO-F4

to match CO-F4

Misure speciali in altezza realizzabili solo con lastre Acrilico satin (05)

High special sizes only with acrilico Satin (05)

il prezzo delle misure speciali è inteso per lato

special sizes: prices are to be intended for one side

il prezzo della H speciale va trovato nella tabella Misure speciali L / H in base alla L della parete doccia

special price for H is to be found in **Special sizes L / H** as per L needed size

Misure speciali  
Special size

H max 210 cm  
L min 55 cm  
L max 120 cm

Disponibilità  
Availability

STOCK

ricambi-Neverdrop-Spartan  
Spare parts 558

schede rilievo misure  
measurement form 550

schede installazione  
installation form 560

profili speciali  
special profiles 565

## supplementi

Profilo di compensazione 3 cm  
Extension profile 3 cm

€ ---

Set trattamento Neverdrop®  
set Neverdrop®

€ ---


## supplements

Sigillante SPARTAN®  
Sealant SPARTAN®

€ ---

05 acrilico satin 06 atelier 10 frozen 11 flack 12 reflex 16 satinato 29 fumé 30 trasparente 31 extrachiario 32 cincillà 34 stampato c





incluso

included



disponibile

available



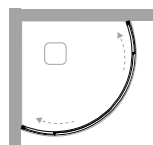
## Misure standard

## Standard sizes

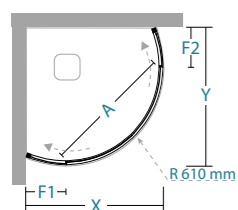
Codice Code	estensibilità extension	Finiture profili Profiles finishing	05
02T071080	77-80	colore	---

## installazioni

ad angolo corner  
CO-T61



## informazioni



X / Y lunghezza parete doccia \ shower wall length  
A spazio d'entrata \ entrance space  
F1 / F2 lunghezza lato fisso \ fixed side length

## installations

## informations

X/Y	A	F1/F2								
77-80	51	36								



1

19

## attenzione

installazione su piatto doccia  
semicircolare raggio 61 cm

installation on quadrant  
shower tray radius 61 cm

## warning

## supplementi

Profilo di compensazione 3 cm  
Extension profile 3 cm

Sigillante SPARTAN®  
Sealant SPARTAN®

€

35A010190

---

36B010010

## supplements

€

---

ricambi-Neverdrop-Spartan  
Spare parts 558

schede rilievo misure  
measurement form 550

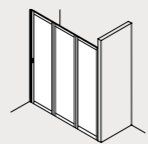
schede installazione  
installation form 560

profili speciali  
special profiles 565

05 acrilico satin 06 atelier 10 frozen 11 flack 12 reflex 16 satinato 29 fumé 30 trasparente 31 extrachiario 32 cincillà 34 stampato c

# Spazio 100 | Parete doccia con porta pieghevole

Folding door



incluso

included



disponibile

available



## CO-1PPI

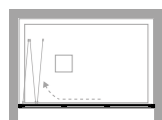
INSTALLAZIONE IN NICCHIA O AD ANGOLO  
NICHE OR CORNER INSTALLATION

### Misure speciali L / H | Special sizes L / H

Codice Code	su misura bespoke	Finiture profili Profiles finishing	05
02C029100	40 < L < 65	colore Tcrom®	---
02C029100	66 < L < 79	colore Tcrom®	---
02C029100	80 < L < 89	colore Tcrom®	---
02C029100	90 < L < 99	colore Tcrom®	---
02C029100	100 < L < 109	colore Tcrom®	---
02C029100	110 < L < 119	colore Tcrom®	---
02C029100	120 < L < 129	colore Tcrom®	---
02C029100	130 < L < 140	colore Tcrom®	---

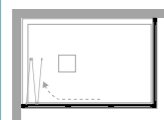
### installazioni

in nicchia niche  
CO-1PPI

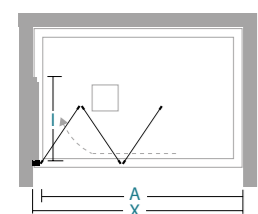


### installations

ad angolo corner  
CO-1PPI+CO-F4 special



### informazioni



### informations

apertura pieghevole  
folding door

X lunghezza parete doccia\ shower wall length  
A spazio d'entrata\ entrance space  
I1 ingombro interno\ internal dimensions

### attenzione

installazione consigliata a pavimento

floor installation

### warning

allegare sempre la scheda rilievo misure relativa che si trova a pag. .... o sul sito [www.tda.it](http://www.tda.it)

attach the relevant measurements survey form found on page .... or on the website [www.tda.it](http://www.tda.it)

per misure < 90 cm la Parete doccia si compone di due ante

for < 90 cm glass you will have two doors

il prezzo della H speciale va trovato nella tabella Misure speciali L / H in base alla L della parete doccia

special price for H is to be found in **Special sizes L / H** as per L needed size

Misure speciali  
Special size

H max 210 cm  
L min 40 cm  
L max 140 cm

ricambi-Neverdrop-Spartan  
Spare parts 558

schede rilievo misure  
measurement form 550

schede installazione  
installation form 560

profili speciali  
special profiles 565

### supplementi

Profilo di compensazione 3 cm  
Extension profile 3 cm

€ ---

Profilo di tenuta acqua  
Sealed profile

€ ---

### supplements

Sigillante SPARTAN®  
Sealant SPARTAN®

€ ---

05  
acrilico satin

06  
atelier

10  
frozen

11  
flack

12  
reflex

16  
satinato

29  
fumè

30  
trasparente

31  
extrachiaro

32  
cincillà

34  
stampato c

# Spazio 200

Parete doccia con porta pieghevole  
Folding door



incluso

included



disponibile

available



## CO-2PPI

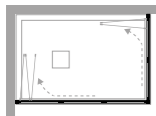
INSTALLAZIONE IN NICCHIA O AD ANGOLO  
NICHE OR CORNER INSTALLATION

### Misure speciali L / H Special sizes L / H

Codice Code	su misura bespoke	Finiture profili Profiles finishing	05
02C029200	L < 65	colore Tcrom®	---
02C029200	66 < L < 79	colore Tcrom®	---
02C029200	80 < L < 89	colore Tcrom®	---
02C029200	90 < L < 99	colore Tcrom®	---
02C029200	100 < L < 109	colore Tcrom®	---
02C029200	110 < L < 119	colore Tcrom®	---
02C029200	120 < L < 129	colore Tcrom®	---
02C029200	130 < L < 140	colore Tcrom®	---

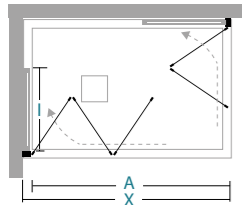
### installazioni

ad angolo corner  
CO-2PPI+CO-2PPI



### installations

### informazioni



apertura pieghevole  
folding door

### informations

X lunghezza parete doccia\ shower wall length  
A spazio d'entrata\ entrance space  
I1 ingombro interno\ internal dimensions

### attenzione

installazione consigliata a pavimento. Per installazione su piatto doccia vedi scheda rilievo misure a pag ....

floor installation. To install on shower tray look the module page ...

### warning

allegare sempre la scheda rilievo misure relativa che si trova a pag. .... o sul sito www.tda.it

attach the relevant measurements survey form found on page .... or on the website www.tda.it

specificare eventuali esigenze di impaccettamento delle porte diverso dallo standard

specify any different way of packing needed

per misure > 100 cm la Parete doccia si compone di tre ante

for > 100 cm glass you will have three doors

il prezzo della H speciale va trovato nella tabella Misure speciali L / H in base alla L della parete doccia

special price for H is to be found in Special sizes L / H as per L needed size

Misure speciali  
Special size

H max 210 cm  
L min 40 cm  
L max 140 cm

ricambi-Neverdrop-Spartan  
Spare parts 558

schede rilievo misure  
measurement form 550

schede installazione  
installation form 560

profili speciali  
special profiles 565

### supplementi

Profilo di tenuta acqua  
Sealed profile

35P059001 € ---

Raccordi  
Connection set

37R019051 € ---

### supplements

Sigillante SPARTAN®  
Sealant SPARTAN®

36B010010 € ---

05  
acrilico satin

06  
atelier

10  
frozen

11  
flack

12  
reflex

16  
satinato

29  
fumé

30  
trasparente



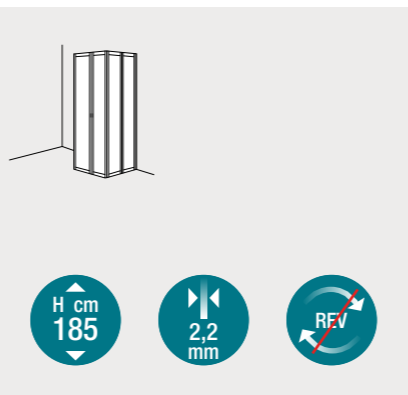
31  
extrachiaro

32  
cincillà

34  
stampato c

# Spazio 300

Parete doccia con porta pieghevole  
Folding door



## CO-3PPI

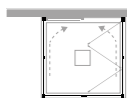
PER INSTALLAZIONE A 3 LATI  
FOR 3 SIDES INSTALLATION

### Misure speciali L / H Special sizes L / H

Codice Code	su misura bespoke	Finiture profili Profiles finishing	05
02C029300	40 < L < 65	colore Tcrom®	---
02C029300	66 < L < 79	colore Tcrom®	---
02C029300	80 < L < 89	colore Tcrom®	---
02C029300	90 < L < 99	colore Tcrom®	---
02C029300	100 < L < 109	colore Tcrom®	---
02C029300	110 < L < 120	colore Tcrom®	---

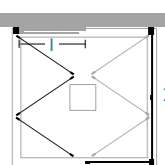
### installazioni

a tre lati three sides  
3 x CO-3PPI



### installations

### informazioni



apertura pieghevole  
folding door

### informations

X lunghezza parete doccia\ shower wall length  
l1 ingombro interno\ internal dimensions

### attenzione

installazione consigliata a pavimento. Per installazione su piatto doccia vedi scheda rilievo misure a pag ....

floor installation. To install on shower tray look the module page ...

### warning

allegare sempre la scheda rilievo misure relativa che si trova a pag. .... o sul sito www.tda.it

attach the relevant measurements survey form found on page .... or on the website www.tda.it

specificare eventuali esigenze di impaccettamento delle porte diverso dallo standard

specify any different way of packing needed

il prezzo è inteso per lato

prices are to be intended for one side

il prezzo della H speciale va trovato nella tabella Misure speciali L / H in base alla L della parete doccia

special price for H is to be found in Special sizes L / H as per L needed size

### Misure speciali Special size

H	max	210 cm
L	min	40 cm
L	max	120 cm

ricambi-Neverdrop-Spartan Spare parts 558

schede rilievo misure measurement form 550

schede installazione installation form 560

profili speciali special profiles 565

### supplementi

Profilo di tenuta acqua Sealed profile

Raccordi Connection set


### supplements


Sigillante SPARTAN® Sealant SPARTAN®


	€		€		€
35P059001	---	37R019051	---	36B010010	---


05	06	10	11	12	16	29	30	31	32	34
acrilico satin	atelier	frozen	flack	reflex	satinato	fumè	trasparente	extrachiaro	cincillà	stampato c


















incluso      included

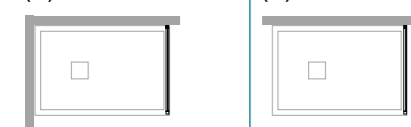







disponibile      available







installazioni      installations  
ad angolo      corner  
(\*)      (\*)  
a tre lati      three sides  
(\*)      (\*)



informazioni      informations



Y									
62-68								1	16
68-74								1	17
74-80								1	18
80-86								1	19
86-92								1	21

Y      lunghezza parete doccia\ shower wall length

### Misure standard

Codice Code	estensibilità extension	Finiture profili Profiles finishing	05	30	16	32	11
02F021065	62-68	colore Tcrom®	■	---	---	---	---
02F021070	68-74	colore Tcrom®	■	---	---	---	---
02F021075	74-80	colore Tcrom®	■	---	---	---	---
02F021085	80-86	colore Tcrom®	---	---	---	---	---
02F021090	86-92	colore Tcrom®	■	---	---	---	---

### Misure speciali L / H

Codice Code	su misura bespoke	Finiture profili Profiles finishing	05	30	16	32
02F029001	14 < L < 40	colore Tcrom®	---	---	---	---
02F029001	41 < L < 60	colore Tcrom®	---	---	---	---
02F029001	61 < L < 80	colore Tcrom®	---	---	---	---
02F029001	81 < L < 100	colore Tcrom®	---	---	---	---
02F029001	101 < L < 120	colore Tcrom®	---	---	---	---

### Speciali - solo profili

Codice Code	su misura bespoke	Finiture profili Profiles finishing	
02F029014	L < 14	colore Tbrill®	---

### attenzione

(\*) abbinabile a CO-PGI, CO-PSC3, CO-PSC, CO-PSO, CO-ASCR, CO-ASCT, CO-A-SCS, CO-GI38, CO-T38E, CO-T55E

(\*) to match CO-PGI, CO-PSC3, CO-PSC, CO-PSO, CO-ASCR, CO-ASCT, CO-A-SCS, CO-GI38, CO-T38E, CO-T55E

### warning

installazione speciale su muretto sostituire il cod. 02F029001 con il cod. 02F029002

special installation on low wall: substitute code 02F029001 with code 02F029002

il prezzo della H speciale va trovato nella tabella Misure speciali L / H in base alla L della parete doccia

special price for H is to be found in Special sizes L / H as per L needed size

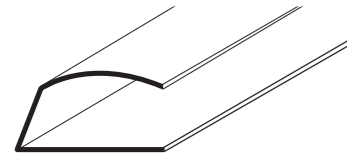
Misure speciali Special size	Disponibilità Availability				ricambi-Neverdrop-Spartan Spare parts
H max 210 cm	■ STOCK				558
L min 14 cm					schede rilievo misure measurement form 550
L max 120 cm					schede installazione installation form 560
					profili speciali special profiles 565

### supplementi

Profilo di compensazione 3 cm Extension profile 3 cm	Set trattamento Neverdrop® set Neverdrop®	Sigillante SPARTAN® Sealant SPARTAN®	€	€	€
35A010190	---	36A010004	---	36B010010	---

# Comfort

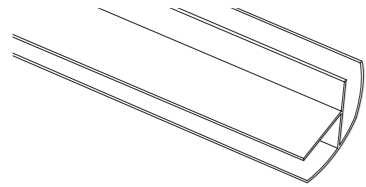
Ricambi  
Spare parts



Profilo di chiusura inclinato H 190 - Tcrom® / Ral9010  
*Oblique closure profile H 190 - Tcrom® / Ral9010*

Codice Code	N° pezzi N° pieces
----------------	-----------------------

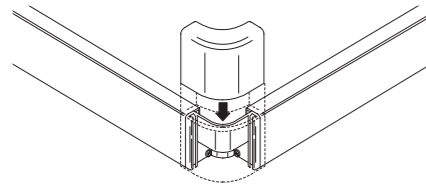
35P010190	1
-----------	---



Profilo a due vie H 190  
*Dual-way corner profile H 190*

Codice Code	N° pezzi N° pieces
----------------	-----------------------

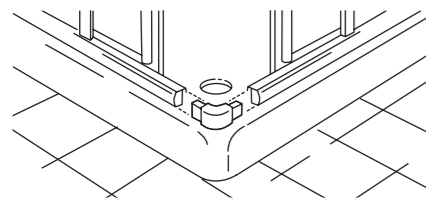
35P040190	1
-----------	---



Raccordo angolare per CO-ASCT - Tcrom® / Ral9010  
*Corner connection for CO-ASCT - Tcrom® / Ral9010*

Codice Code	N° pezzi N° pieces
----------------	-----------------------

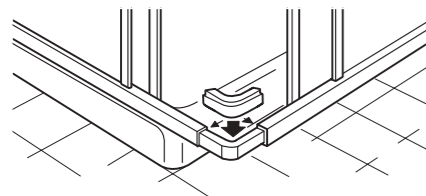
37R019006	1
-----------	---



Raccordo angolare per CO-ASCR - Tcrom® / Ral9010  
*Corner connection for CO-ASCR - Tcrom® / Ral9010*

Codice Code	N° pezzi N° pieces
----------------	-----------------------

37R019007	2
-----------	---



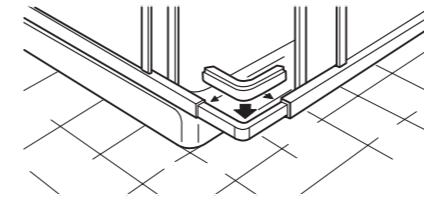
Raccordo angolare per CO-ASCS - Ral9010  
*Corner connection for CO-ASCS - Ral9010*

Codice Code	N° pezzi N° pieces
----------------	-----------------------

37R019008	1
-----------	---

# Comfort

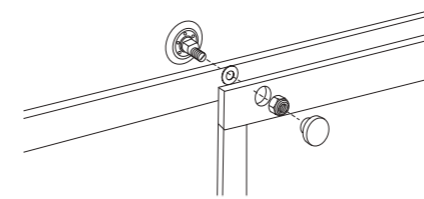
Ricambi  
Spare parts



Raccordo angolare per CO-ASCV - Ral9010  
*Corner connection for CO-ASCV - Ral9010*

Codice Code	N° pezzi N° pieces
----------------	-----------------------

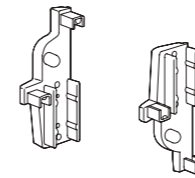
37R019009	1
-----------	---



Cuscinetti a sfera eccentrici  
*Eccentric ball bearings*

Codice Code	N° pezzi N° pieces
----------------	-----------------------

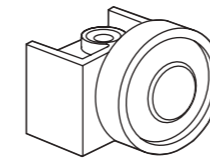
37R019010	4
-----------	---



Tappi finecorsa per CO-ASCT - Grigio / Ral9010  
*Caps for CO-ASCT shock absorber - Grey / Ral9010*

Codice Code	N° pezzi N° pieces
----------------	-----------------------

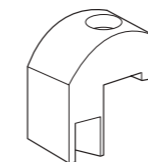
37R019012	2
-----------	---



Gruppo scorrimento ruote per CO-ASCS  
*Wheels sliding set for CO-ASCS*

Codice Code	N° pezzi N° pieces
----------------	-----------------------

37R019017	4
-----------	---



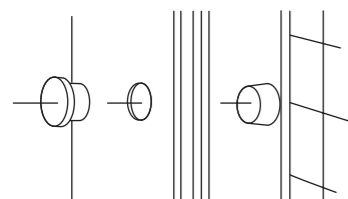
Pattini per CO-ASCV  
*Gliders for CO-ASCV*

Codice Code	N° pezzi N° pieces
----------------	-----------------------

37R019018	4
-----------	---

# Comfort

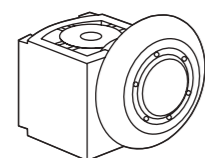
Ricambi  
Spare parts



Tappi copertura - Grigio / Ral9010  
Screw caps - Grey / Ral9010

Codice Code	N° pezzi N° pieces
----------------	-----------------------

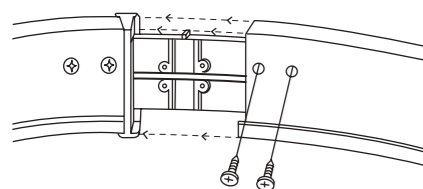
37R019024	4
-----------	---



Gruppo scorrimento ruote per CO-PSC  
Wheels sliding set for CO-PSC

Codice Code	N° pezzi N° pieces
----------------	-----------------------

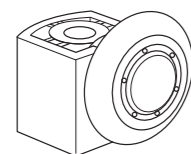
37R019026	4
-----------	---



Cerniera centrale per Elba - Grigio / Ral9010  
Central hinge for Elba - Grey / Ral9010

Codice Code	N° pezzi N° pieces
----------------	-----------------------

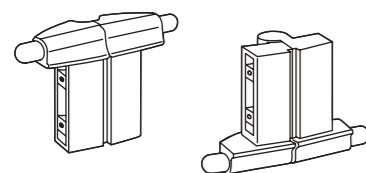
37R019027	2
-----------	---



Gruppo scorrimento ruote per Elba / Golfo  
Wheels sliding set for Elba / Golfo

Codice Code	N° pezzi N° pieces
----------------	-----------------------

37R019028	8
-----------	---



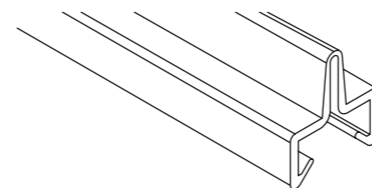
Cerniere per Spazio - Grigio / Ral9010  
Hinges for CO-SVM / Spazio - Grey / Ral9010

Codice Code	N° pezzi N° pieces
----------------	-----------------------

37R019033	4
-----------	---

# Comfort

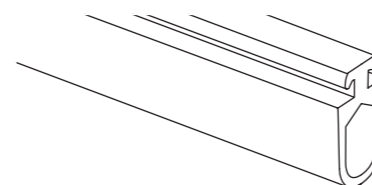
Ricambi  
Spare parts



Guarnizione verticale per Spazio L 180  
Vertical seal for CO-SVM / Spazio L180

Codice Code	N° pezzi N° pieces
----------------	-----------------------

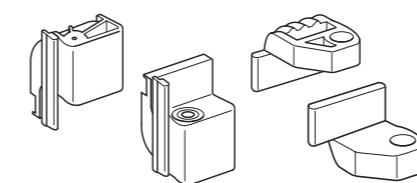
37R019034	1
-----------	---



Guarnizione orizzontale per Spazio L 145 - Grigio / Ral9010  
Horizontal seal for Spazio L145 - Grey / Ral9010

Codice Code	N° pezzi N° pieces
----------------	-----------------------

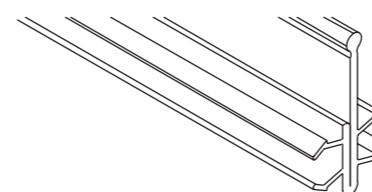
37R019035	1
-----------	---



Perni e pattini per CO-PSO - Grigio / Ral9010  
Pivots and gliders for CO-PSO - Grey / Ral9010

Codice Code	N° pezzi N° pieces
----------------	-----------------------

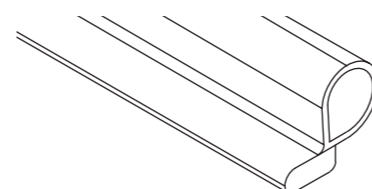
37R019042	2 + 2
-----------	-------



Guarnizione centrale per CO-PSO L 184,5 - Grigio / Ral9010  
Central seal for CO-PSO L 184,5 - Grey / Ral9010

Codice Code	N° pezzi N° pieces
----------------	-----------------------

37R019044	1
-----------	---



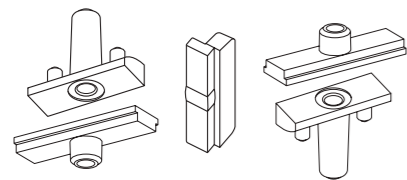
Guarnizione laterale per CO-PSO / CO-PGI L 187  
Side seal for CO-PSO / CO-PGI L 187

Codice Code	N° pezzi N° pieces
----------------	-----------------------

37R019045	1
-----------	---

# Comfort

Ricambi  
Spare parts



Perni per CO-PGI  
*Pivot hinge for CO-PGI*

Codice Code	N° pezzi N° pieces
----------------	-----------------------

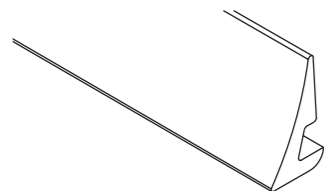
37R019046	2
-----------	---



Maniglia per CO-PSO - Tcrom® / Ral9010  
*Handle for CO-PSO - Tcrom® / Ral9010*

Codice Code	N° pezzi N° pieces
----------------	-----------------------

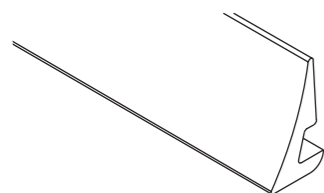
37R019048	1
-----------	---



Guarnizione fermavetro per acrilico L 10 m  
*Rubber seal for acrylic sheet L 10 m*

Codice Code	N° pezzi N° pieces
----------------	-----------------------

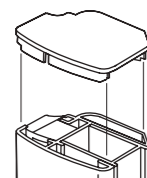
37R019074	1
-----------	---



Guarnizione fermavetro per vetro L 10 m  
*Rubber seal for glass L 10 m*

Codice Code	N° pezzi N° pieces
----------------	-----------------------

37R019075	1
-----------	---



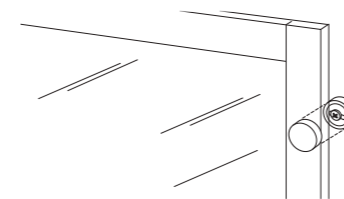
Tappi copertura profili per Spazio - Grigio / Ral9010  
*Caps for Spazio profiles - Grey / Ral9010*

Codice Code	N° pezzi N° pieces
----------------	-----------------------

37R019084	2
-----------	---

# Comfort

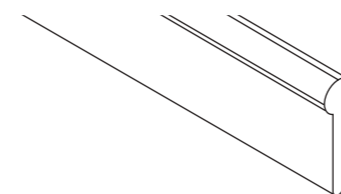
Ricambi  
Spare parts



4 x Viteria fissaggio profili - Tcrom® / Ral9010  
*4 x Screws for profiles fixing - Tcrom® / Ral9010*

Codice Code	N° pezzi N° pieces
----------------	-----------------------

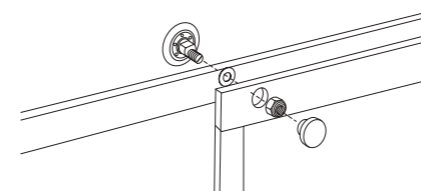
37R019112	1
-----------	---



Guarnizione per CO-PGI L 100  
*Seal for CO-PGI L 100*

Codice Code	N° pezzi N° pieces
----------------	-----------------------

37R019116	1
-----------	---



Ruote eccentriche per CO-ASCR  
*Eccentric wheels for CO-ASCR*

Codice Code	N° pezzi N° pieces
----------------	-----------------------

37R019242	4
-----------	---



# Comfort

## Accessori Accessories



Art. **36A010004**

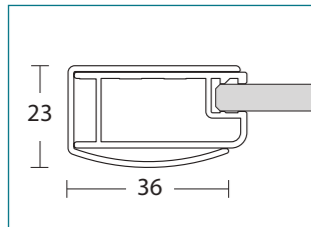
trattamento NEVERDROP®  
treatment NEVERDROP®



Art. **36B010010**

sigillante cristallino SPARTAN®  
sealant SPARTAN®

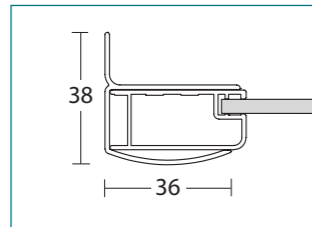
## Profili Profiles



per/for **CO: ASCR - ASCT - ASCS - T55E - T38E - GI38 -**

profilo a muro 159 + schienale 207

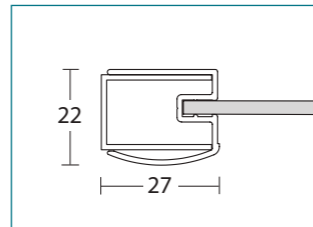
wall profile 159 + vertical profile 207



per/for **CO: PGI - PSC3 - PSC - PSO**

profilo a muro 160 + chiusura con magnete 207

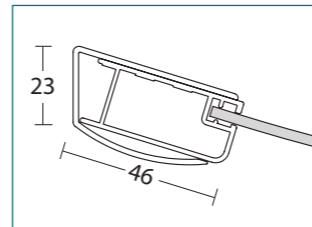
wall profile 160 + magnetic closing 207



per/for **CO: ASCV**

profilo a muro 17X25 + schienale 265

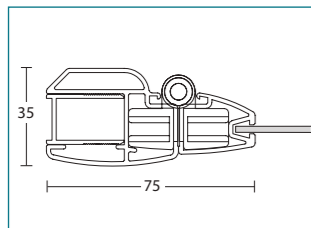
wall profile 17X25 + vertical profile 265



per/for **CO: T61**

profilo a muro 090 + schienale 207

wall profile 090 + vertical profile 207



per/for **CO: 1PPI - 2PPI - 3PPI**

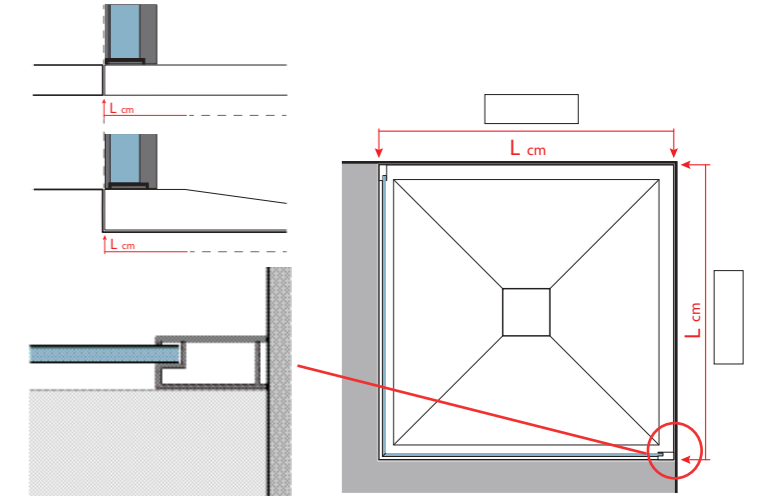
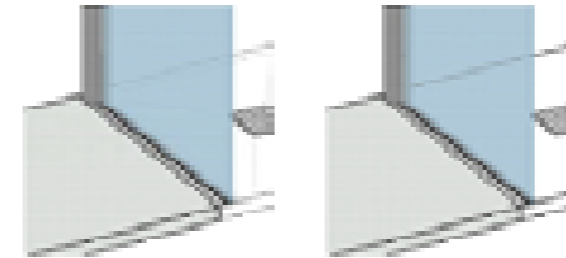
profilo a muro 106  
+ schienale 105  
+ profilo verticale a cerniera 104

wall profile 106  
+ vertical profile 105  
+ vertical pivoting profile 104

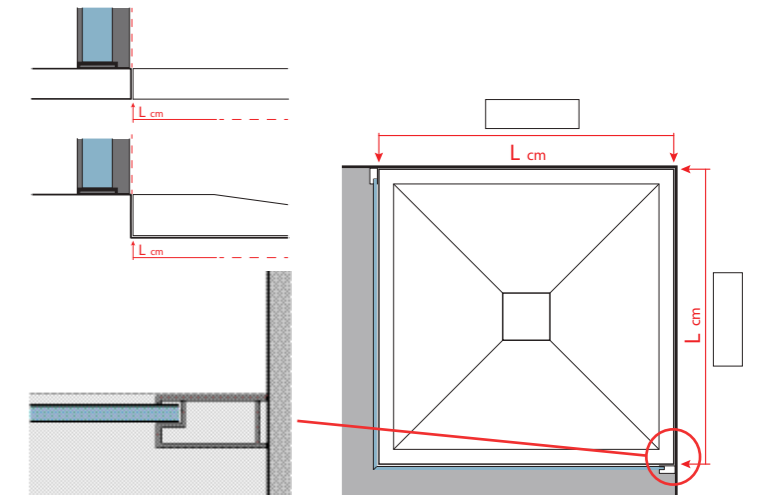
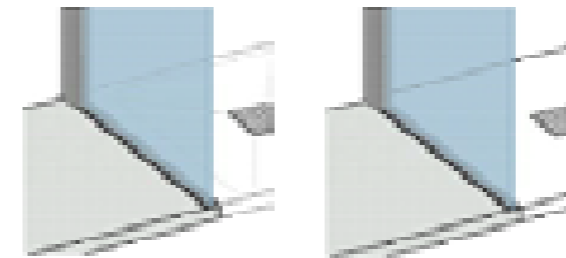
# Comfort

## Installazione a pavimento o con piatto doccia incassato a filo pavimento Floor installation or with built-in shower tray flush with the floor

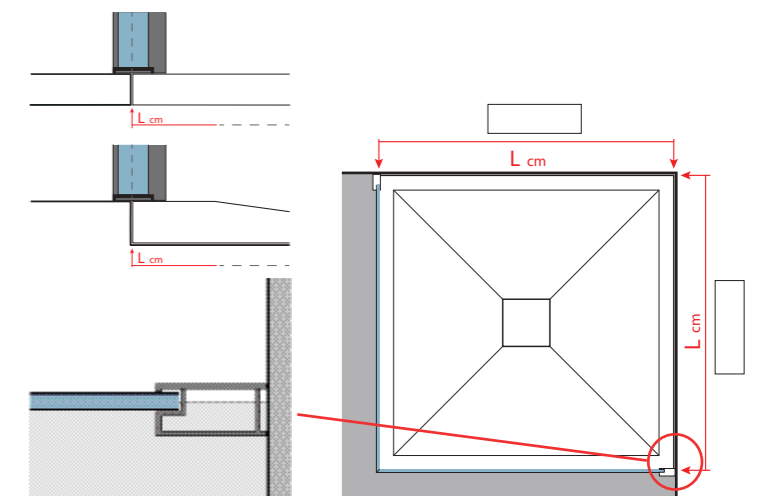
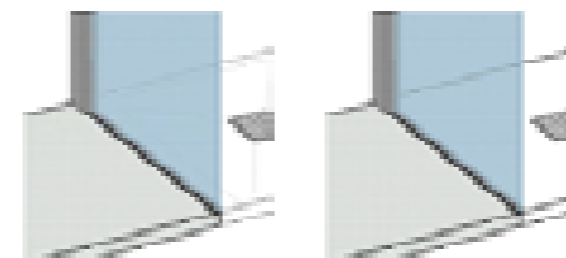
### A1 PROFILO ALL'INTERNO DELLO SPAZIO DOCCIA PROFILE INSIDE THE SHOWER AREA



### A2 PROFILO ALL'ESTERNO DELLO SPAZIO DOCCIA PROFILE OUTSIDE THE SHOWER AREA



### A3 FUGA A MEZZERIA DEL VETRO GLASS OVER THE TILEGROUT



**IMPORTANTE !** In fase d'ordine, se necessario, specificare la tipologia di installazione speciale scelta tra quelle qui rappresentate, es. A1, A2, A3. Prima dell'ordine effettuare il corretto rilievo misure e verificare la perfetta verticalità delle pareti e planarità del piatto doccia o del pavimento. Vedi la sezione "Come si rilevano le misure" a pagina 24.

**IMPORTANT !** When ordering, specify the type of installation i.e.: A1, A2, A3. Before sending the order, take the measurements and check the good levels of walls and tray/floor. See "How to take measurements" section page 24.



CARATTERISTICHE  
FEATURES


- H cm** ALTEZZA PARETI DOCCIA 140/150  
SHOWER DOOR HEIGHT 140/150
- SP mm** SPESSORE LASTRA 2,2/4/6  
GLASS DEPTH 2,2/4/6
- REV** REVERSIBILE  
REVERSIBLE

INFO TECNICHE  
TECHNICAL INFORMATION

- REGOLAZIONE FUORI SQUADRO**  
OFF-SQUARE REGULATION
- EST cm** ESTENSIBILITÀ 1/2/6  
EXSTENSIBILITY 1/2/6
- ROTAZIONE A CAMMA**  
CAM ROTATION
- PROFILO MAGNETICO**  
MAGNETIC PROFILE
- MISURE SPECIALI**  
SPECIAL SIZES


Finiture profili

COLORE




Profiles finishing


ABITAT



VOGUE



Vetri



Glasses

Decografia



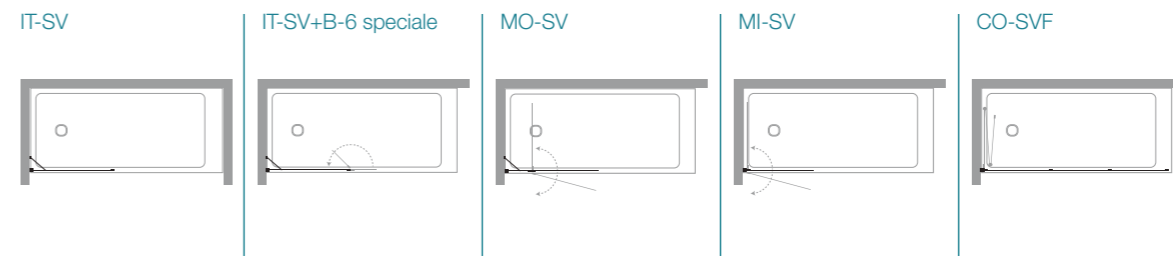
Decoprinting



installazioni previste  
allowed installations

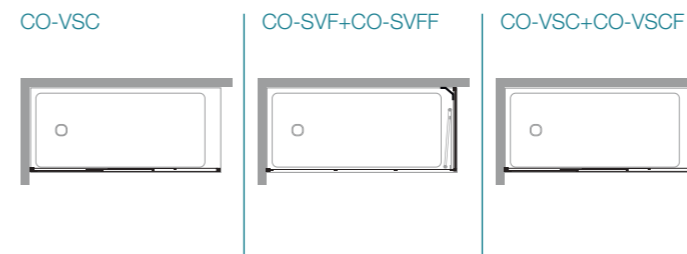
a un lato

one side



a due lati

two sides



a tre lati

three sides



importante

important

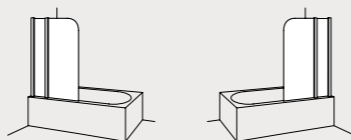
modelli MO-SV e MI-SV NON reversibili

trattamento NEVERDROP® incluso per i modelli IT-SV, MO-SV e MI-SV

models MO-SV and MI-SV NON-reversible

NEVERDROP® treatment included for IT-SV, MO-SV and MI-SV





incluso included



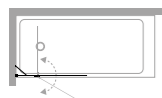
disponibile available



## installazioni

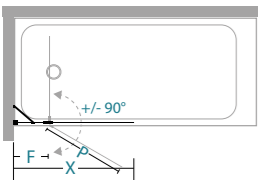
su vasca for bathtub

MO-SV



## installations

## informazioni



## informations

	X	F	P							
94-96	30	62							1	26
99-101	30	67							1	27
104-106	30	72							1	29

X lunghezza parete doccia\ shower wall length  
F lunghezza lato fisso\ fixed side length  
P lunghezza porta\ door length

## Misure standard

Codice SX LH Code	Codice DX RH Code	estensibilità extension	Finiture profili Profiles finishing	30	16	32	12	10
08V010094	08V020094	94-96	colore	---	---	---	---	---
			abitat	---	---	---	---	---
			vogue	---	---	---	---	---
08V010099	08V020099	99-101	colore	---	---	---	---	---
			abitat	---	---	---	---	---
			vogue	---	---	---	---	---
08V010104	08V020104	104-106	colore	---	---	---	---	---
			abitat	---	---	---	---	---
			vogue	---	---	---	---	---

## Standard sizes

## Misure speciali L / H

Codice SX LH Code	Codice DX RH Code	su misura bespoke	Finiture profili Profiles finishing	30	16	32	12
08V019001	08V029001	40 < L < 60	colore	---	---	---	---
			abitat	---	---	---	---
			vogue	---	---	---	---
08V019001	08V029001	61 < L < 100	colore	---	---	---	---
			abitat	---	---	---	---
			vogue	---	---	---	---
08V019001	08V029001	101 < L < 140	colore	---	---	---	---
			abitat	---	---	---	---
			vogue	---	---	---	---

## Special sizes L / H

## attenzione

incluso: supporto di rinforzo standard L 50 cm regolabile e snodato

included: adjustable bar 50 cm L

## warning

Optical e Terra - decografia per: vetro Trasparente, Misure standard e speciali, max 135 cm L

Optical and Terra - decoprinting for: glass Trasparente, Standard and Special sizes, max 135 cm L

il prezzo della H speciale va trovato nella tabella Misure speciali L / H in base alla L della parete doccia

special price for H is to be found in Special sizes L / H as per L needed size

Misure speciali  
Special size

H max 160 cm  
L min 40 cm  
L max 140 cm

ricambi-Neversdrop-Spartan  
Spare parts

schede rilievo misure  
measurement form

schede installazione  
installation form

profili speciali  
special profiles

## supplementi

Decografia  
Decoprinting

per codice  
for code

Sigillante SPARTAN®  
Sealant SPARTAN®

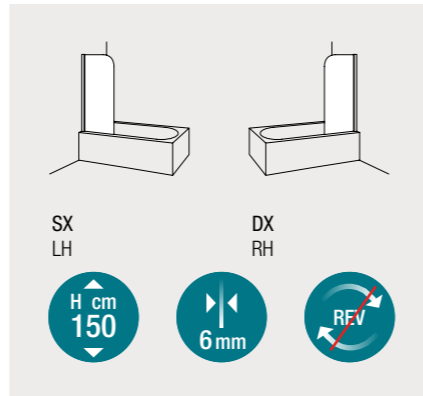
€ 71 36B010010

## supplements

€

---

05 acrilico satin 06 atelier 10 frozen 11 flack 12 reflex 16 satinato 29 fumé 30 trasparente 31 extrachiario 32 cincillà 34 stampato c

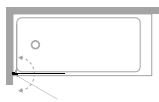


disponibile available

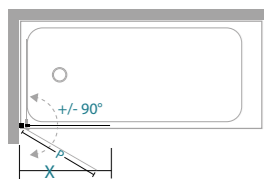


## installazioni

su vasca for bathtub  
MI-SV



## informazioni



X lunghezza parete doccia\ shower wall length  
P lunghezza porta\ door length

## installations

## informations

X	P								
68-70	62							1	19
73-75	67							1	20
78-80	72							1	21

## Misure standard

Codice SX LH Code	Codice DX RH Code	estensibilità extension	Finiture profili Profiles finishing	30	16	32	12	10
08V210068	08V220068	68-70	colore	---	---	---	---	---
			abitat	■	---	---	---	---
			vogue	---	---	---	---	---
08V210073	08V220073	73-75	colore	---	---	---	---	---
			abitat	---	---	---	---	---
			vogue	---	---	---	---	---
08V210078	08V220078	78-80	colore	---	---	---	---	---
			abitat	■	---	---	---	---
			vogue	---	---	---	---	---

## Misure speciali L / H

Codice SX LH Code	Codice DX RH Code	su misura bespoke	Finiture profili Profiles finishing	30	16	32	12
08V219001	08V229001	20 < L < 60	colore	---	---	---	---
			abitat	---	---	---	---
			vogue	---	---	---	---
08V219001	08V229001	61 < L < 80	colore	---	---	---	---
			abitat	---	---	---	---
			vogue	---	---	---	---
08V219001	08V229001	81 < L < 100	colore	---	---	---	---
			abitat	---	---	---	---
			vogue	---	---	---	---

## attenzione

Optical e Terra - decografia per: vetro Trasparente, Misure standard e speciali, max 135 cm L

Optical and Terra - decoprinting for: glass Trasparente, Standard and Special sizes, max 135 cm L

## warning

il prezzo della H speciale va trovato nella tabella Misure speciali L / H in base alla L della parete doccia

special price for H is to be found in Special sizes L / H as per L needed size

## Misure speciali

Special size  
H max 160 cm  
L min 20 cm  
L max 100 cm

## Disponibilità

Availability  
■ STOCK

## supplementi

Decografia  
Decoprinting

€  
per codice for code 36

Sigillante SPARTAN®  
Sealant SPARTAN®

€  
36B010010

05	06	10	11	12	16	29	30	31	32	34
acrilico satin	atelier	frozen	flack	reflex	satinato	fumè	trasparente	extrachiario	cincillà	stampato c

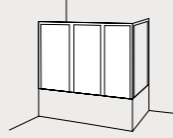
## ricambi-Neversdrop-Spartan

Spare parts 558

schede rilievo misure  
measurement form 550

schede installazione  
installation form 560

profili speciali  
special profiles 565



incluso included



disponibile available



### Misure standard

### Standard sizes

Codice Code	estensibilità extension	Finiture profili Profiles finishing	05	30	32
02V050165	165-171	colore Tcrom®	---	---	---

### Misure speciali L / H

### Special sizes L / H

Codice Code	su misura bespoke	Finiture profili Profiles finishing	05	30	32
02V059001	99 < L < 130	colore Tcrom®	---	---	---
02V059001	131 < L < 160	colore Tcrom®	---	---	---
02V059001	161 < L < 190	colore Tcrom®	---	---	---
02V059001	191 < L < 207	colore Tcrom®	---	---	---

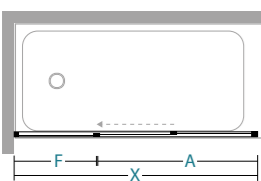
### installazioni

### installations



### informazioni

### informations



apertura scorrevole  
sliding door

X	F	A							
165-171	60	100						1	36

X lunghezza parete doccia\ shower wall length  
F lunghezza lato fisso\ fixed side length

### attenzione

### warning

il prezzo della H speciale va trovato nella tabella Misure speciali L / H in base alla L della parete doccia

special price for H is to be found in Special sizes L / H as per L needed size

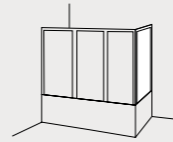
Misure speciali Special size						ricambi-Neverdrop-Spartan Spare parts
H max	160 cm					558
L min	99 cm					schede rilievo misure measurement form
L max	207 cm					550

### supplementi

### supplements

Profilo di compensazione 3 cm Extension profile 3 cm	Set trattamento Neverdrop® set Neverdrop®	Sigillante SPARTAN® Sealant SPARTAN®				schede installazione installation form	profili speciali special profiles
37P019222	36A010004	36B010010	€	€	€	560	565

05	06	10	11	12	16	29	30	31	32	34
acrilico satin	atelier	frozen	flack	reflex	satinato	fumè	trasparente	extrachiario	cincillà	stampato c



incluso

included



disponibile

available



### installazioni

su vasca for bathtub  
CO-VSC+CO-VSCF



### installations

su vasca for bathtub  
CO-VSC+2xCO-VSCF



### informazioni



### informations

Y											
65-71										1	14
71-77										1	15

Y lunghezza parete doccia\ shower wall length

### Misure standard

### Standard sizes

Codice Code	estensibilità extension	Finiture profili Profiles finishing	05	30	32
02F100065	65-71	colore Tcrom®	---	---	---
02F100075	71-77	colore Tcrom®	---	---	---

### Misure speciali L / H

### Special sizes L / H

Codice Code	su misura bespoke	Finiture profili Profiles finishing	05	30	32
02F109001	14 < L < 40	colore Tcrom®	---	---	---
02F109001	41 < L < 60	colore Tcrom®	---	---	---
02F109001	61 < L < 80	colore Tcrom®	---	---	---
02F109001	81 < L < 100	colore Tcrom®	---	---	---

### attenzione

il prezzo della H speciale va trovato nella tabella Misure speciali L / H in base alla L della parete doccia

special price for H is to be found in Special sizes L / H as per L needed size

### warning

### Misure speciali Special size

H	max	160 cm
L	min	14 cm
L	max	100 cm

### supplementi

Profilo di compensazione 3 cm  
Extension profile 3 cm

€ ---

Set trattamento Neverdrop®  
set Neverdrop®

€ ---

Sigillante SPARTAN®  
Sealant SPARTAN®

€ ---

05	06	10	11	12	16	29	30	31	32	34
acrilico satin	atelier	frozen	flack	reflex	satinato	fumè	trasparente	extrachiaro	cincillà	stampato c

ricambi- Neverdrop-Spartan  
Spare parts 558

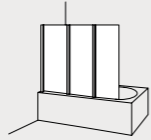
schede rilievo misure  
measurement form 550

schede installazione  
installation form 560

profili speciali  
special profiles 565

# Pieghevole

Parete doccia sopravasca pieghevole  
Folding bathtub screen



incluso included



disponibile available



# CO-SVF

INSTALLAZIONE SU VASCA DA BAGNO O MURETTO  
INSTALLATION ON BATHTUB OR LOW WALL

## Misure standard Standard sizes

Codice Code	estensibilità extension	Finiture profili Profiles finishing	05
02V020140	140	colore	---

## Misure speciali L / H Special sizes L / H

Codice Code	su misura bespoke	Finiture profili Profiles finishing	05
02V029001	75 < L < 140	colore	---
02V029001	141 < L < 160	colore	---

## installazioni

su vasca for bathtub  
CO-SVF

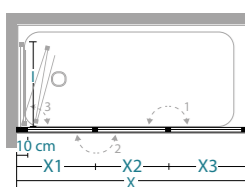


## installations

su vasca for bathtub  
CO-SVF+CO-SVFF



## informazioni



apertura pieghevole  
folding door

## informations

X	X1	X2	X3	I					
140	45	45	45	49					

- X lunghezza parete doccia\ shower wall length
- X1 lunghezza porta\ door length
- X2 lunghezza porta\ door length
- X3 lunghezza porta\ door length
- I ingombro interno\ internal dimensions

## attenzione

il prezzo della H speciale va trovato nella tabella Misure speciali L / H in base alla L della parete doccia

special price for H is to be found in Special sizes L / H as per L needed size

## warning

Misure speciali Special size	Disponibilità Availability								
H max 160 cm	STOCK								
L min 75 cm									
L max 160 cm									

## supplementi

Sigillante SPARTAN®  
Sealant SPARTAN®

€  
36B010010 ---

## supplements

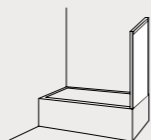
ricambi-Neverdrop-Spartan Spare parts	558
schede rilievo misure measurement form	550
schede installazione installation form	560
profili speciali special profiles	565

05	06	10	11	12	16	29	30	31	32	34
acrilico satin	atelier	frozen	flack	reflex	satinato	fumè	trasparente	extrachiario	cincillà	stampato c



# Pieghevole

Parete doccia sopravasca fissa di profondità per CO-SVF  
Fixed bathtub panel for CO-SVF



incluso included



disponibile available



## installazioni

su vasca for bathtub  
CO-SVF+CO-SVFF



## installations

## informazioni



## informations

Y												
65-68											1	7

Y lunghezza parete doccia\ shower wall length

# CO-SVFF

INSTALLAZIONE SU VASCA DA BAGNO O MURETTO  
INSTALLATION ON BATHTUB OR LOW WALL

## Misure standard

Standard sizes

Codice Code	estensibilità extension	Finiture profili Profiles finishing	05
02F040065	65-68	colore	---

## Misure speciali L / H

Special sizes L / H

Codice Code	su misura bespoke	Finiture profili Profiles finishing	05
02F049001	35 < L < 60	colore	---
02F049001	61 < L < 80	colore	---
02F049001	81 < L < 90	colore	---

## attenzione

coppia di sostegni obbligatori

mandatory of couple of supports

## warning

il prezzo della H speciale va trovato nella tabella Misure speciali L / H in base alla L della parete doccia

special price for H is to be found in Special sizes L / H as per L needed size

Misure speciali  
Special size

H max	160 cm
L min	35 cm
L max	90 cm

## supplementi

Coppia di sostegni  
Couple of supports

36S110001	€ ---
-----------	-------

Profilo di compensazione 3 cm  
Extension profile 3 cm

37P019222	€ ---
-----------	-------

Sigillante SPARTAN®  
Sealant SPARTAN®

36B010010	€ ---
-----------	-------

ricambi-Neverdrop-Spartan  
Spare parts

schede rilievo misure  
measurement form

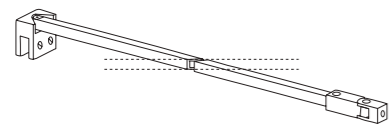
schede installazione  
installation form

profili speciali  
special profiles

558  
550  
560  
565

05	06	10	11	12	16	29	30	31	32	34
acrilico satin	atelier	frozen	flack	reflex	satinato	fume	trasparente	extrachiario	cincilla	stampato c

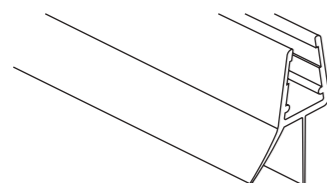
## Sopravasca

Ricambi  
Spare parts

Supporto standard vetro-muro L 100 (con deviatore) - Tcrom® / Bianco e nero opaco  
Glass-wall standard support L 100 (with div.) - Tcrom® / matt Black / matt White

Codice Code	N° pezzi N° pieces
----------------	-----------------------


36S117002	1
-----------	---



Guarnizione doppia aletta L 100  
Double fin seal L 100

Codice Code	N° pezzi N° pieces
----------------	-----------------------

37R019022	1
-----------	---



Guarnizione fermavetro per IT-SV L 230  
Rubber seal for IT-SV L 230

Codice Code	N° pezzi N° pieces
----------------	-----------------------

37R019221	1
-----------	---



Tappi copertura - Tcrom® / Nero opaco / Bianco opaco  
Screw caps - Tcrom® / matt Black / matt White

Codice Code	N° pezzi N° pieces
----------------	-----------------------

37R019243	2
-----------	---



Perno superiore per MO-SV e MI-SV - Tcrom® / Nero opaco / Bianco opaco  
Upper hinge for MO-SV and MI-SV - Tcrom® / matt Black / matt White

Codice Code	N° pezzi N° pieces
----------------	-----------------------

37R019292	1
-----------	---

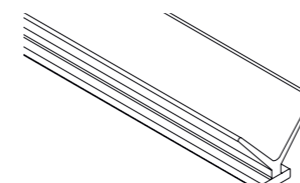
## Sopravasca

Ricambi  
Spare parts

Perno inferiore - Tcrom® / Nero opaco / Bianco opaco  
Lower pivot hinge - Tcrom® / matt Black / matt White

Codice Code	N° pezzi N° pieces
----------------	-----------------------


37R019293	1
-----------	---



Guarnizione verticale tenuta L 200  
Vertical anti-leakage seal L 200

Codice Code	N° pezzi N° pieces
----------------	-----------------------

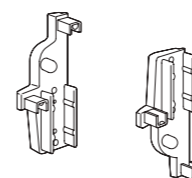
37R019296	1
-----------	---



Cuscinetti a sfera eccentrici  
Eccentric ball bearings

Codice Code	N° pezzi N° pieces
----------------	-----------------------

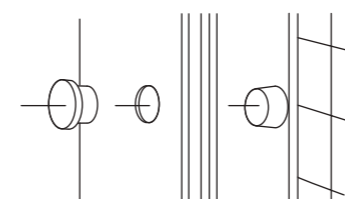
37R019010	4
-----------	---



Tappi finecorsa per CO-VSC - Grigio / Ral9010  
Caps for CO-VSC shock absorber - Grey / Ral9010

Codice Code	N° pezzi N° pieces
----------------	-----------------------

37R019012	2
-----------	---

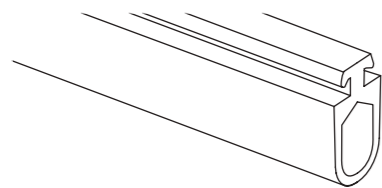


Tappi copertura - Grigio / Ral9010  
Screw caps - Grey / Ral9010

Codice Code	N° pezzi N° pieces
----------------	-----------------------

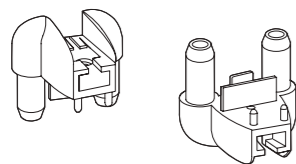
37R019024	4
-----------	---

## Sopravasca

Ricambi  
Spare partsGuarnizione orizzontale per CO-SVF L 145 - Grigio / Ral9010  
*Horizontal seal for CO-SVF L145 - Grey / Ral9010*

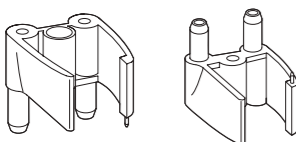
Codice Code	N° pezzi N° pieces
----------------	-----------------------

37R019035	1
-----------	---

Cerniere anta per CO-SVF - Grigio / Ral9010  
*Glass hinges for CO-SVF - Grey / Ral9010*

Codice Code	N° pezzi N° pieces
----------------	-----------------------

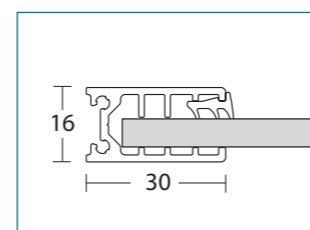
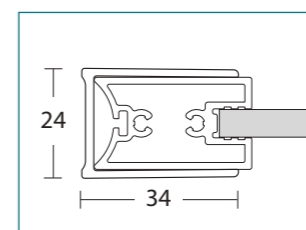
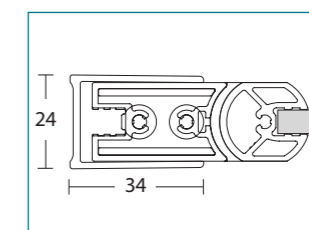
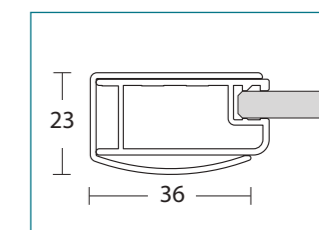
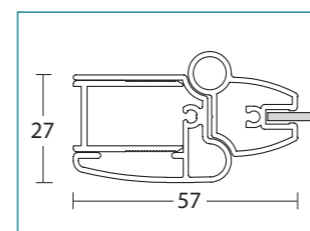
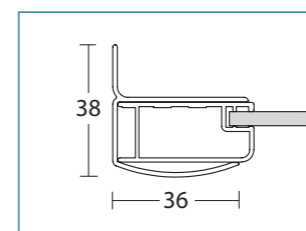
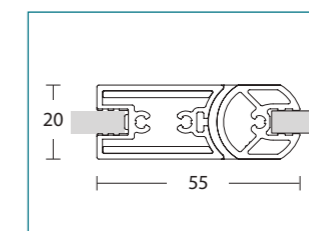
37R019036	1
-----------	---

Cerniere muro per CO-SVF - Grigio / Ral9010  
*Wall hinges for CO-SVF - Grey / Ral9010*

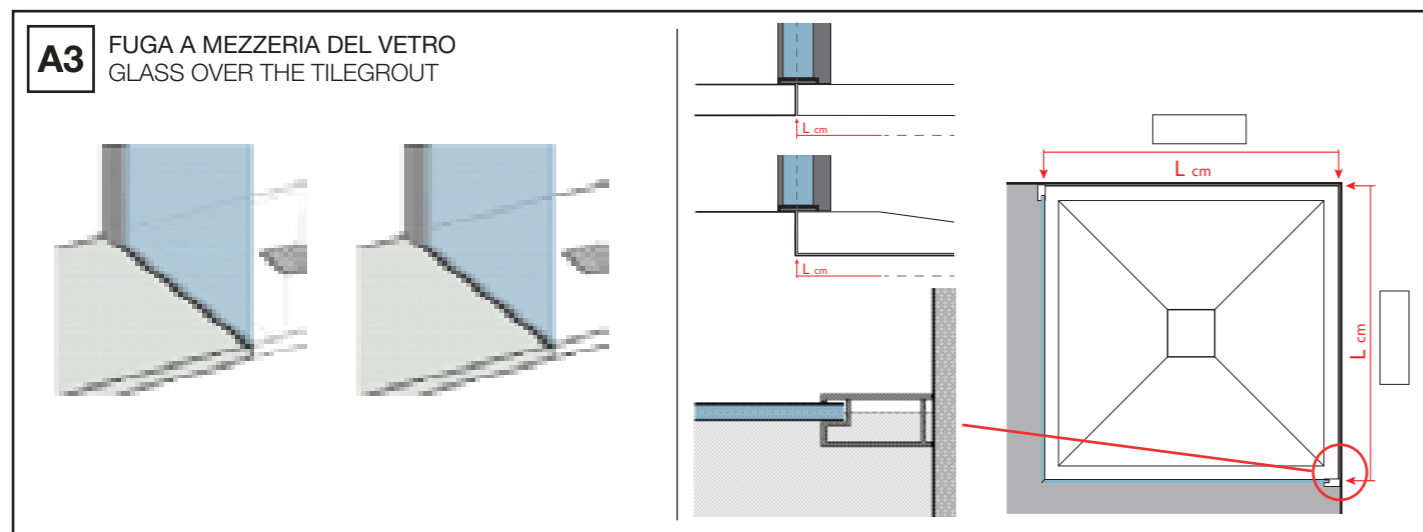
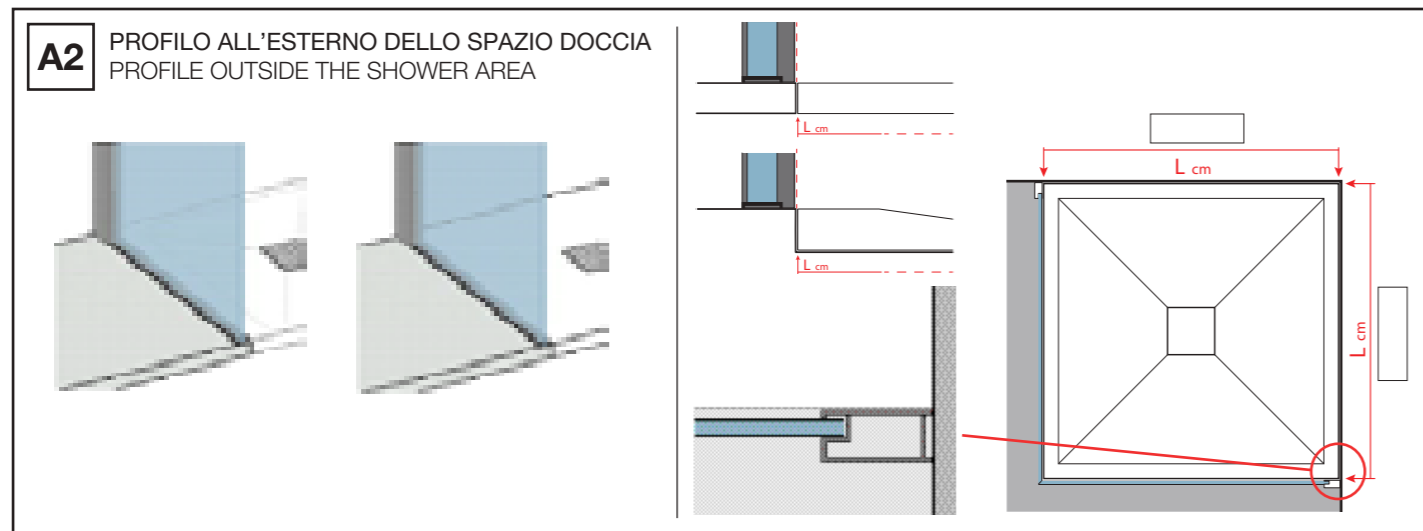
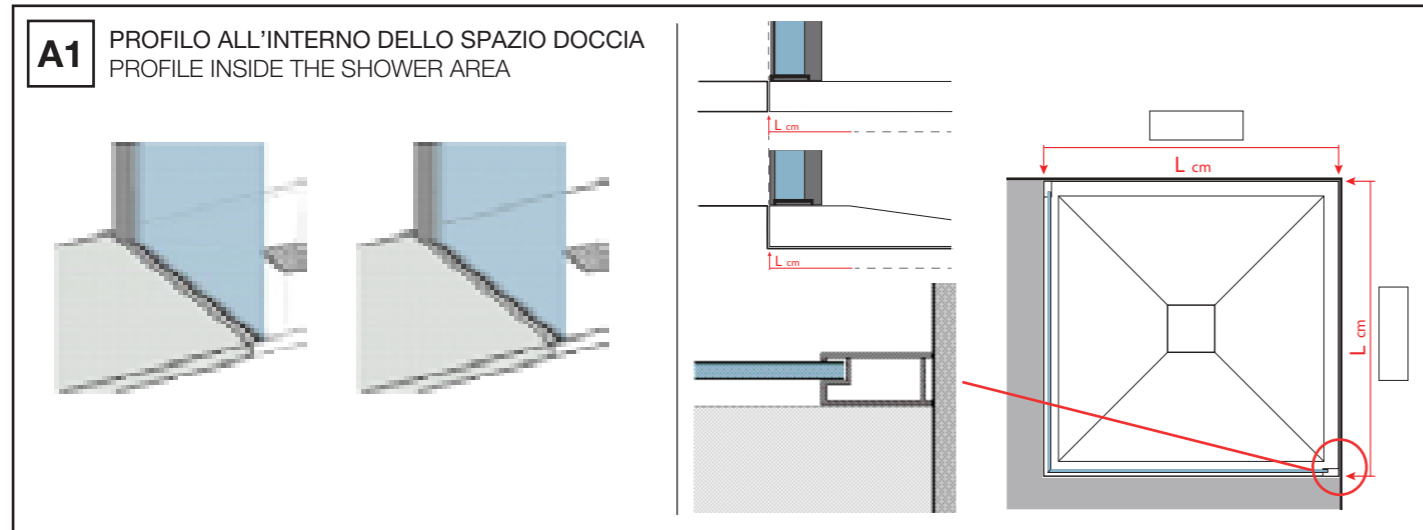
Codice Code	N° pezzi N° pieces
----------------	-----------------------

37R019037	1 + 1
-----------	-------

## Sopravasca

Accessori  
AccessoriesArt. **36A010004**trattamento NEVERDROP®  
*treatment NEVERDROP®*Art. **36B010010**sigillante cristallino SPARTAN®  
*sealant SPARTAN®*Profili  
Profilesper/for **IT-SV**profilo a muro **1135 (6)**  
+ guarnizione **78x10***wall profile 1135 (6) + seal 78x10*per/for **MO-SV**profilo a muro **1125** + schienale  
**1212***wall profile 1125 + vertical profile 1212*per/for **MI-SV**profilo a muro **1125** + schienale  
**1212***wall profile 1125 + vertical profile 1212*per/for **CO: SVFF**profilo a muro **159** + schienale  
**207***wall profile 159 + vertical profile 207*per/for **CO: SVF**profilo a muro **106**  
+ schienale **105**  
+ profilo verticale a cerniera **104***wall profile 106  
+ vertical profile 105  
+ vertical pivoting profile 104*per/for **CO: VSC**profilo a muro **160** + chiusura  
con magnete **207***wall profile 160 + magnetic  
closing 207*per/for **MO-SV**profilo schienale **1212** +  
rotazione **1337***magnetic closing 1128*

Installazione a pavimento o con piatto doccia incassato a filo pavimento  
 Floor installation or with built-in shower tray flush with the floor



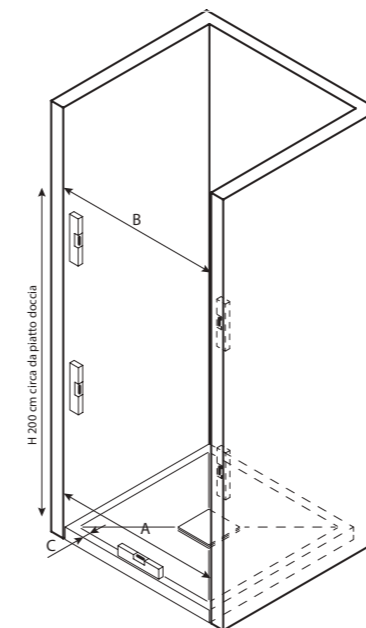
**IMPORTANTE!** In fase d'ordine, se necessario, specificare la tipologia di installazione speciale scelta tra quelle qui rappresentate, es. A1, A2, A3. Prima dell'ordine effettuare il corretto rilievo misure e verificare la perfetta verticalità delle pareti e planarità del piatto doccia o del pavimento. Vedi la sezione "Come si rilevano le misure" a pagina 24.

**IMPORTANT!** When ordering, specify the type of installation i.e.: A1, A2, A3. Before sending the order, take the measurements and check the good levels of walls and tray/floor. See "How to take measurements" section page 24.

Esempi di rilievo misure di cabine doccia standard  
 Examples of measurements for standard shower enclosures

**1.** per Pareti doccia ad un'anta e a due ante, scorrevoli o a battente

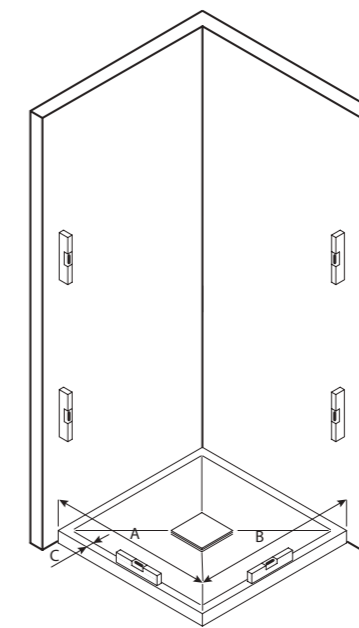
for shower enclosures with one and/or two doors, sliding or pivoting



A ..... cm  
 B ..... cm  
 C ..... cm

**2.** per Pareti doccia ad angolo. Due porte o ad una porta con fisso aggiuntivo

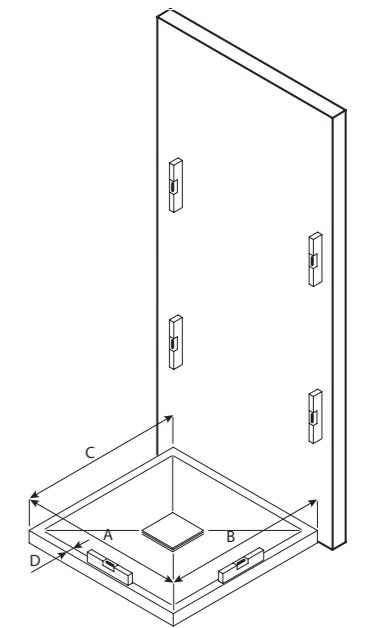
for corner shower enclosures. One or two doors with additional fixed panel



A ..... cm  
 B ..... cm  
 C ..... cm

**3.** per cabine doccia con una porta e due fissi laterali aggiuntivi o a due porte ed un fisso laterale aggiuntivo

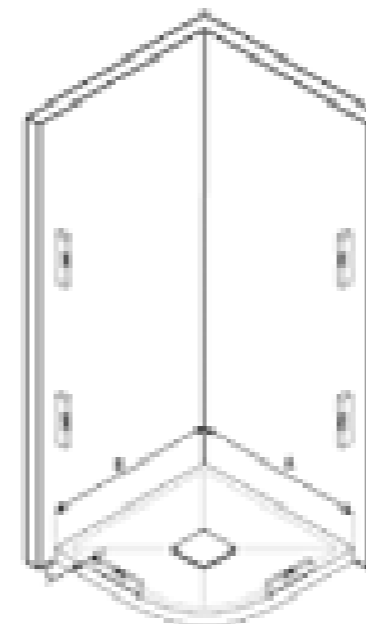
for shower enclosures with one door and two sides fixed panels or with two doors and one additional side fixed panel



A ..... cm  
 B ..... cm  
 C ..... cm  
 D ..... cm

**4.** per cabine doccia con ante curvate a battente o scorrevoli - Raggio 55 cm

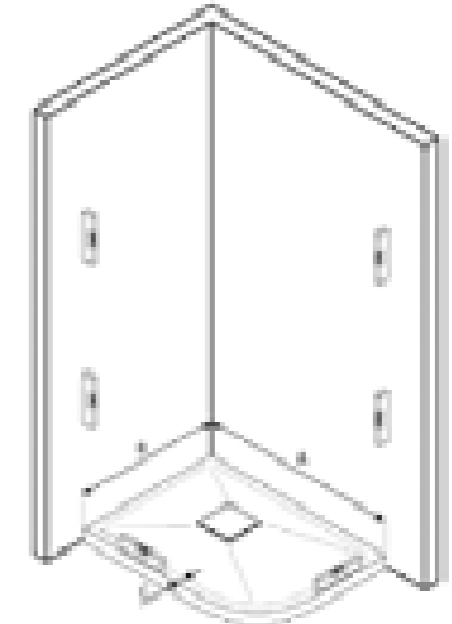
for quadrant shower enclosures - Radius 55 cm



A ..... cm  
 B ..... cm  
 C ..... cm

**5.** per cabine doccia con ante curvate a battente o scorrevoli - Raggio 38 cm

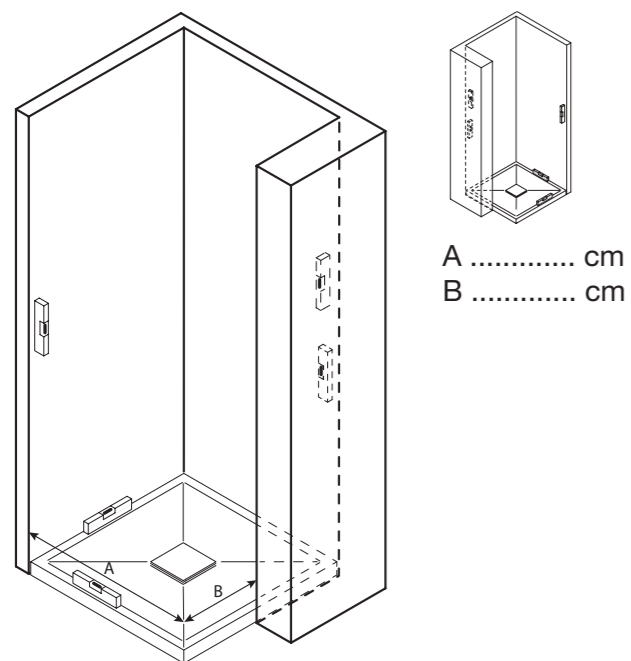
for quadrant shower enclosures - Radius 38 cm



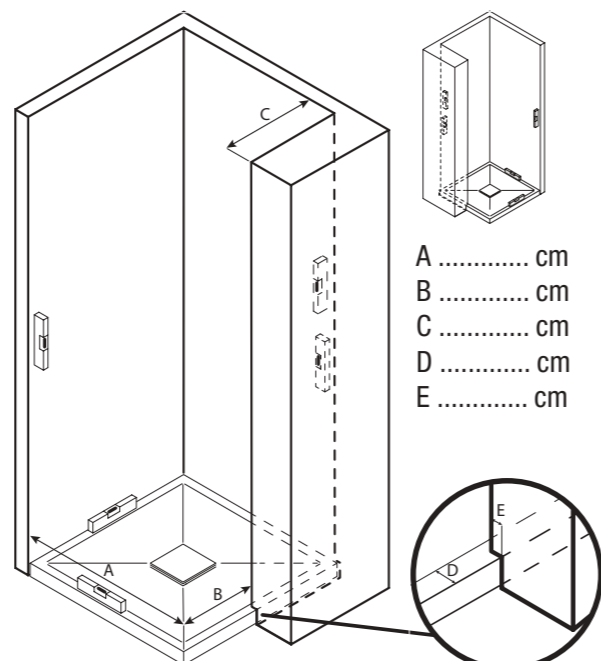
A ..... cm  
 B ..... cm  
 C ..... cm

Esempi di rilievo misure per installazione particolari  
Examples of measurements for special installations

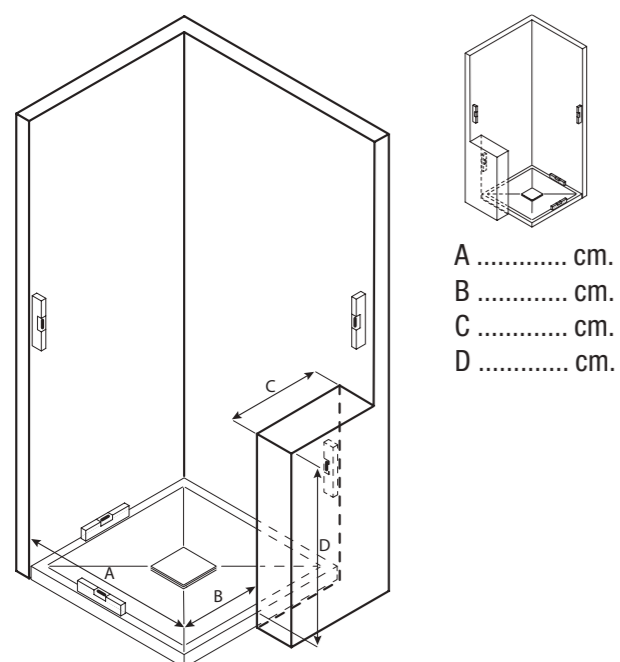
6.



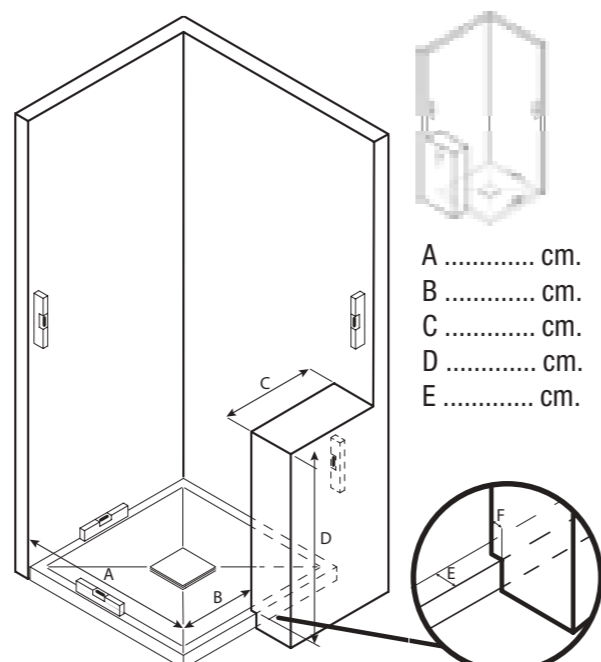
7.



8.

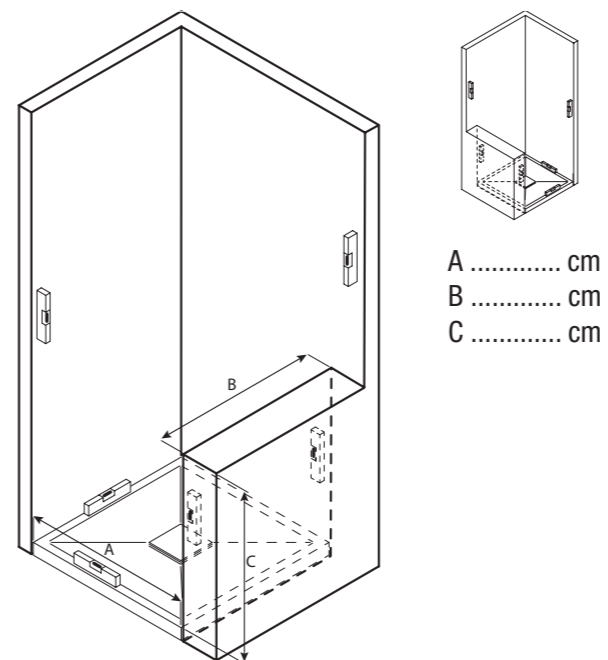


9.

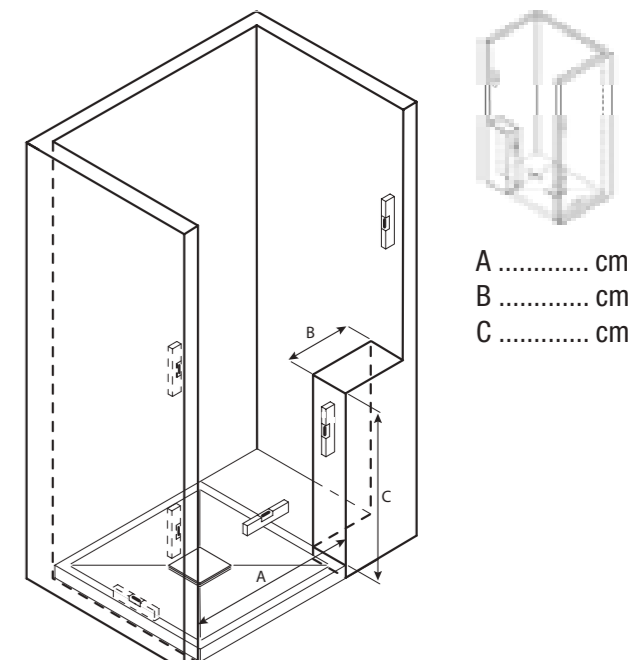


Esempi di rilievo misure per installazione particolari  
Examples of measurements for special installations

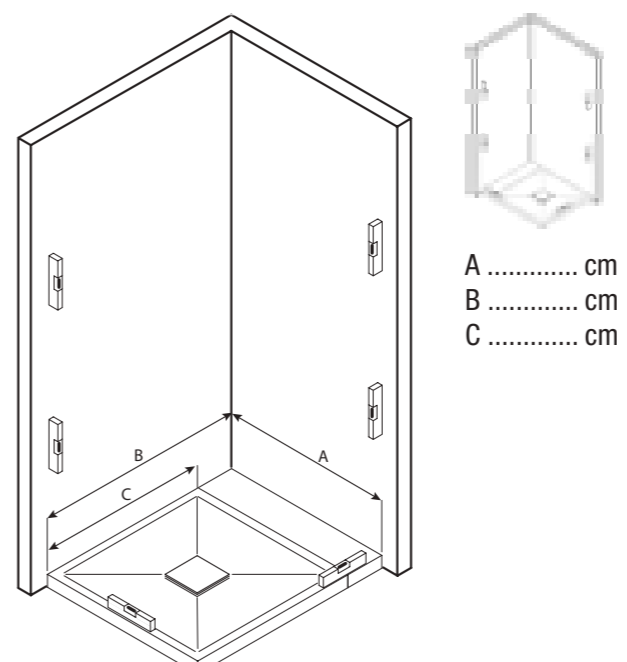
10.



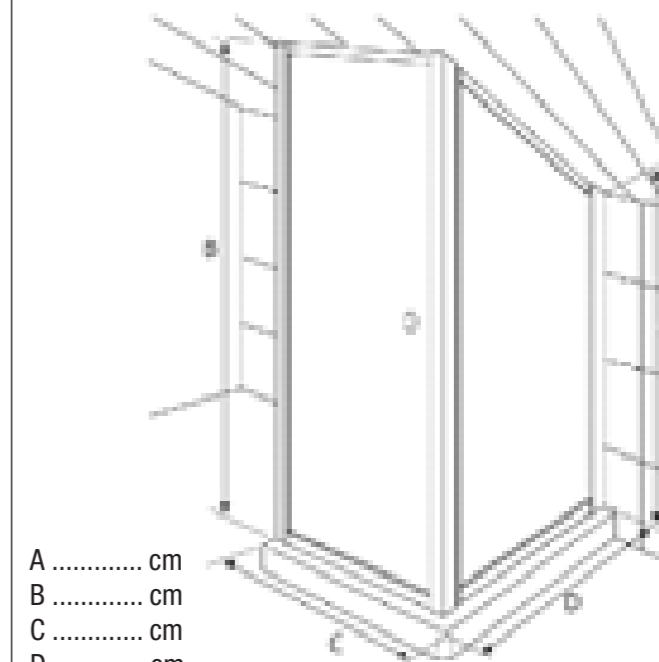
11.



12.

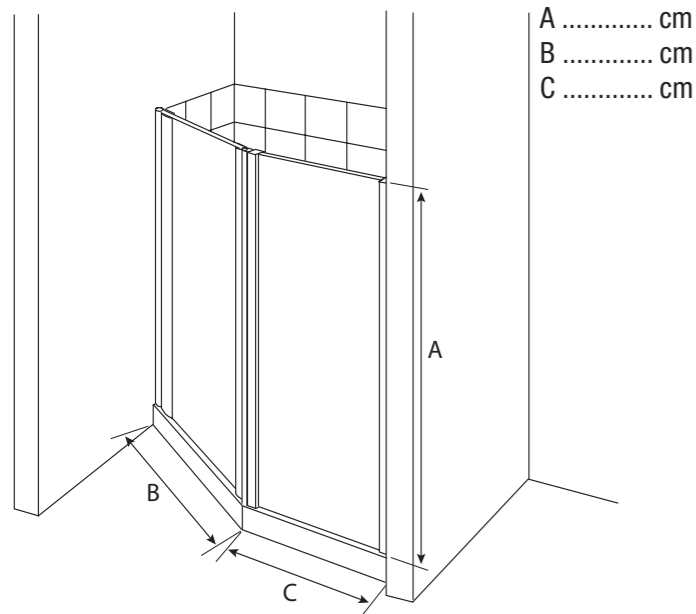


13.

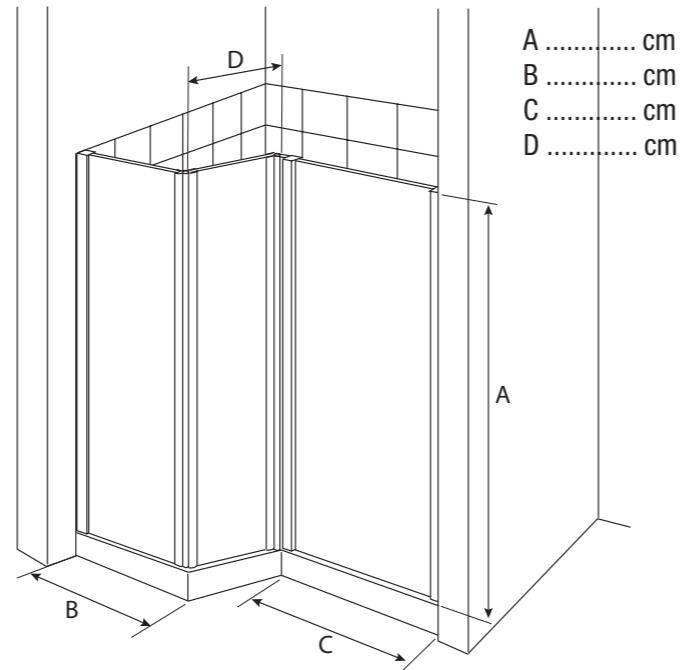


Esempi di rilievo misure per installazione particolari  
Examples of measurements for special installations

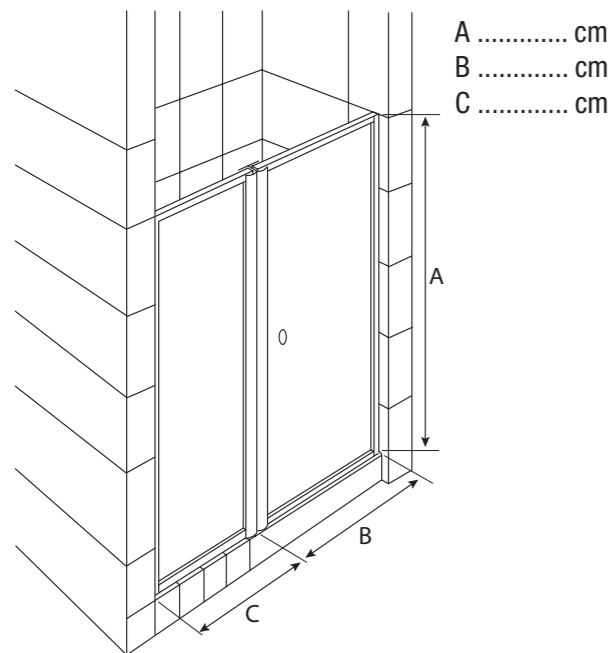
14.



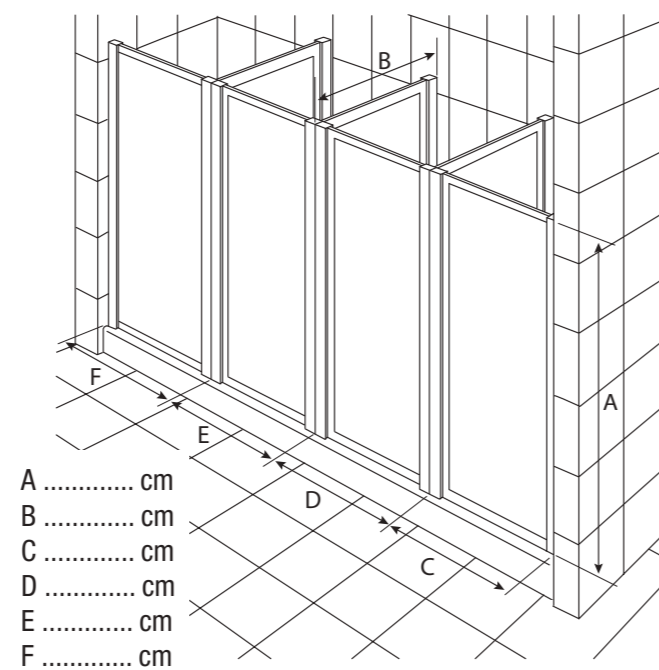
15.



16.

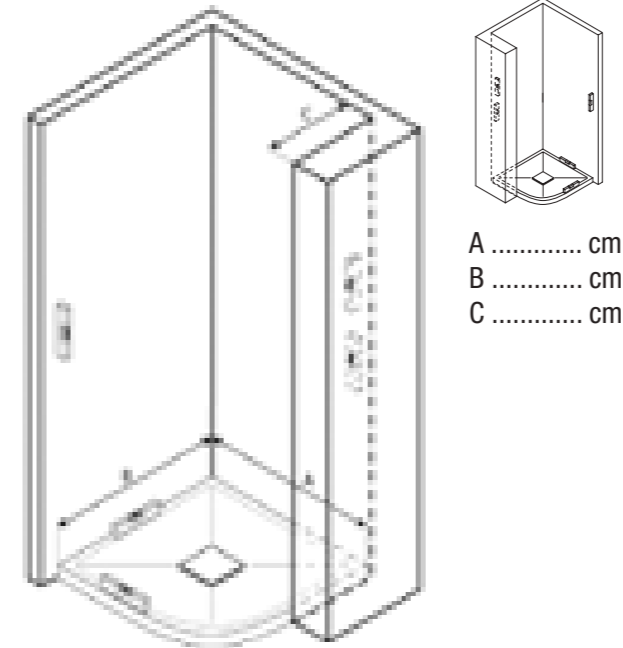


17.

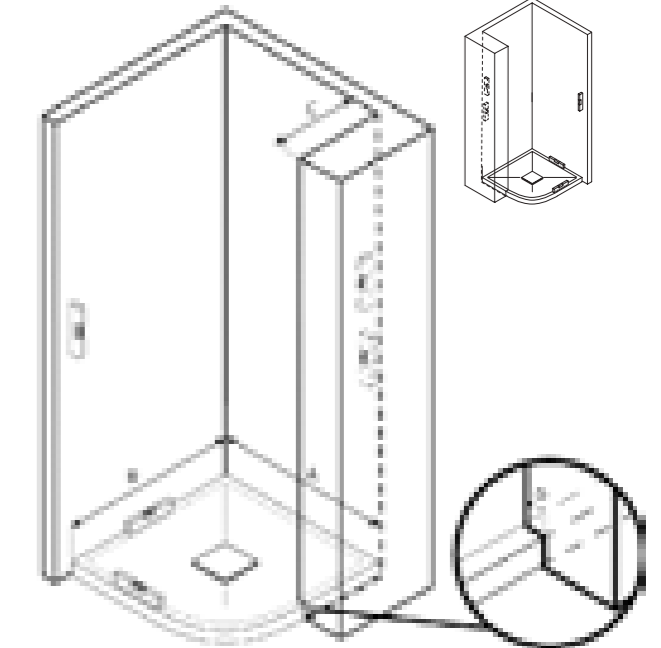


Esempi di rilievo misure per installazione particolari  
Examples of measurements for special installations

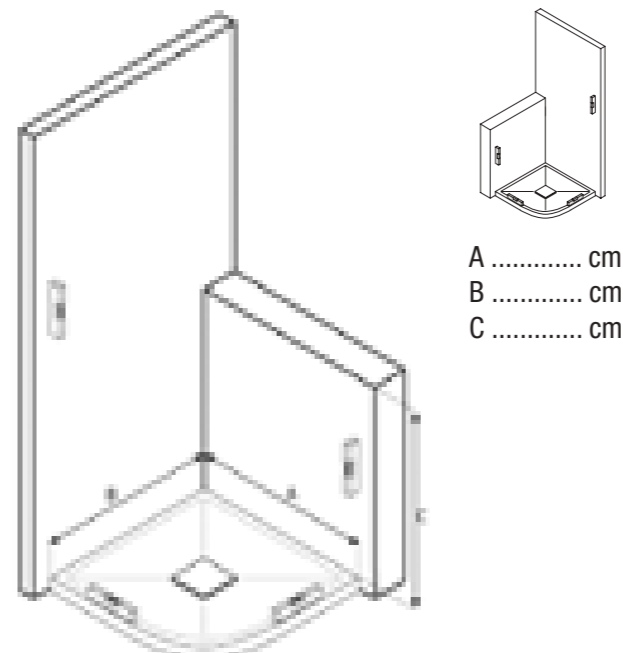
18.



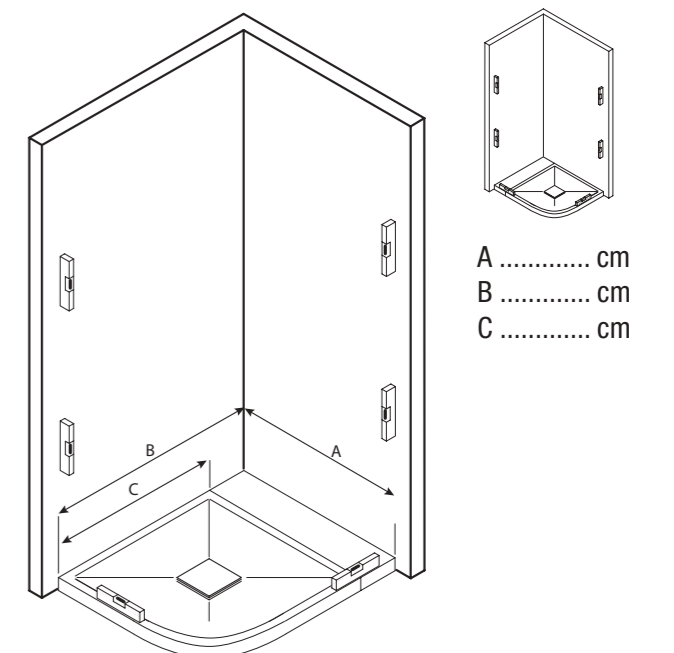
19.



20.

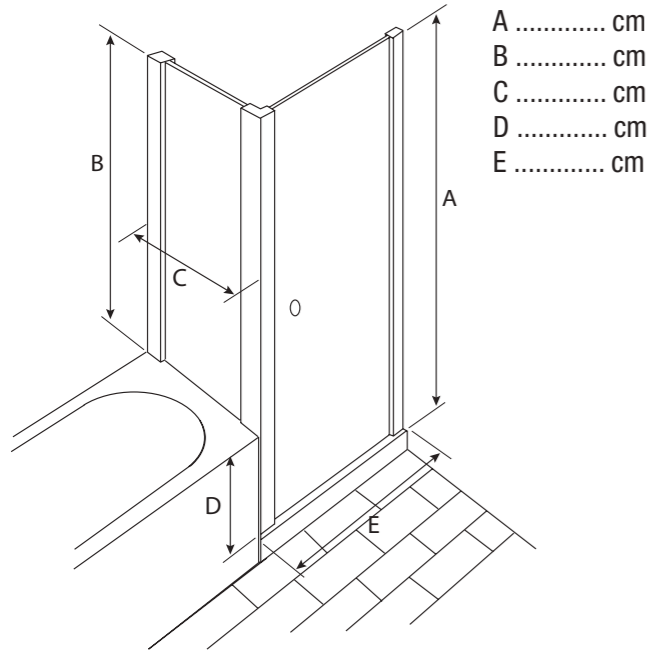


21.

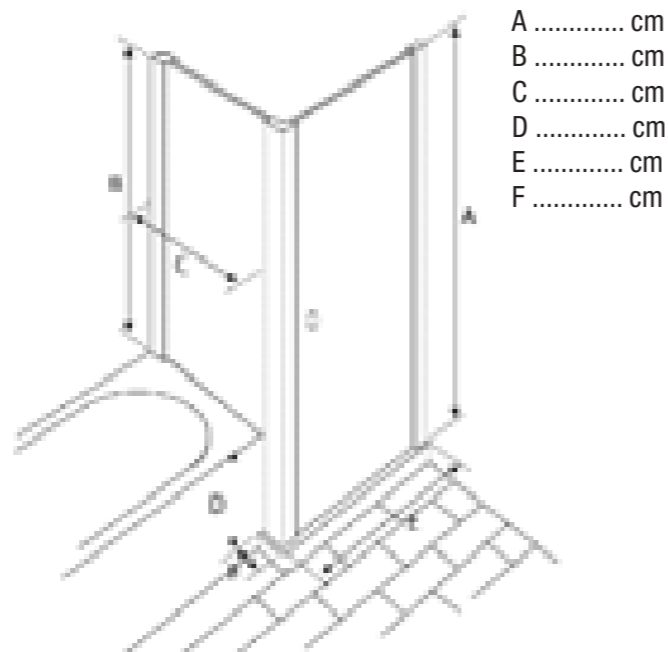


Esempi di rilievo misure per installazione particolari  
Examples of measurements for special installations

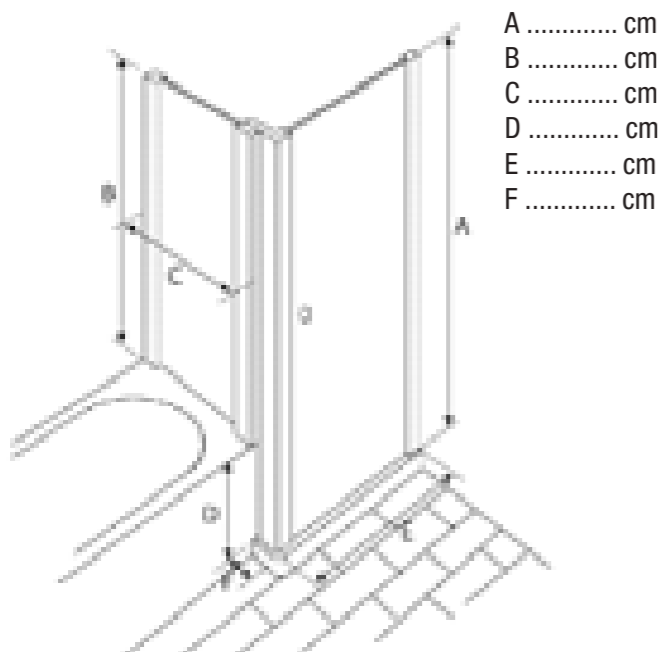
22.



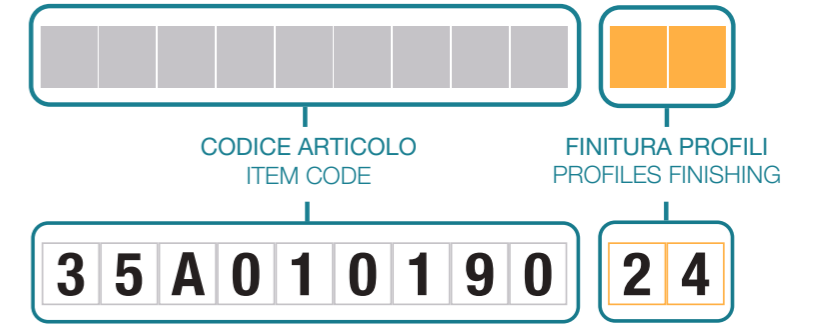
23.



24.



COMPOSIZIONE CODICE D'ORDINE  
REFERENCE CODE STRUCTURE



colore

- 20 [ral9010 totale]
- 59 [nero totale]
- 60 [bianco totale]
- [colori.02 / Tcrom®]

abitat

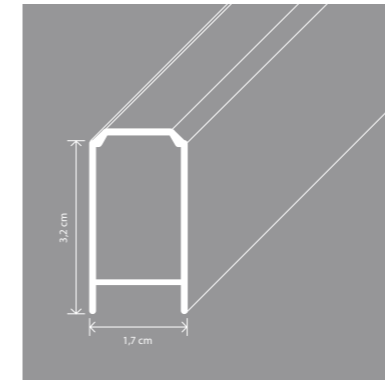
- 21 [Tinox® totale]
- 22 [Tbronz® totale]
- 24 [Tbrill® totale]
- 27 [Tcrom® totale]

vogue

- 61 [orosatinato totale]
- 62 [ororosa totale]
- 63 [cromonero totale]
- [colori.02 totale]

inox

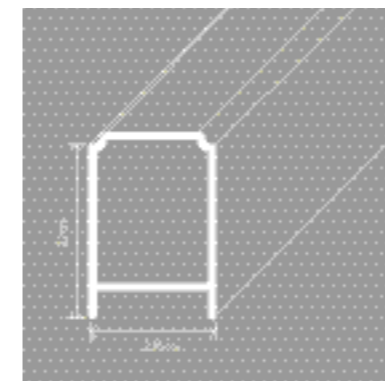
[inox]



Profilo di compensazione - max L 210 cm  
Extension profile - max L 210 cm

Utilizzabile per i modelli FONT, DADO MAXI e COMFORT  
Suitable for FONT, DADO MAXI and COMFORT models

Codice Code	Dimensioni L cm	Sizes H cm	Prezzo Price
35A010190	3,2 x 1,7	190	29
35A010200	3,2 x 1,7	200	32
35A019001	3,2 x 1,7	special	55

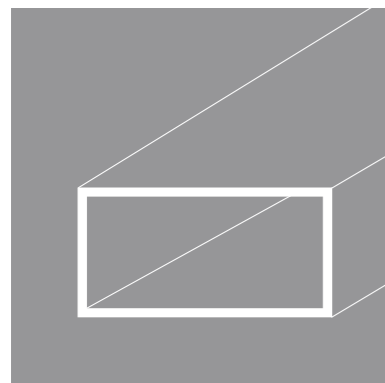


Profilo di compensazione - max L 200 cm  
Extension profile - max L 200 cm

Utilizzabile per i modelli DINO  
Suitable for DINO models

Codice Code	Dimensioni L cm	Sizes H cm	Prezzo Price
35A080200	3,2 x 2,16	200	40
35A089001	3,2 x 2,16	special	55

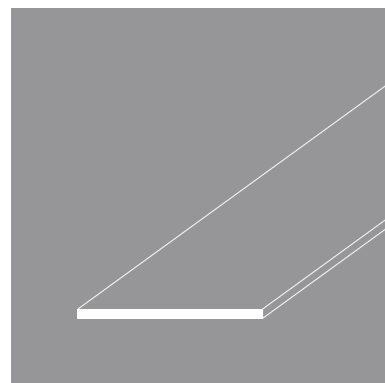
Per profili diversi da quelli sopra elencati richiedere fattibilità e preventivo all'ufficio tecnico di TDA S.r.l.  
For special profiles not included in the above list, ask R&D for availability



Profilo tubolare - max L 210 cm  
Tubular profile - max L 210 cm

Utilizzabile su tutti i modelli  
Suitable for all models

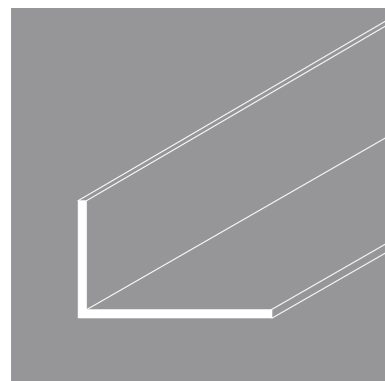
Codice Code	Dimensioni Sizes L cm	Prezzo Price
35T009002	2 x 1	59
35T009004	3 x 1	65
35T009006	3 x 2	68
35T009008	3 x 3	74
35T009010	4 x 2	74
35T009011	4 x 2,5	76
35T009012	4 x 3	76
35T009014	4 x 4	80
35T009016	4,5 x 4,5	86
35T009018	5 x 2	79
35T009020	5 x 3	80
35T009022	6 x 2	80
35T009024	6 x 3	86
35T009026	8 x 4	100
35T009028	10 x 3	104



Profilo piatto - max L 210 cm  
Flat profile - max L 210 cm

Utilizzabile su tutti i modelli  
Suitable for all models

Codice Code	Dimensioni Sizes L cm	Prezzo Price
35P009001	special 20	50
35P009004	special 30	74
35P009007	special 60	98

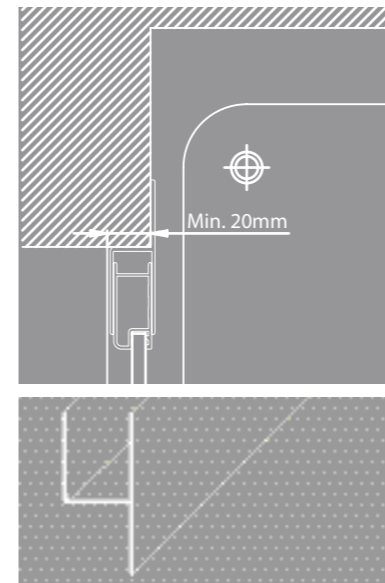


Profilo angolare - max L 210 cm  
Corner profile - max L 210 cm

Utilizzabile su tutti i modelli  
Suitable for all models

Codice Code	Dimensioni Sizes L cm	Prezzo Price
35N009002	3 x 2	58
35N009004	3 x 3	60
35N009006	4 x 2	60
35N009008	4,5 x 4,5	67
35N009010	5 x 2	62
35N009012	5 x 3	71
35N009014	5 x 5	69
35N009016	2 x 1	52
35N009018	3 x 1	55
35N009020	3 x 1,5	57
35N009022	6 x 2	65
35N009024	6 x 3	67
35N009026	8 x 4	73

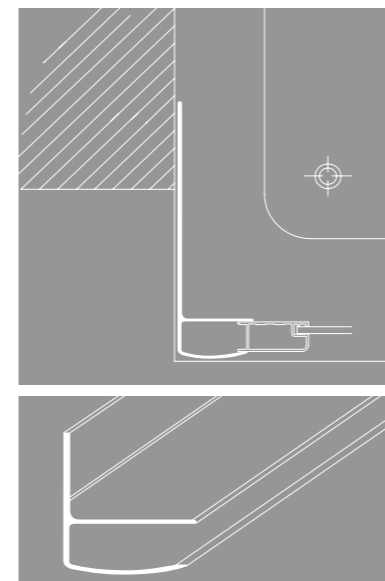
Per profili diversi da quelli sopra elencati richiedere fattibilità e preventivo all'ufficio tecnico di TDA S.r.l.  
For special profiles not included in the above list, ask R&D for availability



Profilo per attacco laterale e frontale interno  
Corner profile for side and internal front connection

Utilizzabile per i modelli FONT, DADO MAXI, SPADO e COMFORT  
Suitable for FONT, DADO MAXI, SPADO and COMFORT models

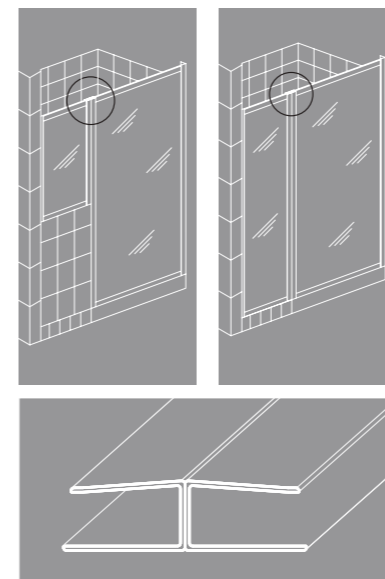
Codice Code	Dimensioni Sizes H cm	Prezzo Price
35M040190	190	39
35M040200	200	45
35M049001	special	51



Profilo ala lunga  
Long winged side mounting profile

Utilizzabile per i modelli FONT, DADO MAXI, SPADO e COMFORT  
Suitable for FONT, DADO MAXI, SPADO and COMFORT models

Codice Code	Dimensioni Sizes L cm H cm	Prezzo Price
35N550010	6 190	76
35N550011	9 190	76
35N550012	12 190	76
35N550013	15 190	76
35N550020	6 special	99
35N550021	9 special	99
35N550022	12 special	99
35N550023	15 special	99



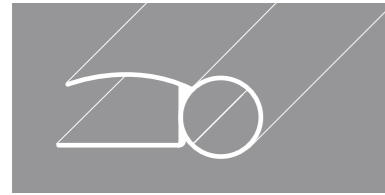
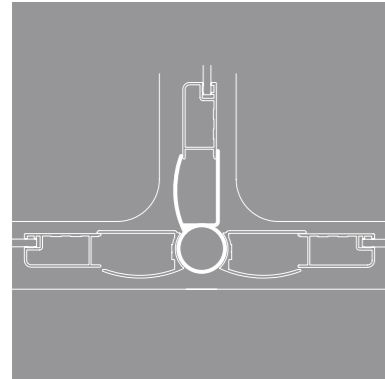
Profilo per attacco in linea  
In-line connection profile

Utilizzabile per i modelli FONT, DADO MAXI, SPADO e COMFORT  
Suitable for FONT, DADO MAXI, SPADO and COMFORT models

Codice Code	Modello Modell	Dimensioni Sizes H cm	Prezzo Price
35M010190	Comfort / Speedy / Font	190	53
35M019001	Comfort / Speedy / Font	special	60
35M019002	Comfort / Speedy / Font	special	60
35M130200	Dino	200	65
35M139001	Dino	special	85
35M110200	Dado Maxi	200	65
35M119001	Dado Maxi	special	85

Per profili diversi da quelli sopra elencati richiedere fattibilità e preventivo all'ufficio tecnico di TDA S.r.l.  
For special profiles not included in the above list, ask R&D for availability

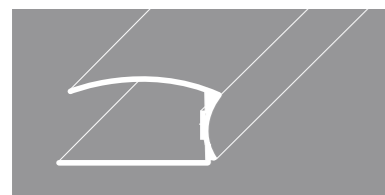
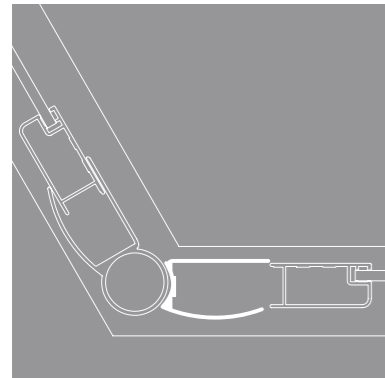




Profilo con snodo centrale  
Jointing profile

Utilizzabile per i modelli FONT, DADO MAXI, SPADO e COMFORT  
Suitable for FONT, DADO MAXI, SPADO and COMFORT models

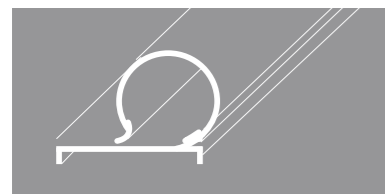
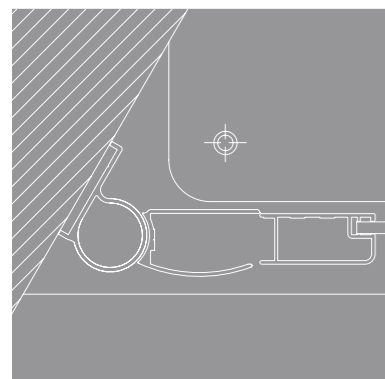
Codice Code	Dimensioni H cm	Sizes	Prezzo Price
35R010189	190		49
35R010200	200		52
35R019002	special		55



Profilo con snodo di rotazione  
Jointing profile

Utilizzabile per i modelli FONT, DADO MAXI, SPADO e COMFORT  
Suitable for FONT, DADO MAXI, SPADO and COMFORT models

Codice Code	Dimensioni H cm	Sizes	Prezzo Price
35R020188	190		47
35R020189	200		50
35R029002	special		46

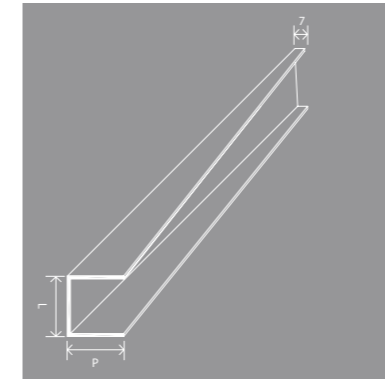
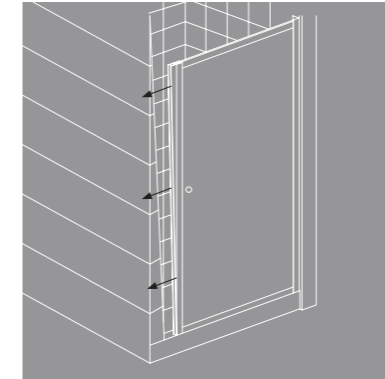


Profilo con snodo per inclinazioni a muro particolari  
Multi-angled profile

Utilizzabile per i modelli FONT, DADO MAXI, SPADO e COMFORT  
Suitable for FONT, DADO MAXI, SPADO and COMFORT models

Codice Code	Dimensioni H cm	Sizes	Prezzo Price
35R030189	190		33
35R030200	200		37
35R039001	special		42

Per profili diversi da quelli sopra elencati richiedere fattibilità e preventivo all'ufficio tecnico di TDA S.r.l.  
For special profiles not included in the above list, ask R&D for availability



Profilo conico  
Tapered profile

Utilizzabile su tutti i modelli  
Suitable for all models

Codice Code	Dimensioni L cm	Sizes H cm	Prezzo Price
35T120805	2 x 5	210	85
35T120810	2 x 4	210	85
35T120815	2 x 3	210	85
35T120820	2 x 2	210	85
35T120825	2,5 x 5	210	90
35T120830	2,5 x 4	210	90
35T120835	2,5 x 3	210	90
35T120840	2,5 x 2	210	90
35T120845	4 x 6	210	95
35T120850	4 x 4	210	95
35T120855	4 x 3	210	95
35T120860	4 x 2	210	95

Per profili diversi da quelli sopra elencati richiedere fattibilità e preventivo all'ufficio tecnico di TDA S.r.l.  
For special profiles not included in the above list, ask R&D for availability

TDA Srl garantisce i propri prodotti per 24 mesi a partire dalla data di acquisto secondo le normative Europee vigenti in materia. La garanzia TDA copre esclusivamente i difetti di fabbricazione o di assemblaggio. Eventuali difetti estetici o strutturali della cabina doccia vanno segnalati per iscritto, a mezzo email o fax, corredati dal documento d'acquisto e da immagini fotografiche che attestino chiaramente il difetto, prima di procedere con il montaggio della parete doccia, al proprio rivenditore o al servizio post-vendita di TDA. Qualsiasi difetto segnalato ad avvenuto montaggio non potrà essere in alcun modo risarcito.

TDA si impegna ad intervenire tempestivamente nel garantire la riparazione o sostituzione degli elementi riconosciuti difettosi. Non sono assolutamente contemplate eventuali richieste di indennizzo da parte dell'acquirente derivate da disagi, costi aggiuntivi, ecc.

Il personale tecnico di TDA interverrà per riscontrare e riconoscere l'eventuale difetto per poi procedere alla sua risoluzione.

Sono esclusi dal servizio di garanzia TDA:

- danni arrecati ed imputabili al trasporto non comunicati al trasportatore.
- rotture dei vetri causate dalla movimentazione manuale o da impatti accidentali durante l'utilizzo.
- danni arrecati da installazioni non effettuate "a regola d'arte" secondo le istruzioni di montaggio di TDA.
- danni arrecati da interventi sulla parete doccia effettuati da personale non competente e non autorizzato
- difetti dovuti alla normale usura del prodotto o all'incuranza da parte del fruitore
- difetti o malfunzionamenti riconducibili all'uso di prodotti per la pulizia non idonei da parte del fruitore
- malfunzionamenti riconducibili a cause di forza maggiore
- manomissioni da parte dell'acquirente riscontrate del servizio tecnico.

TDA Srl declina ogni responsabilità per danni a persone, animali e/o cose causati da scorrette installazioni o regolazioni, dallo scorretto utilizzo o da mancate manutenzioni periodiche e dalla mancata scrupolosa osservanza di tutta la documentazione allegata al prodotto.

Qualora vengano richiesti interventi di manutenzione, di qualsiasi tipologia essi siano, oltre i tempi coperti da garanzia o che non rispettino i punti sopra elencati, verranno applicate le tariffe da listino convenzionale.

TDA Srl garantisce la disponibilità dei pezzi di ricambio di un prodotto fino a 2 anni dall'uscita di produzione e successivamente fino ad esaurimento delle scorte.

## Servizi pre e post vendita Italia

TDA Srl dispone di una rete di CAT (Centri Assistenza Tecnica) affiliati in tutta Italia.

I servizi erogati di installazione, assistenza tecnica e manutenzione sono a pagamento secondo il tariffario del CAT affiliato. Il personale impiegato dai CAT è specializzato e costantemente formato per garantire piena soddisfazione sia per l'assistenza che per l'installazione delle pareti doccia TDA; per conoscere il CAT più vicino consultare il sito [www.tda.it](http://www.tda.it) nell'apposita sezione.

Per richiedere l'intervento dell'assistenza tecnica direttamente a TDA, inviare una email ad [css@tda.it](mailto:css@tda.it) indicando le generalità dell'installatore, quelle dell'utente ed eventuali fotografie.

*Warranty is valid 24 months after purchase according to the European regulations.*

*TDA warranty includes manufacturing and assembling faults ONLY.*

*Aesthetic or functional faults have to be reported in writing, together with the invoice and pictures BEFORE installation. Any claim after installation will not be considered.*

*TDA will take prompt actions to check the damage and solve the problem.*

*TDA technical team will check and confirm (or not) the above fault and will take actions accordingly.*

*The warranty does not include:*

*damages occurred during transport which have not been reported to the carrier*

*glass crash due to lack of attention in handling or during installation*

*wrong installation in spite of written instructions*

*wrong actions made by unqualified people*

*wrong actions taken by consumers and detected and confirmed by TDA technical service*

*normal wear and tear*

*TDA is not responsible for damages occurred to people, animals and/or things which are caused by faulty installation or wrong maintenance.*

*Should technical assistance be needed after warranty expires, the costs (price list) will be charged to consumer.*

*Spare parts are available also in case a product is dismissed, up to 2 years after discontinuance.*

## Listino Prezzi 21 IE/€

PREZZI IVA ESCLUSA						
Le misure sono in cm	4.3	Ordine e/o modifiche di ordini dovranno essere comunicati/confermati per iscritto dall'Acquirente tramite telefax o e-mail.	6.5	Nessun articolo può essere reso senza l'autorizzazione scritta da TDA Srl: i resi autorizzati dovranno pervenire in porto franco al ns. stabilimento utilizzando il trasportatore ed il numero di riferimento comunicati da TDA Srl Il numero di riferimento deve essere riportato sul documento di trasporto.	11.3	Qualora la sospensione dovuta a forza maggiore duri più di 6 settimane, ciascuna parte avrà il diritto di risolvere il presente contratto, previo un preavviso di 10 giorni, da comunicarsi alla controparte per iscritto.
1. VALIDITA' E DIRITTO DI MODIFICA	4.4	Ordini di importo lordo inferiore ad Euro 250,00 (IVA esclusa) saranno gravati di un addebito di Euro 10,00 netti per spese forfetarie di gestione ordine.	4.5	TDA Srl si riserva il diritto di valutare la fattibilità di Prodotti su specifica richiesta dell'Acquirente, di stabilirne i prezzi, le modalità e i termini di consegna.	12.1	12. PROPRIETA' INDUSTRIALE E INTELLETTUALE L'Acquirente riconosce che i documenti, disegni, marchi, nomi, dati ed informazioni, (sia in forma cartacea, sia su supporto elettronico) relativi ai Prodotti sono di esclusiva proprietà di TDA Srl e non possono essere divulgati, alterati, modificati, rimossi o cancellati in qualsiasi modo.
1.1	4.6	Non si accettano annullamenti d'ordine per Prodotti dedicati o realizzati su specifica richiesta dell'Acquirente.	7.1	La data di spedizione dei Prodotti indicata sul piano di evasione è sempre indicativa e non vincolante, salvo diversamente pattuito per iscritto.	12.2	L'Acquirente si impegna a non riprodurli/divulgarli a terzi ed a limitarne l'uso allo specifico Prodotto acquistato.
1.2	5.1	5. GARANZIA DI CONFORMITA' PRODOTTI TDA Srl garantisce i propri prodotti per 24 mesi a decorrere dalla data d'acquisto e comunque entro i limiti ed ai sensi del decreto legislativo n.206 del 06.09.2005 (Codice del Consumo)	7.2	Qualora TDA Srl preveda di non essere in grado di spedire i Prodotti nella data di spedizione indicata sul piano di evasione, ne darà avviso all'Acquirente indicando, ove possibile, la nuova data di spedizione prevista. Ove il ritardo imputabile a TDA Srl superi le 6 settimane, l'Acquirente potrà risolvere il contratto reletivamente ai Prodotti di cui la spedizione è ritardata, con un preavviso di 10 giorni, da comunicarsi per iscritto via telefax a TDA Srl, con esclusione di qualsiasi altro rimedio o danno.	12.3	L'Acquirente ha il limitato diritto di uso dei marchi, nomi o altri segni distintivi così come di ogni altro diritto di privativa industriale o know-how produttivo e commerciale incorporato nei Prodotti e che rimane di proprietà esclusiva di TDA Srl, al solo e limitato fine di utilizzare o di rivendere i Prodotti al pubblico.
2.1	5.2	La garanzia impegna TDA Srl solo alla riparazione e/o alla sostituzione degli elementi difettosi: sono pertanto escluse ulteriori pretese da parte dell'Acquirente, ed esclude qualsiasi indennizzo derivato dal disagio, od onere o costo relativo accessorio.	7.3	Non si considera imputabile a TDA Srl l'eventuale ritardo dovuto a cause di forza maggiore o caso fortuito, atti, omissioni dell'Acquirente (ad esempio mancata comunicazione di indicazioni necessarie per la fornitura dei Prodotti).		Ogni diverso utilizzo della proprietà intellettuale di TDA Srl da parte dell'Acquirente, se non espressamente concesso per iscritto da TDA Srl, si intenderà violazione da parte dell'Acquirente dei predetti diritti esclusivi di TDA Srl, anche sotto il profilo della responsabilità contrattuale e, come tale, sarà propriamente perseguito.
2.2	5.3	Difetti estetici o strutturali devono essere comunicati per iscritto a TDA Srl solo ed esclusivamente prima dell'installazione, allegando i documenti di acquisto e di prodotto.	7.4	Nel caso in cui, per cause non imputabili a TDA Srl, TDA Srl stessa risultasse temporaneamente o permanentemente impossibilitata ad effettuare la spedizione, TDA Srl ne darà informazione all'Acquirente e sarà sollevata dagli obblighi di spedizione per tutta la durata dell'impedimento e per tutto il tempo in cui si protraggono gli effetti ad esso conseguenti, nonchè da ogni obbligo di risarcimento danni per ritardo o inadempimento nei confronti dell'Acquirente.	13.1	13. INFORMATIVA Il Regolamento (UE) 679/2016 stabilisce che il soggetto interessato debba essere preventivamente informato in merito all'utilizzo dei dati che lo riguardano e che il trattamento di dati personali è ammesso solo con il consenso espresso del soggetto interessato, salvo i casi previsti dalla legge.
3.1	5.4	La garanzia impegna TDA Srl solo alla riparazione e/o alla sostituzione degli elementi difettosi: sono pertanto escluse ulteriori pretese da parte dell'Acquirente, ed esclude qualsiasi indennizzo derivato dal disagio, od onere o costo relativo accessorio.	7.5	In ogni caso, e fatto salvo quanto sopra previsto per il caso di risoluzione del contratto, il risarcimento del danno effettivo subito dall'Acquirente per ritardare spedizioni imputabili a TDA Srl non potrà eccedere un importo massimo corrispondente al 5% del prezzo netto dei Prodotti spediti in ritardo.	13.2	Titolare del trattamento. Il Titolare del trattamento dei dati è TDA S.r.l., via Circonvallazione, 1 – 25020, San Gervasio Bresciano (BS) – Italia, Tel. 030 9926311, Fax 030 9926312, Mail info@tda.it
3.2	5.5	Se il funzionamento è conseguente ad un intervento sul prodotto non autorizzato.	7.6	Sono comunque esclusi da ogni risarcimento i danni indiretti, consequenziali o punitivi.	13.3	Finalità del trattamento. I dati personali sono trattati nell'ambito della normale attività dell'azienda TDA S.r.l. per finalità relative a: . Adempimento di obblighi fiscali o contabili . Gestione della clientela (amministrato della clientela, amministrazione di contratti, ordini e fatture, gestione delle prenotazioni) . Gestione dei fornitori (amministrato dei fornitori, amministrazione di contratti, ordini, fatture, selezione in rapporto alle necessità dell'im presa) . Preparazione di preventivi, gestione ed esecuzione di contratti
3.3	6.1	Se il funzionamento difettoso è conseguente alla normale usura del prodotto, alla negligenza o incuranza da parte dell'Acquirente nel rispetto delle indicazioni allegato al prodotto.	8.1	8. RECLAMI E' inteso che eventuali reclami o contestazioni, riguardanti una parte dei Prodotti consegnati o una singola spedizione di Prodotti, non danno diritto all'Acquirente di sospendere o comunque ritardare i pagamenti dei Prodotti oggetto di contestazione, nè, tanto meno, di altre forniture.	13.4	Destinatari o categorie di destinatari ai quali i dati personali possono essere comunicati. I dati potranno essere trasmessi a società o persone esterne che svolgono attività strettamente connesse e strumentali alla gestione del rapporto commerciale, quali: . istituti di credito e società di transazioni finanziarie . consulenti e liberi professionisti, singoli ed associati
3.4	6.2	Se il difetto è riconducibile all'utilizzo di detergenti abrasivi, a base acida, o prodotti non adatti alla pulizia di superfici laccate, verniciate, anodizzate e vetrose. Si consiglia l'utilizzo di articoli per la cura del Prodotto a marchio TDA Srl	9.1	9. FORO COMPETENTE I contratti tra TDA Srl e l'Acquirente sono retti dalla legge italiana, con espressa esclusione di quanto previsto dalla Convenzione di Vienna del 1980 sulla vendita internazionale di merci.	13.5	Periodo di conservazione. I dati personali saranno conservati per una durata massima di 10 anni dall'ultima fatturazione e/o fino alla conclusione del rapporto contrattuale e oltre solo per l'adempimento di obblighi fiscali e contabili
3.5	6.3	Se il difetto è riconducibile all'utilizzo di prodotti non autorizzati.	9.2	Per qualsiasi controversia tra le parti, relativa ai rapporti di compravendita o fornitura, alla loro instaurazione, esecuzione o cessazione, sarà esclusivamente competente il Foro di Milano - Italia.	13.6	Diritti dell'interessato. L'interessato ha diritto di ottenere dal Titolare la conferma che sia o meno in corso un trattamento di dati personali che lo riguardano e in tal caso ha il diritto di: . ottenere l'accesso ai dati personali, chiederne la rettifica, la cancellazione, la limitazione o di opporsi al loro trattamento; . ricevere in un formato strutturato, di uso comune e leggibile da dispositivo automatico i dati personali che lo riguardano e di trasmettere tali dati a un altro Titolare del trattamento (portabilità dei dati); . essere informato dell'esistenza di un processo decisionale automatizzato, compresa la profilazione; . revocare il consenso in qualsiasi momento, senza pregiudicare la liceità del trattamento basato sul consenso prestato prima della revoca; . proporre reclamo all'Autorità di controllo
3.6	6.4	Manomissione del prodotto da parte dell'Acquirente.	10.1	10. ECO CONTRIBUTO RAAE. I prezzi si intendono comprensivi da eco contributo RAAE.		
4.1		6. RESA E SPEDIZIONE PRODOTTI Il destinatario è obbligato a controllare la merce in arrivo e a contestare subito gli eventuali danni direttamente al trasportatore che ne è responsabile. E' diritto del destinatario e dovere del trasportatore controllare la spedizione (senza aprire l'imballo) e apporre le eventuali riserve specifiche sul DDT dal trasportatore e quello TDA Srl.	11.1	11. FORZA MAGGIORE Ciascuna parte potrà sospendere l'esecuzione dei propri obblighi contrattuali quando tale esecuzione sia resa impossibile o irragionevolmente onerosa da un impedimento imprevedibile indipendente dalla sua volontà, quale ad esempio sciopero, boicottaggio, serrata, incendio, guerra (dichiarata o non) guerra civile, sommosse e rivoluzioni, requisizioni, embargo, interruzioni di energia, ritardi nella consegna di componenti o materia prima.		
4.2		Danno occulto: nel caso di colli rovinati, solo esternamente, questi possono essere ritirati indicando sui DDT (documento di trasporto) del trasportatore e di TDA Srl la clausola "RISERVA DI CONTROLLO", specificando la motivazione per cui si è posta la riserva, come previsto dalla normativa vigente in materia di trasporto. Nel caso di rotture accertate, il destinatario deve darne comunicazione scritta a mezzo raccomandata a TDA Srl e per conoscenza al trasportatore spedendola entro e non oltre 8 giorni dal ricevimento merce.	11.2	La parte che desidera avvalersi della presente clausola dovrà comunicare immediatamente per iscritto all'altra parte il verificarsi e la cessazione delle circostanze di forza maggiore.		
		Danno accertabile: nel caso di danno evidente ed accertabile anche dal trasportatore, deve essere posta una riserva sul DDT del trasportatore e di TDA Srl indicando chiaramente quantità e codici danneggiati ed il tipo di danno esterno ed interno riscontrato. Copia dei DDT devono essere inviati all'ufficio clienti TDA Srl che successivamente darà le opportune disposizioni per l'eventuale sostituzione e reso del materiale.				
		Da quanto previsto ai paragrafi 6.2 e 6.3. TDA Srl non riconoscerà alcun rimborso per danni o rotture riscontrate.				

## Price List 21 EN/€

Prices VAT excluded  
Sizes in cm

1. VALIDITY AND MODIFICATION RIGHT		- if defect is due to the use of abrasive detergents or cleaning products not suitable for glass, anodized, laquered or varnished surfaces. - if defective functioning is due to "force majeure" reasons - purchaser manumission of the product	9. JURISDICTION	. Customer management (customer administration, contract administration, orders and invoices, reservation management) . Supplier management (supplier administration, contract administration, orders, invoices, selection in relation to the company's needs) . Preparation of cost estimations, management and execution of contracts
1.1	Any agreement subscribed by TDA srl for the sale of the products mentioned on the price list (hereinafter the "Products" and each of them the "Product" ) to any consumer (hereinafter referred to as "Buyer") will be subject to the present general sales conditions.	5.4 TDA Srl declines any responsibility for possible damages caused by bad installation or adjustments errors, incorrect use or no observance of all prescriptions indicated in product enclosed documents	9.1 Agreements between TDA Srl and the Buyer are ruled by Italian law, with the exclusion of what required by the Wien Convention of 1980 on the international sale of goods.	
1.2	TDA srl can amend the present general sales conditions as well as the price list without notice.	5.5 TDA srl reserves the full right to technically and aesthetically modify the Product at anytime and without previous notice, including changes in volume and weight.	9.2 For any dispute between the parties relating to sale or supply relations, to their establishment, performance or termination, shall have as exclusive jurisdiction the Court of Milan – Italy	13.4 Addresses and addresses' categories to whom personal data can be communicated. The data can be transmitted to a company or external persons who carry out instrumental activities strictly connected with the management of the commercial relationship, such as: . financial institutions and financial transaction companies . advisors and legal professionals, individual or associated
2. PRODUCTS' FEATURES		6. SHIPMENT AND PRODUCTS RETURN	9.3 However, notwithstanding the provision above, TDA srl still has the power to bring the dispute before the competent court at the site of the Buyer.	
2.1	In each sales agreement between TDA srl and the Buyer, all information concerning the Products shall be binding for both parties, except for specific written amendments.	6.1 Deliveries must be immediately inspected, in case of wrong items, and/or shortages, and/or any defect, have to be reported to the forwarder which is the only responsible for it. It is in the right of the receiver and the duty of the forwarder to control the delivery (without opening the package). A formal making specific notification on the delivery notes, the generic written sentence is not sufficient.	10. WEEE CONTRIBUTION	
2.2	Any technical information concerning the Products are indicative and not binding. The Products are made of different materials: TDA srl can make necessary improvements to the Products, keeping the basic characteristics and packaging unchanged.	6.2 Hidden damage: if on delivery, the goods show obvious packaging defects, they can be withdrawn, but the receiver is obliged to note the defects on the PoD marking them with "subject to inspection" and specifying the reasons, as stated in the current EU regulations. The claim for damages has to be sent to TDA Srl in writing within 7 days from delivery.	10.1 The Prices do not include the WEEE contribution	13.5 Retention period Personal data will be stored for a maximum duration of 10 years from the last invoicing and / or until the conclusion of the contractual relationship and beyond only for the fulfillment of fiscal and accounting obligations
3. PRICE AND PAYMENT TERMS		6.3 Verified damage: in case of evident damage verified by the receiver and the forwarder, the damage evidence must be duly marked on PoD, indicating very clearly the quantity and the damaged product codes, checking if the damage is on the internal or external side. A further copy of PoD must be sent to TDA srl customer service that will arrange the possible replacement upon reception of the damaged goods.	11. FORCE MAJEURE	
3.1	The current pricelist will be applied at the moment of signature of the Sales agreement. Prices are intended to be ex-works.	6.4 Unlike what is clearly specified on the paragraphs 6.2 and 6.3, TDA srl will not recognize any refund for the damage or breakage	11.1 Either party may suspend performance of its contractual obligations when such performance is made impossible or unreasonably onerous by an unforeseeable obstacle beyond its control, such as strike, boycotting, lockouts, fire, war (declared or not), power interruptions, delays in delivery of components or materials.	
3.2	In case of unsolved payment, TDA srl will stop deliveries of outstanding orders. The delivery time of the pending order will be recalculated, starting from the payment date according to standard timings expressed in this document. Payments for Products already delivered will not be subject to completion of the order.	6.5 No item can be returned without TDA Srl written permission. Authorized returns must be sent to our warehouse without charging transport costs, using TDA srl courier indicating the reference number.	11.2 The party wishing to make use of this clause must notify immediately in writing to the other part the occurrence and cessation of the circumstances of force majeure.	
3.3	TDA srl has the right to calculate accruals on pending payments according to EU Directives.	7. DELIVERY TERMS	11.3 If the suspension due to force majeure lasts more than 6 weeks, each party shall be entitled to terminate this contract, with 10 days prior notice, to be notified to the other party in writing.	
3.4	The agreed price, is valid until the delivery date as per order confirmation. If the delivery date is postponed, upon request of the Buyer or for reasons not depending on TDA srl, TDA srl can charge additional storage costs to the Buyer.	7.1 The delivery date as per order confirmation is not binding unless differently agreed by the Parties in writing.	12. INDUSTRIAL AND INTELLECTUAL PROPERTY	
4. ORDER ACCEPTANCE		7.2 Where TDA srl is not in the condition to ship punctually, TDA Srl shall give notice to the Buyer, adding, if possible the new delivery date. If TDA Srl delay exceeds 6 weeks, the Buyer can terminate the commercial agreement, with 10 days written notice.	12.1 The Buyer acknowledges that the documents, drawings, logos, names, data and information (both in paper form, either in electronic form) are exclusive property of TDA srl and cannot be disclosed, altered, modified, removed or erased in any way.	13.7 Nature of data and consequence of the failure to notify Without the processing and communication of data of a compulsory nature for the described purposes, the requested services and / or products, in whole or in part, cannot be provided to the interested party.
4.1	Orders will be considered valid only if made in writing.	7.3 Any delay due to "force majeure" or unforeseen events or incorrect delivery information from the Buyer is not considered TDA srl responsibility.	12.2 The Buyer agrees not to reproduce/disclose to third parties and to restrict their use to the specific Product purchased.	
4.2	Any Sales Agreement between TDA srl and the Buyer will be accepted by TDA srl only in writing.	7.4 In case, for reasons independent from TDA Srl, shipment were not possible, TDA Srl will inform the Buyer and will decline any responsibility for the delay.	12.3 The Buyer shall have the limited right to use trademarks, names or other distinguishing marks as well as any other industrial executive right or manufacturing and commercial know-how associated with the goods, which remains exclusive property of TDA Srl, to the sole and limited purpose to utilize or resell the goods to the public. Any other use of the TDA Srl intellectual property by the Buyer, unless expressly, granted in writing by TDA Srl, will be considered an infringement of the TDA Srl exclusive rights by the Buyer, also in terms of contractual liability and, as such, will be prosecuted.	
4.3	Order and/or amendments to orders shall be confirmed by the buyer in writing.	7.5 In any case, and except in case of contract termination, the compensation for loss occurred for delays in deliveries due to TDA srl responsibility will not exceed a maximum amount equal to 5% of the net value of the above order.	13. NOTICE	
4.4	For orders value less than € 250,00 ( VAT excluded) TDA will charge additional € 10,00 (excluding VAT) for transport costs.	7.6 The payment of the above amount will not be followed by any other reimbursement.	13.1 Definition The (EU) Regulation 679/2016 establishes that the interested party must be informed in advance about the use of data concerning him and that the processing of personal data shall be authorised only with the express consent of the subject concerned, except in circumstances provided for by law.	
4.5	TDA srl will decide upon feasibility of Customized Products and will fix prices and delivery terms.	8. COMPLAINTS	13.2 Data controller The Data controller is TDA S.r.l., via Circonvallazione, 1 – 25020, San Gervasio Bresciano (BS) – Italia, Tel. 030 9926311, Fax 030 9926312, Mail info@tda.it	
4.6	Cancellation of special products orders will not be accepted.	8.1 It is agreed that any complaints or disputes concerning any part of the delivered Products or a single shipment of Products, do not entitle the Buyer to suspend or delay the payment of the order or of new orders.	13.3 Purposes of the processing Personal data are processed as part of the normal activity of the company TDA S.r.l. for purposes relating to: . Fulfillment of tax or accounting obligations	
5. PRODUCT COMPLIANCE				
5.1	TDA srl warranty is 24 months valid according to the Eu Directives. It covers manufacturing and components faults only. Claims must be forwarded to TDA srl in writing and before installation, adding purchasing documents, pictures etc			
5.2	TDA Srl warranty will cover the replacement of faulty elements. TDA srl technical team will check the claimed damage before giving authorization.			
5.3	TDA srl warranty will not cover the following: - if defect has reference to transport - tempered glass parts crashes installation is not performed properly according to TDA srl instructions; - if functioning defect is due to unauthorized technical intervention on product - if defective functioning is due to normal usury, ot to the purchaser negligence or carelessness following product indication			



**TDA**  
BATHROOM PRODUCTS OF ITALY



- H cm 225
- H cm 201,5
- H cm 200
- H cm 190
- H cm 185
- H cm 100
- H cm 150
- H cm 140
- ALTEZZA PARETE DOCCIA**  
SHOWER DOOR HEIGHT
- ALTEZZA PARETE SOPRAVASCA**  
BATH PANEL HEIGHT
- 10 mm
- 8 mm
- 6 mm
- 4 mm
- SPESSORE VETRO**  
GLASS DEPTH
- 6&8 mm
- SPESSORE VETRO**  
GLASS DEPTH
- 2,2 mm
- SPESSORE ACRILICO**  
ACRYLIC DEPTH
- 2,2/4 mm
- SPESSORE ACRILICO / VETRO**  
ACRYLIC / GLASS DEPTH
- REVERSIBILE  
REVERSIBLE
- NON REVERSIBILE  
NON-REVERSIBLE
- MANIGLIA ESTERNA / INTERNA  
EXTERNAL / INTERNAL HANDLES
- MANIGLIA ESTERNA / POMOLO INTERNO  
EXTERNAL HANDLE / INTERNAL POMMEL
- POMOLO ESTERNO / INTERNO  
EXTERNAL / INTERNAL POMMEL
- POMOLO ESTERNO  
EXTERNAL POMMEL
- PROFILO MANIGLIA  
HANDLE PROFILE
- 1 cm
- 2 cm
- ESTENSIBILITA' RIDOTTA**  
REDUCED EXSTENSIBILITY
- 3 cm
- 6 cm
- 12 cm
- ESTENSIBILITA' PIENA**  
FULL EXSTENSIBILITY
- 2+2
- 3+3
- ESTENSIBILITA' PER LATO**  
SIDE EXSTENSIBILITY
- 1 cm
- 1,5 cm
- 2 cm
- 3 cm
- PROFILO DI COMPENSAZIONE**  
COMPENSATOR PROFILE

- REGOLAZIONE FUORI SQUADRO  
OFF-SQUARE REGULATION
- PROFILO TENUTA ACQUA BASSO  
LOW SEAL WATER PROFILE
- PROFILO TENUTA ACQUA ALTO  
HIGH SEAL WATER PROFILE
- SGANCIO RAPIDO  
QUICK-RELEASE
- SGANCIO VITE  
SCREW RELEASE
- CERNIERA +/- 90°  
+/- 90° HINGE
- CERNIERA 180°  
180° HINGE
- CERNIERA FILO VETRO  
FLUSH HINGE
- ROTAZIONE A CAMMA  
CAM ROTATION
- PROFILO MAGNETICO  
MAGNETIC PROFILE
- CHIUSURA MAGNETICA  
MAGNETIC CLOSURE
- FERMO MAGNETICO  
MAGNETIC LOCK
- FINE CORSA AMMORTIZZATO  
END BUFFER AND SOFT CLOSING
- CHIUSURA AMMORTIZZATA  
SOFT CLOSING
- SBLOCCO MAGNETICO  
MAGNETIC UNLOCK
- SISTEMA SOFT-CLOSE  
SOFT-CLOSE SYSTEM
- GIUNZIONE ANGOLARE  
CORNER CONNECTION
- GUARNIZIONE PALLONCINO  
BALLOON SEAL
- VETRO CURVATO 90°  
90° CURVED GLASS
- APERTURA GIREVOLE  
REVOLVING OPENING
- APERTURA IN/OUT  
OPENING IN/OUT
- PARACOLPI  
BUMPERS
- SCORRIMENTO INFERIORE  
LOWER SLIDING
- PALO TELESCOPICO  
TELESCOPIC POLE
- MISURE SPECIALI  
SPECIAL MEASURES
- MODELLO SU MISURA  
CUSTOMIZED MEASURE
- PMR  
PMR
- DECOGRAFIA  
DECOGRAPHY
- TRATTAMENTO NEVERDROP®  
NEVERDROP® TREATMENT
- SPARTAN  
SPARTAN
- H cm  
ICONA GENERICA H cm  
GENERIC ICON H cm
- SP mm  
ICONA GENERICA SP cm  
GENERIC ICON SP cm
- EST cm  
ICONA GENERICA EST cm  
GENERIC ICON EST cm
- NUMERO DI COLLI  
NUMBER OF PACKAGES
- PESO TOTALE  
TOTAL WEIGHT
- STOCK  
STOCK

TDA si riserva, a proprio insindacabile giudizio, di apportare modifiche anche senza preavviso, allo scopo di migliorare la produzione.

TDA reserves the right to modify the products without advance notice to improve the production

TDA se réserve le droit, à sa seule discrétion, d'apporter des modifications sans préavis afin d'améliorer la production

TDA vorbehaltet sich das Recht, ohne Voranmeldung, wesentliche Änderungen für eine Verbesserung der Produktion einzuführen

**TDA srl**  
via Circonvallazione, 1  
I-25020 San Gervasio Bresciano (BS)  
tel. +39 030 9926311  
fax +39 030 9926312  
www.tda.it  
info@tda.it

**TDA United Kingdom**  
tel. +39 030 9926340  
fax +39 030 9926312  
www.tda.it  
sales@tda.it

**TDA France**  
tel. +33 04 72 28 04 98  
fax +33 04 72 28 04 99  
www.tdafrance.fr  
info@tdafrance.fr

**TDA Deutschland**  
tel. +49 (0)37323 573 599  
fax +39 030 9926312  
www.tda.it  
verkauf@tda.it