


AMBROGIO

Piatto doccia in Arock®
c e n t r a t o

senza bordi

Arock® shower tray
without rims







AMBROGIO

Piatto doccia in Arock®
c e n t r a t o


senza bordi

Arock® shower tray
without rims



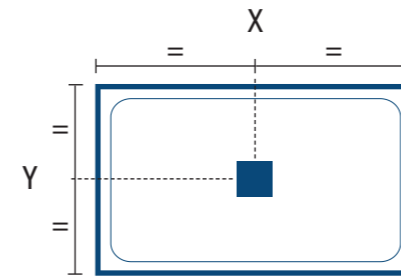
Ambrogio

SENZA BORDI
WITHOUT EDGE RIMS



H 3 cm

DIMENSIONI SIZES




	X						
cm	90	100	120	140	160	180	200
70	●	●	●	●	●	●	
80		●	●	●	●	●	●
90		●	●	●	●	●	●
100		●	●	●	●	●	

Posizione della griglia
Waste position

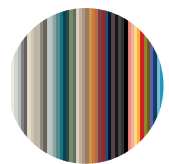
● Y/X: al centro / central

GRIGLIA DI DEFLUSSO WASTE COVER

INCLUSA: double-face inox e inox satinato
INCLUDED: dual finish inox and satin inox




OPZIONE: 48 colori.02 e 4 finiture
OPTION: 48 colori.02 and 4 finishes



colori.02



22 Tbronz®



61 orosatinato



62 ororosa



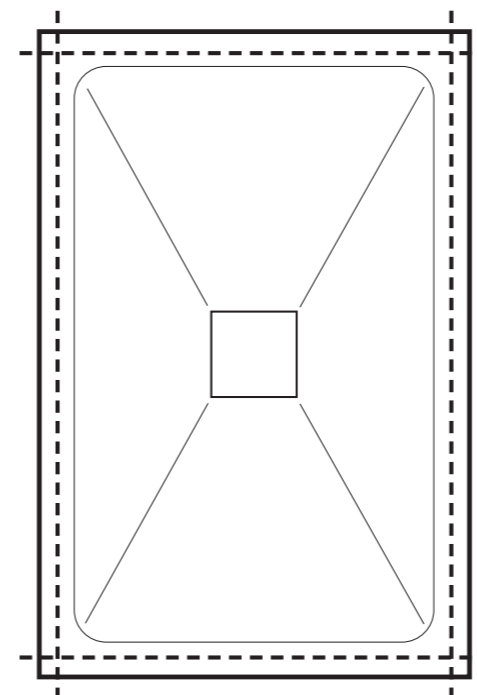
63 cromonero

la griglia di deflusso è inclusa, un lato è in finitura inox e l'altro in finitura inox satinato
può essere ordinata separatamente in uno dei 48 colori.02 o in una delle 4 finiture (pag 162)

the waste cover is included, one side is inox and the other side is satin inox
can be ordered separately in one of the 48 colori.02 or in one of the 4 finishes (page 162)

PERSONALIZZAZIONI CUSTOMIZATION

il piatto doccia Ambrogio senza bordi può essere personalizzato con tagli a misura, grezzi o in finitura
ogni lato può essere tagliato per un massimo di 5 cm
the shower tray Ambrogio without rims can be customized with rough or coloured cuts-to size
each side can be cut to a maximum of 5 cm


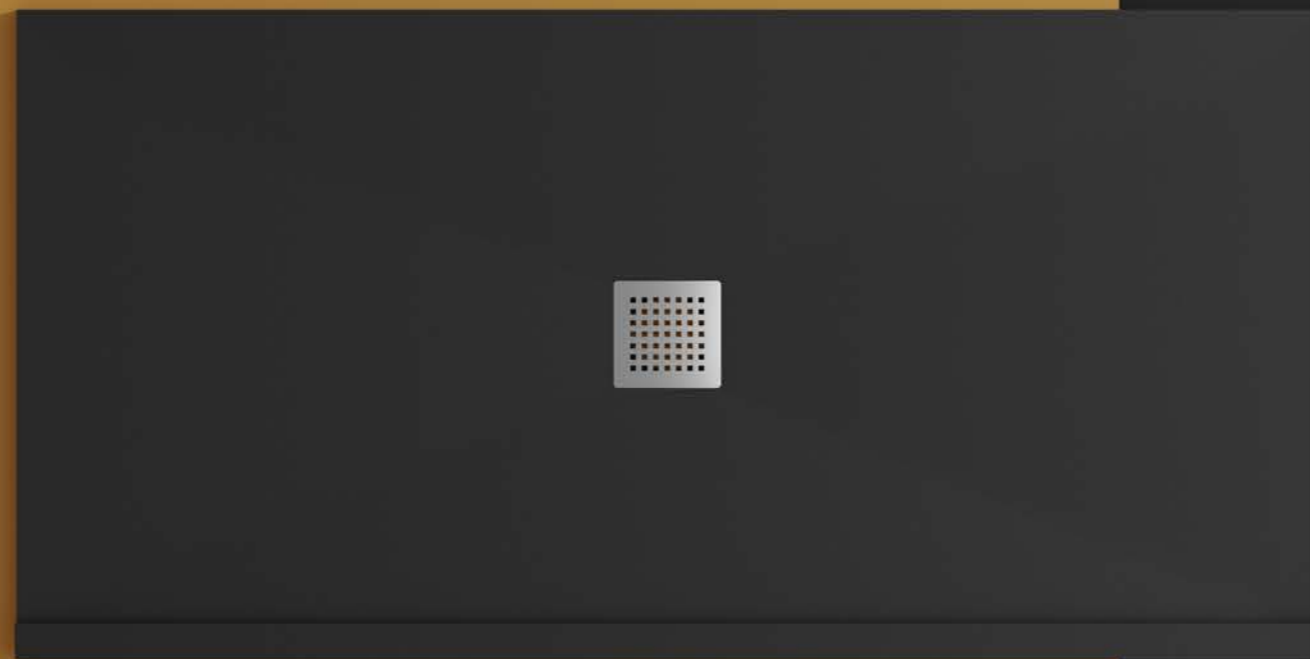


AMBROGIO

Piatto doccia in Arock®
c e n t r a t o

con 1 o 2 bordi

Arock® shower tray
whit 1 or 2 rims



Ambrogio

CON 1 O 2 BORDI
WITH 1 OR 2 RIMS



H 4,5 cm - 1 BORDO APPLICATO
H 4,5 cm - 1 EDGE RIM BONDED




H 4,5 cm - 2 BORDI APPLICATI
H 4,5 cm - 2 EDGE RIMS BONDED

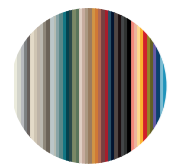
i bordi sono applicati per incollaggio; il bordo singolo può essere applicato sia sul lato lungo che sul lato corto
the rims are glued; the single rim can be applied on the long side or on the short side

GRIGLIA DI DEFLUSSO WASTE COVER

INCLUSA: double-face inox e inox satinato
INCLUDED: dual finish inox and satin inox




OPZIONE: 48 colori.02 e 4 finiture
OPTION: 48 colori.02 and 4 finishes



colori.02



22 Tbronz®



61 orosatinato



62 ororosa

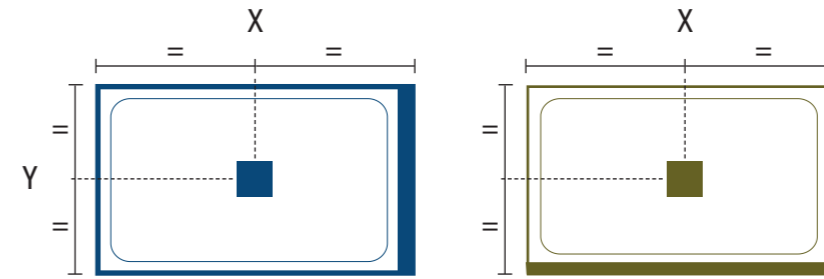


63 cromonero

la griglia di deflusso è inclusa, un lato è in finitura inox e l'altro in finitura inox satinato
può essere ordinata separatamente in uno dei 48 colori.02 o in una delle 4 finiture (pag 162)

the waste cover is included, one side is inox and the other side is satin inox
can be ordered separately in one of the 48 colori.02 or in one of the 4 finishes (page 162)

DIMENSIONI SIZES



		X						
cm		90	100	120	140	160	180	200
70	Y	●●	●●	●●	●●	●●	●●	
80			●●	●●	●●	●●	●●	●●
90			●●	●●	●●	●●	●●	●●
100			●●	●●	●●	●●	●●	

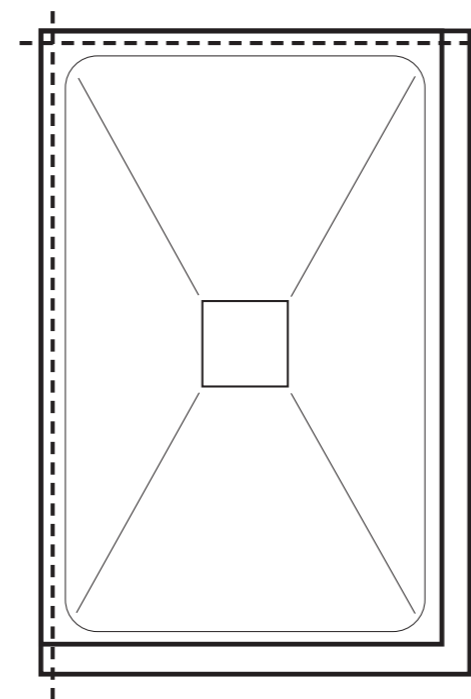
Posizione della griglia
Waste position

● Y/X: al centro / central

● Y/X: al centro / central

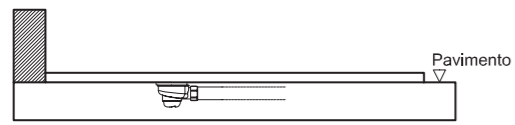
PERSONALIZZAZIONI CUSTOMIZATION

il piatto doccia Ambrogio con 1 o 2 bordi può essere personalizzato con tagli a misura, grezzi o in finitura
the shower tray Ambrogio with 1 or 2 rims can be customized with rough or coloured cuts-to size

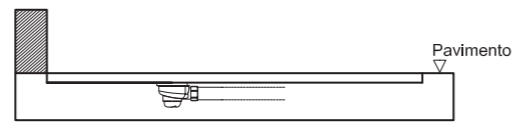


info tecniche / technical info

INSTALLAZIONE INSTALLATION



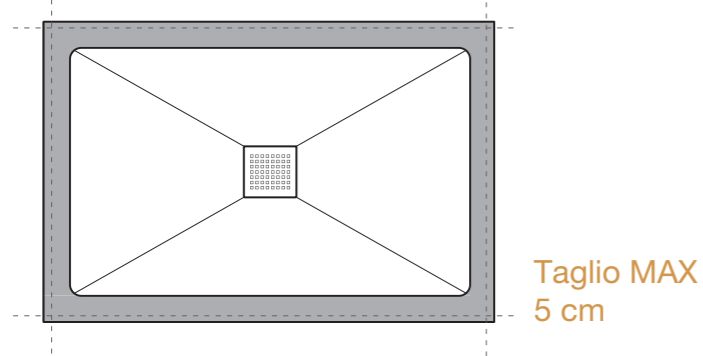
INSTALLAZIONE SOPRA PAVIMENTO
FLOOR INSTALLATION



INSTALLAZIONE INCASSATO A FILO PAVIMENTO
LEVEL ACCESS

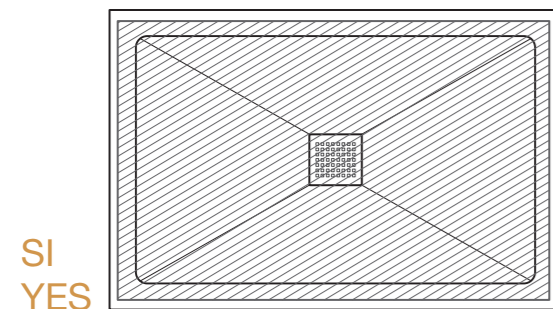
il piatto doccia Ambrogio può essere installato sopra qualsiasi tipo di pavimento ma anche incassato a filo pavimento
Ambrogio shower tray can be installed onto the floor or as a level access

AREE DI TAGLIO CUT AREA



posizione e dimensioni delle possibili aree di taglio del piatto doccia
position and size of the cut area for Ambrogio tray

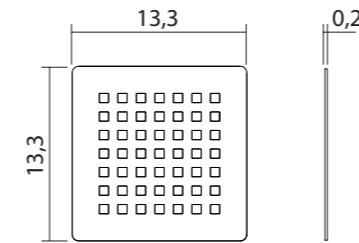
AREA SOFFIONE SHOWER AREA



area consigliata per l'installazione di un soffione doccia
suggestions for installation of shower head

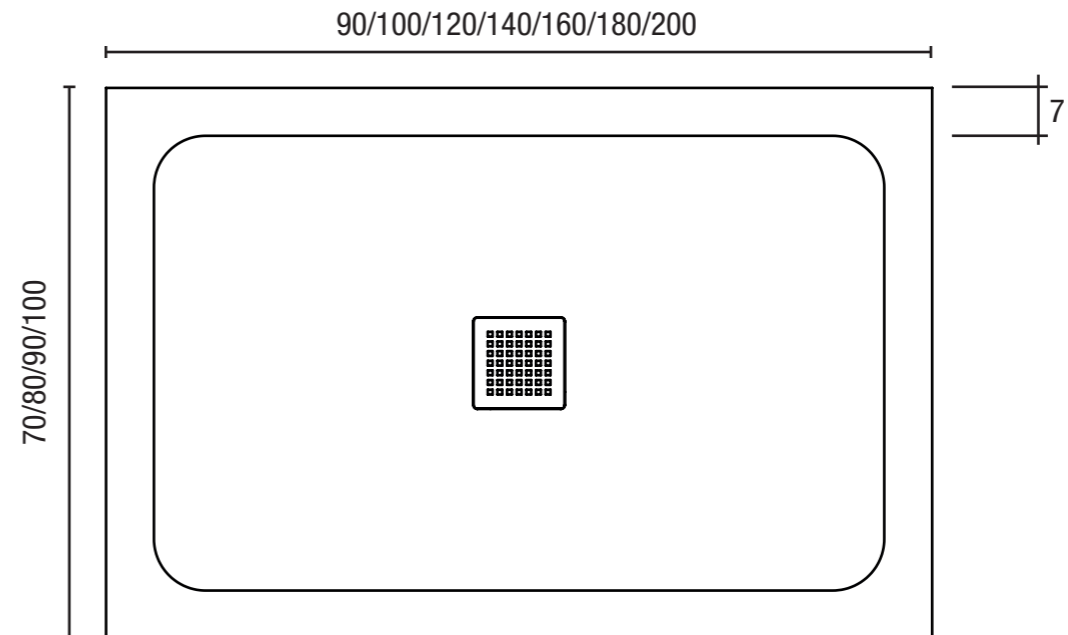
dettagli tecnici / technical details

GRIGLIA DI DEFLUSSO WASTE COVER

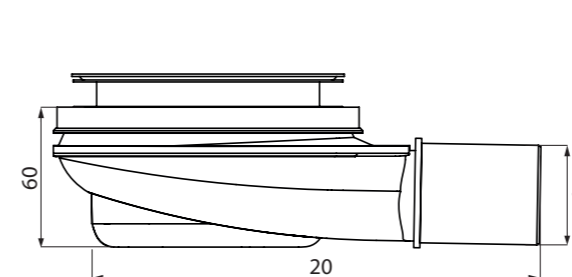


griglia di deflusso bi-facciale in acciaio inox e inox satinato
dual finish inox and satin inox waste cover

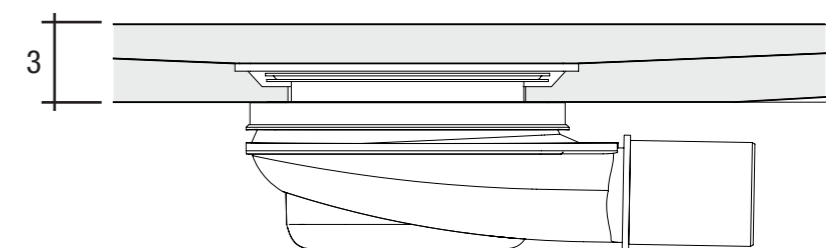
QUOTE TECNICHE TECHNICAL QUOTES



PILETTA DI SCARICO SHALLOW WASTE



piletta di scarico standard **INCLUSA H60 mm**
standard shallow waste **INCLUDED H60 mm**



sezione di un piatto doccia Ambrogio con piletta
Ambrogio shower tray section, waste included

Ambrogio


Piatto doccia centrato
Centered shower tray



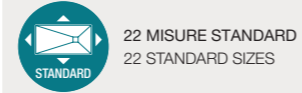
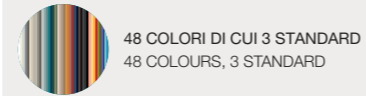
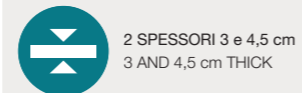
colori.02 Standard



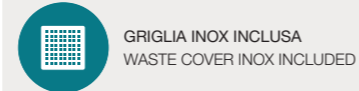
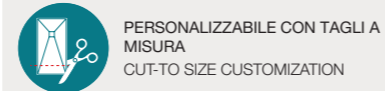
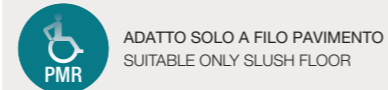
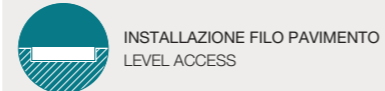
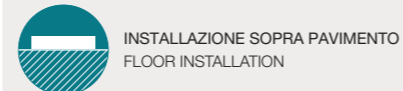
Optional



CARATTERISTICHE FEATURES



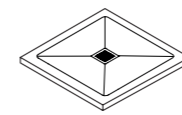
INFO TECNICHE TECHNICAL INFORMATION



modelli disponibili available models

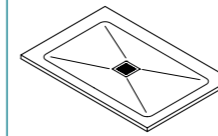
senza bordi

AM-NO



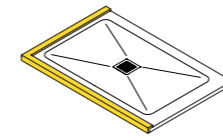
without rims

AM-NO



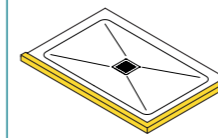
2 bordi

AM-BO / mod L



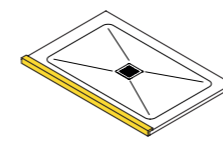
2 rims

AM-BO / mod M



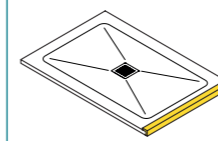
1 bordo

AM-BO / mod N

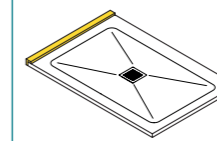


1 rim

AM-BO / mod O

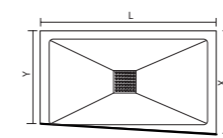


AM-BO / mod P



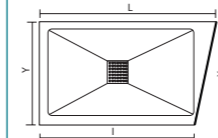
speciali / esempi

1 taglio

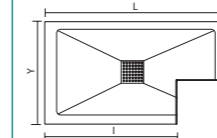


bespoke / example

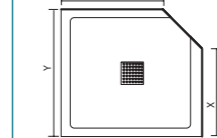
1 taglio



2 tagli



2 tagli



importante

il secondo taglio viene effettuato solo rettilineo e solo grezzo

the second cut can only be done in length and in rough finishing

important

per tagli particolari, non rettilinei, è necessario chiedere fattibilità inviando un disegno all'ufficio tecnico TDA

for special cuts, ask TDA for a technical drawing

in caso di tagli oltre i 5 cm per lato prevedere un riempimento del fondo

in case of cuts over 5 cm per side, provide for a bottom filling